# PEPPER
# STATISTICAL YEARBOOK
# 2018

Compiled by

**GALIH PERWARA**

**BUDIMAN MUNGGARAN**

Information & Statistical Assistant

**INTERNATIONAL PEPPER COMMUNITY**

8th Floor, BAPPEBTI Building Jl. Kramat Raya No. 172 Jakarta Pusat 10430 Indonesia

Tel: +62-21 3101023/24, 3101028, Fax: +62-21 3100986

Email: mail@ipcnet.org, Web: www.ipcnet.org

## FOREWORD

Pepper Statistical Yearbook of the IPC is published in relation to IPC's main function and activities which are to disseminate information on development of pepper production and industry to all stake holders of pepper. This annual publication contains serial data on area, production, international trade figures, consumption as well as price movement of pepper and pepper product.

It is with immense pleasure that we publish the Pepper Statistical Yearbook 2018 which presents ten years summary of statistical data between 2009 – 2018 on area, production, export, import, consumption and price in producing countries and five years detailed statistic on import export of pepper in producing and consuming countries.

In year 2018, production of pepper worldwide increased by 4% or around 22,714 MT which contributed highly to the decreasing trend of price of pepper and pepper product. New York spot prices of pepper for 2018 was recorded at an average of US$ 3,713 per MT for black pepper and US$ 6,205 per MT for white pepper, recording a loss by 36% and 34% respectively. Following the publication of this Pepper Statistical Year Book the need of increasing the world consumption of pepper is growing more important so as to balance out the oversupply of pepper.

The Statistical Yearbook 2018 is successfully published due to the cooperation and support of IPC Member Countries, ITC Geneva, FAO and other organization which could not be named individually. It is due to their information and data that IPC was able to compile a reliable historical information.

This publication is a result of the untiring collective efforts of Mr. Galih Perwara and Mr. Budiman Munggaran of the IPC. I place on record my special appreciation of the commendable efforts put by them in publishing this Pepper Statistical Yearbook 2018. I would also like to kindly appreciated Mr. Yadi Suryadi for his contribution in the publication of the Pepper Statistical Yearbook 2018.

IPC would be much obliged to receive comments and suggestion on this publication for the improvement of its contents and overall presentation.

Jakarta, 10 September 2019.

**Hoang Thi Lien**
**Executive Director**
**International Pepper Community**

# Part I

# WORLD PEPPER STATISTICS

- **Area**
- **Production**
- **Export**
- **Import**
- **Re-export**

**Table 1.01**

**AREA UNDER PEPPER CULTIVATION BY COUNTRY, 2009 - 2018**

**( area in hectares)**

| COUNTRY | 2009 | 2010 | 2011 | 2012 | 2013 | 2014 | 2015 | 2016 | 2017 | 2018 |
|---|---|---|---|---|---|---|---|---|---|---|
| Brazil | 27,415 | 23,263 | 21,089 | 19,427 | 18,472 | 20,000 | 22,110 | 25,660 | 27,730 | 30,503 |
| India | 181,300 | 182,000 | 189,100 | 196,200 | 197,000 | 198,000 | 198,500 | 131,790 | 134,280 | 138,556 |
| Indonesia | 113,683 | 110,621 | 110,900 | 112,856 | 113,000 | 115,000 | 116,000 | 117,000 | 117,500 | 117,900 |
| Malaysia | 13,608 | 15,000 | 15,000 | 14,791 | 15,000 | 16,000 | 16,300 | 16,700 | 17,000 | 17,437 |
| Sri Lanka | 30,528 | 30,931 | 31,296 | 31,667 | 31,997 | 31,296 | 31,670 | 34,997 | 36,221 | 40,241 |
| Vietnam | 50,000 | 51,000 | 52,500 | 54,500 | 61,500 | 85,500 | 97,500 | 105,000 | 110,000 | 100,011 |
| China | 16,749 | 17,498 | 16,568 | 17,125 | 17,425 | 18,188 | 19,000 | 20,000 | 20,000 | 20,000 |
| Madagascar | 4,000 | 4,000 | 4,000 | 4,000 | 4,000 | 4,000 | 4,000 | 4,000 | 4,000 | 4,000 |
| Thailand | 2,142 | 1,991 | 1,210 | 734 | 412 | 412 | 500 | 500 | 500 | 500 |
| Cambodia | 800 | 850 | 900 | 1,500 | 2,300 | 2,700 | 4,600 | 6,100 | 6,700 | 7,471 |
| Ecuador & Others | 2,500 | 2,500 | 2,600 | 2,500 | 2,500 | 2,600 | 2,700 | 2,800 | 2,800 | 2,800 |
| **T O T A L :** | **442,725** | **439,654** | **445,163** | **455,300** | **463,606** | **493,696** | **512,880** | **464,547** | **476,731** | **479,419** |

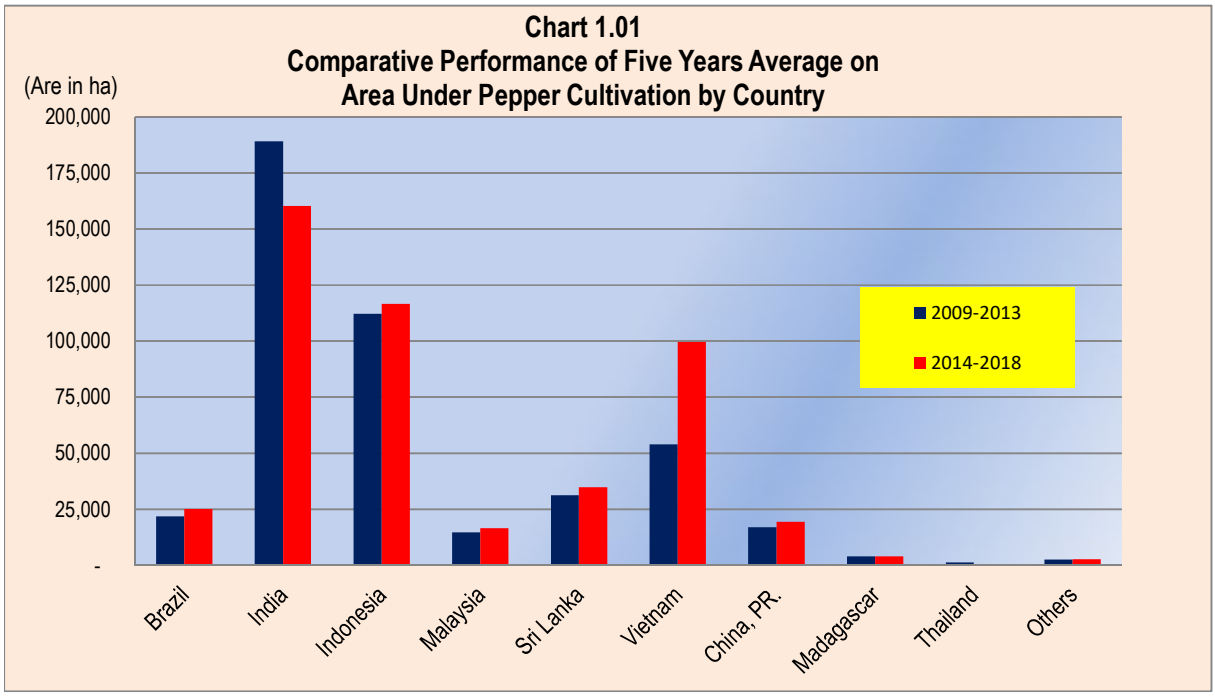

**Table 1.02**

**PRODUCTION OF BLACK PEPPER BY COUNTRY, 2009 - 2018 IN MT**

| COUNTRY | 2009 | 2010 | 2011 | 2012 | 2013 | 2014 | 2015 | 2016 | 2017 | 2018 |
|---|---|---|---|---|---|---|---|---|---|---|
| Brazil | 38,200 | 32,000 | 33,000 | 30,200 | 32,500 | 37,500 | 42,000 | 40,000 | 62,000 | 68,500 |
| India | 49,550 | 49,550 | 46,900 | 41,500 | 63,000 | 36,000 | 69,000 | 47,500 | 55,500 | 62,000 |
| Indonesia | 33,000 | 40,000 | 30,000 | 55,000 | 37,500 | 27,000 | 49,000 | 42,000 | 33,000 | 28,000 |
| Malaysia | 15,400 | 16,450 | 18,000 | 16,100 | 15,000 | 16,500 | 17,000 | 17,200 | 17,500 | 23,954 |
| Sri Lanka | 15,717 | 17,232 | 10,829 | 18,589 | 27,900 | 14,029 | 28,027 | 18,335 | 29,145 | 19,935 |
| Vietnam | 101,750 | 88,000 | 98,000 | 97,000 | 105,000 | 128,760 | 105,000 | 150,000 | 175,000 | 180,000 |
| China, PR. | 1,000 | 2,000 | 300 | - | - | 1,000 | 1,000 | 1,000 | 1,000 | 2,000 |
| Thailand | 6,730 | 6,391 | 4,395 | 4,000 | 6,000 | 6,000 | 5,500 | 5,000 | 5,000 | 5,000 |
| Madagascar | 5,010 | 5,018 | 4,092 | 4,000 | 4,000 | 4,000 | 4,000 | 3,500 | 4,000 | 4,000 |
| Cambodia | 1,000 | 1,300 | 1,500 | 5,400 | 6,000 | 7,500 | 9,800 | 11,800 | 20,000 | 20,551 |
| Ecuador & Others | 2,750 | 3,000 | 3,250 | 3,500 | 3,800 | 2,500 | 2,200 | 3,700 | 5,000 | 6,000 |
| **T O T A L** | **270,107** | **260,941** | **250,266** | **275,289** | **300,700** | **280,789** | **332,527** | **340,035** | **407,145** | **419,940** |

**Table 1.03**

**PRODUCTION OF WHITE PEPPER BY COUNTRY, 2009 - 2018 IN MT**

| COUNTRY | 2009 | 2010 | 2011 | 2012 | 2013 | 2014 | 2015 | 2016 | 2017 | 2018 |
|---|---|---|---|---|---|---|---|---|---|---|
| Brazil | 2,500 | 2,000 | 2,000 | 1,800 | 1,500 | 1,500 | 2,000 | 1,600 | 3,000 | 3,500 |
| India | 450 | 450 | 1,100 | 1,500 | 2,000 | 1,000 | 1,000 | 1,000 | 1,500 | 2,000 |
| Indonesia | 17,000 | 19,000 | 17,000 | 20,000 | 26,000 | 25,000 | 31,000 | 35,000 | 42,000 | 42,000 |
| Malaysia | 6,600 | 7,050 | 7,000 | 6,900 | 4,000 | 4,000 | 5,500 | 5,800 | 6,000 | 7,119 |
| Sri Lanka | 50 | 100 | 5 | 15 | 100 | 110 | 150 | 150 | 400 | 200 |
| Vietnam | 22,000 | 22,000 | 22,000 | 21,000 | 17,000 | 20,000 | 17,000 | 20,000 | 25,000 | 25,000 |
| China, PR. | 28,000 | 30,000 | 32,000 | 28,000 | 28,000 | 27,000 | 28,000 | 28,000 | 25,000 | 33,000 |
| Thailand | - | - | - | - | - | - | - | - | - | - |
| Madagascar | - | - | - | - | - | - | - | - | - | - |
| Other | - | - | - | - | - | - | - | - | - | - |
| **T O T A L** | **76,600** | **80,600** | **81,105** | **79,215** | **78,600** | **78,610** | **84,650** | **91,550** | **102,900** | **112,819** |

**Table 1.04**

**TOTAL PRODUCTION OF PEPPER BY COUNTRY, 2009 - 2018 IN MT**

| COUNTRY | 2009 | 2010 | 2011 | 2012 | 2013 | 2014 | 2015 | 2016 | 2017 | 2018 |
|---|---|---|---|---|---|---|---|---|---|---|
| Brazil | 40,700 | 34,000 | 35,000 | 32,000 | 34,000 | 39,000 | 44,000 | 41,600 | 65,000 | 72,000 |
| India | 50,000 | 50,000 | 48,000 | 43,000 | 65,000 | 37,000 | 70,000 | 48,500 | 57,000 | 64,000 |
| Indonesia | 50,000 | 59,000 | 47,000 | 75,000 | 63,500 | 52,000 | 80,000 | 77,000 | 75,000 | 70,000 |
| Malaysia | 22,000 | 23,500 | 25,000 | 23,000 | 19,000 | 20,500 | 22,500 | 23,000 | 23,500 | 31,073 |
| Sri Lanka | 15,767 | 17,332 | 10,834 | 18,604 | 28,000 | 14,139 | 28,177 | 18,485 | 29,545 | 20,135 |
| Vietnam | 123,750 | 110,000 | 120,000 | 118,000 | 122,000 | 148,760 | 122,000 | 170,000 | 200,000 | 205,000 |
| China, PR. | 29,000 | 32,000 | 32,300 | 28,000 | 28,000 | 28,000 | 29,000 | 29,000 | 26,000 | 35,000 |
| Thailand | 6,730 | 6,391 | 4,395 | 4,000 | 6,000 | 6,000 | 5,500 | 5,000 | 5,000 | 5,000 |
| Madagascar | 5,010 | 5,018 | 4,092 | 4,000 | 4,000 | 4,000 | 4,000 | 3,500 | 4,000 | 4,000 |
| Cambodia | 1,000 | 1,300 | 1,500 | 5,400 | 6,000 | 7,500 | 9,800 | 11,800 | 20,000 | 20,551 |
| Ecuador & Others | 2,750 | 3,000 | 3,250 | 3,500 | 3,800 | 2,500 | 2,200 | 3,700 | 5,000 | 6,000 |
| **T O T A L** | **346,707** | **341,541** | **331,371** | **354,504** | **379,300** | **359,399** | **417,177** | **431,585** | **510,045** | **532,759** |

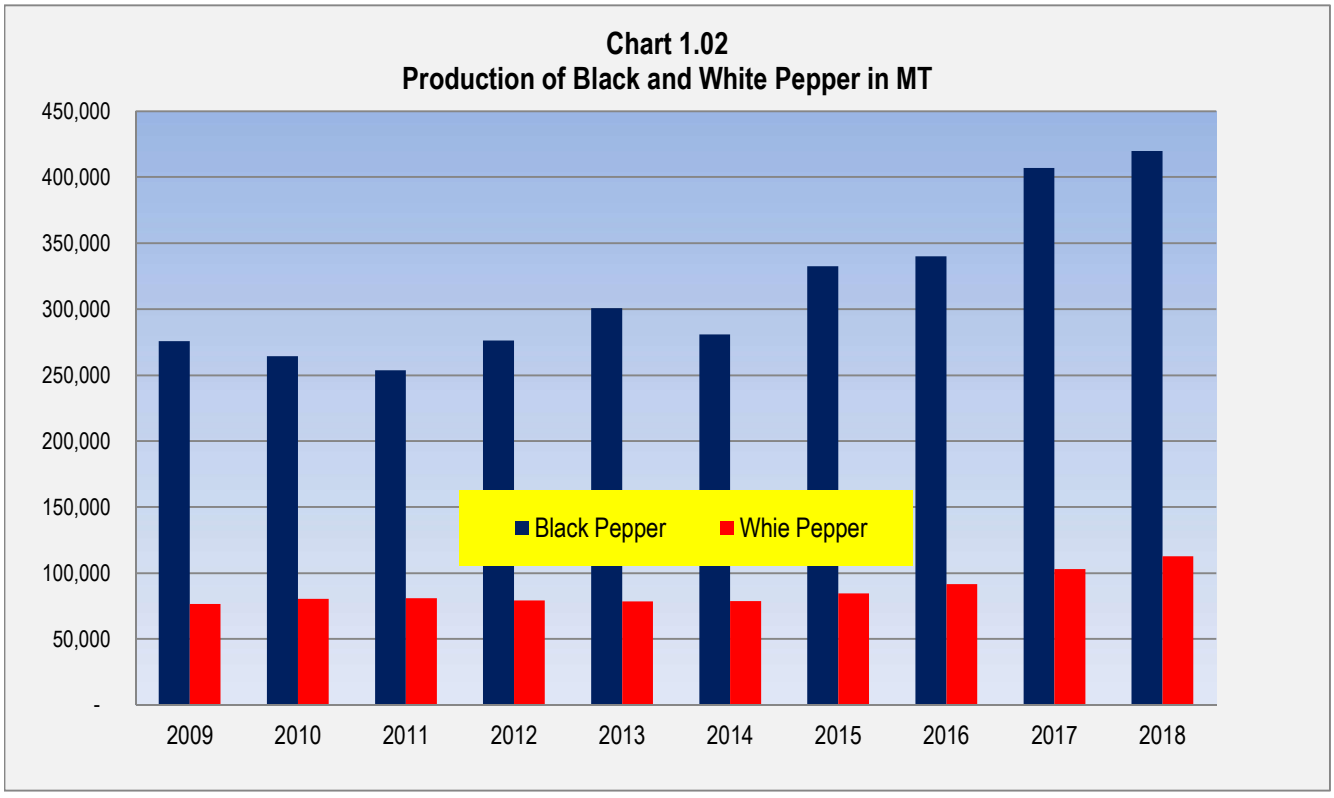

**Table 1.05**

**EXPORT OF BLACK PEPPER FROM PRODUCING COUNTRIES IN MT**

| COUNTRY | 2009 | 2010 | 2011 | 2012 | 2013 | 2014 | 2015 | 2016 | 2017 | 2018 |
|---|---|---|---|---|---|---|---|---|---|---|
| Brazil | 33,270 | 28,761 | 30,570 | 27,239 | 28,605 | 31,934 | 35,546 | 29,600 | 57,250 | 69,677 |
| India | 19,758 | 17,050 | 23,232 | 17,437 | 19,250 | 19,430 | 27,110 | 22,800 | 17,300 | 13,990 |
| Indonesia | 39,178 | 49,097 | 25,368 | 49,500 | 31,347 | 19,495 | 37,869 | 33,100 | 19,483 | 19,183 |
| Malaysia | 10,481 | 11,189 | 11,094 | 8,516 | 9,918 | 12,086 | 11,281 | 9,781 | 10,061 | 10,361 |
| Sri Lanka | 6,568 | 12,225 | 5,052 | 10,459 | 21,278 | 7,929 | 16,550 | 7,743 | 13,210 | 12,988 |
| Vietnam | 111,849 | 96,861 | 102,982 | 97,249 | 115,112 | 140,067 | 116,300 | 156,233 | 187,500 | 209,204 |
| China | - | - | - | - | - | - | - | - | - | - |
| Thailand | 2,489 | 600 | 518 | 238 | 224 | 251 | 291 | 322 | 278 | 418 |
| Madagascar | 1,606 | 1,844 | 1,784 | 1,373 | 1,781 | 2,105 | 1,931 | 2,026 | 1,983 | 3,314 |
| Cambodia | 6,700 | 5,000 | 7,200 | 7,800 | 6,900 | 7,400 | 8,600 | 10,500 | 16,800 | 18,000 |
| Ecuador & Others | 800 | 2,000 | 750 | 700 | 745 | 1,100 | 1,400 | 2,400 | 4,200 | 4,434 |
| **T O T A L** | **232,699** | **224,628** | **208,551** | **220,511** | **235,160** | **241,797** | **256,878** | **274,505** | **328,065** | **361,569** |

*Note : some figures include ground and Green Pepper*

**Table 1.06**

**EXPORT OF WHITE PEPPER FROM PRODUCING COUNTRIES IN MT**

| COUNTRY | 2009 | 2010 | 2011 | 2012 | 2013 | 2014 | 2015 | 2016 | 2017 | 2018 |
|---|---|---|---|---|---|---|---|---|---|---|
| Brazil | 2,500 | 2,000 | 2,125 | 1,890 | 2,000 | 2,235 | 2,488 | 1,500 | 2,250 | 2,903 |
| India | 1,509 | 1,437 | 1,232 | 965 | 887 | 970 | 1,410 | 1,050 | 950 | 2,734 |
| Indonesia | 11,465 | 13,502 | 11,119 | 13,107 | 16,561 | 15,237 | 20,206 | 20,000 | 23,204 | 28,430 |
| Malaysia | 2,642 | 2,887 | 3,106 | 2,071 | 2,187 | 1,343 | 2,343 | 2,335 | 2,123 | 1,418 |
| Sri Lanka | 8 | - | 5 | 29 | 50 | 102 | 110 | 132 | 103 | 130 |
| Vietnam | 22,556 | 20,011 | 20,879 | 19,593 | 17,652 | 16,329 | 17,350 | 23,000 | 27,500 | 26,685 |
| China | 2,083 | 4,569 | 4,447 | 2,563 | 1,606 | 1,042 | 1,707 | 1,425 | 1,300 | 2,522 |
| Thailand | - | - | - | - | - | - | - | - | - | - |
| Madagascar | - | - | - | - | - | - | - | - | - | - |
| Others | - | - | - | - | - | - | - | - | - | - |
| **T O T A L** | **42,763** | **44,406** | **42,913** | **40,219** | **40,943** | **37,258** | **45,614** | **49,442** | **57,430** | **64,822** |

*Note : some figures include ground pepper*

**Table 1.07**

**TOTAL EXPORT OF PEPPER FROM PRODUCING COUNTRIES IN MT**

| COUNTRY | 2009 | 2010 | 2011 | 2012 | 2013 | 2014 | 2015 | 2016 | 2017 | 2018 |
|---|---|---|---|---|---|---|---|---|---|---|
| Brazil | 35,770 | 30,761 | 32,695 | 29,129 | 30,605 | 34,169 | 38,034 | 31,100 | 59,500 | 72,580 |
| India | 21,267 | 18,487 | 24,464 | 18,402 | 20,137 | 20,400 | 28,520 | 23,850 | 18,250 | 16,724 |
| Indonesia | 50,642 | 62,599 | 36,487 | 62,608 | 47,908 | 34,732 | 58,075 | 53,100 | 42,687 | 47,613 |
| Malaysia | 13,124 | 14,077 | 14,201 | 10,588 | 12,105 | 13,429 | 13,624 | 12,116 | 12,184 | 11,779 |
| Sri Lanka | 6,576 | 12,225 | 5,057 | 10,488 | 21,328 | 8,031 | 16,660 | 7,875 | 13,313 | 13,118 |
| Vietnam | 134,405 | 116,872 | 123,861 | 116,842 | 132,764 | 156,396 | 133,650 | 179,233 | 215,000 | 235,889 |
| China, PR. | 2,083 | 4,569 | 4,447 | 2,563 | 1,606 | 1,042 | 1,707 | 1,425 | 1,300 | 2,522 |
| Thailand | 2,489 | 600 | 518 | 238 | 224 | 251 | 291 | 322 | 278 | 418 |
| Madagascar | 1,606 | 1,844 | 1,784 | 1,373 | 1,781 | 2,105 | 1,931 | 2,026 | 1,983 | 3,314 |
| Cambodia | 6,700 | 5,000 | 7,200 | 7,800 | 6,900 | 7,400 | 8,600 | 10,500 | 16,800 | 18,000 |
| Ecuador & Others | 800 | 2,000 | 750 | 700 | 745 | 1,100 | 1,400 | 2,400 | 4,200 | 4,434 |
| **T O T A L** | **275,462** | **269,033** | **251,464** | **260,730** | **276,103** | **279,055** | **302,492** | **323,947** | **385,495** | **426,391** |

*Note : some figures include ground and Green Pepper*

**Chart 1.03**
**Export of Black and White Pepper from Producing Countries in MT**

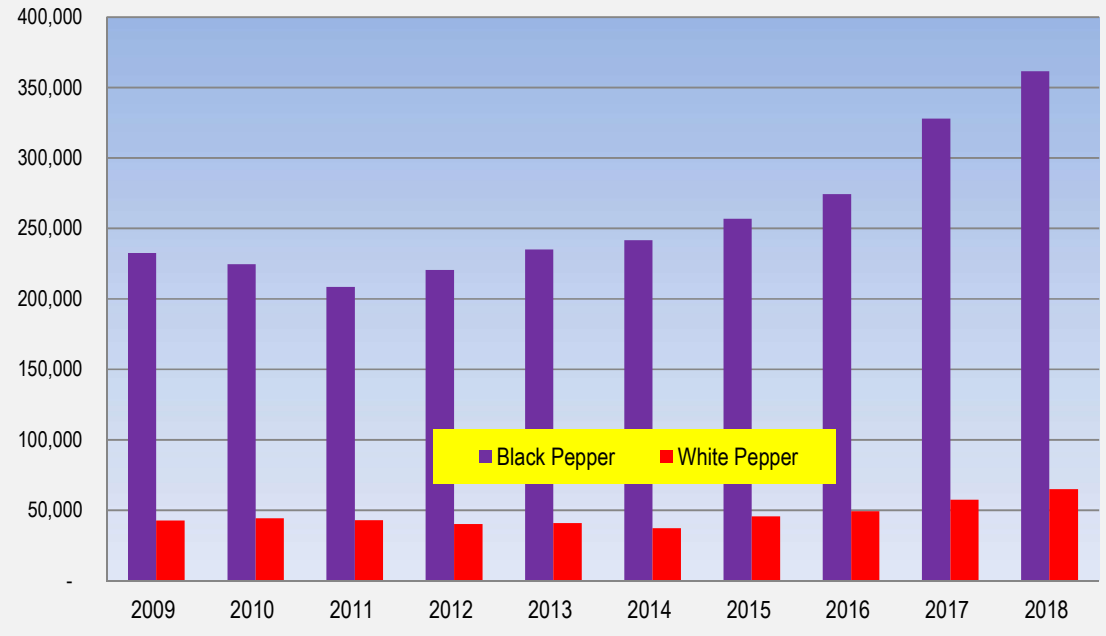

**Table 1.08**

**EXPORT EARNINGS FROM PEPPER BY PRODUCING COUNTRIES IN USD'000**

| COUNTRY | 2009 | 2010 | 2011 | 2012 | 2013 | 2014 | 2015 | 2016 | 2017 | 2018 |
|---|---|---|---|---|---|---|---|---|---|---|
| Brazil | 91,697 | 108,202 | 197,976 | 192,154 | 200,474 | 295,029 | 347,685 | 246,953 | 274,437 | 195,077 |
| India | 68,684 | 75,406 | 156,220 | 136,600 | 145,680 | 175,980 | 274,077 | 188,249 | 134,810 | 89,957 |
| Indonesia | 140,313 | 245,924 | 214,681 | 423,477 | 346,973 | 323,802 | 548,190 | 433,132 | 241,917 | 152,462 |
| Malaysia | 44,357 | 61,894 | 93,225 | 79,268 | 86,773 | 124,829 | 133,042 | 119,027 | 72,393 | 50,133 |
| Sri Lanka | 20,591 | 42,725 | 30,654 | 69,778 | 127,622 | 69,136 | 143,618 | 72,293 | 83,758 | 73,892 |
| Vietnam | 348,340 | 421,457 | 732,452 | 793,651 | 889,817 | 1,210,172 | 1,276,749 | 1,437,419 | 1,119,729 | 774,715 |
| China, P.R. | 9,066 | 23,722 | 35,100 | 23,491 | 15,180 | 10,466 | 17,242 | 15,836 | 14,890 | 19,942 |
| Thailand | 2,960 | 3,914 | 1,944 | 2,284 | 2,050 | 2,232 | 1,490 | 1,631 | 1,672 | 3,953 |
| Madagascar | 3,833 | 5,020 | 7,739 | 5,817 | 5,558 | 11,230 | 11,717 | 9,904 | 6,924 | 9,244 |
| Cambodia e) | 18,000 | 16,000 | 44,000 | 46,000 | 47,000 | 61,000 | 81,000 | 86,000 | 86,000 | 77,400 |
| Ecuador & Others | 2,382 | 10,991 | 3,400 | 5,000 | 3,000 | 5,300 | 10,500 | 17,200 | 14,800 | 11,687 |
| **T O T A L** | **750,223** | **1,015,255** | **1,517,392** | **1,777,520** | **1,870,127** | **2,289,176** | **2,845,310** | **2,858,088** | **2,051,330** | **1,458,462** |

*Note: Excluding earning from export of pepper oil and oleoresin*

**Chart 1.04**
**Export of Whole and Ground Pepper from Producing Countries in MT**

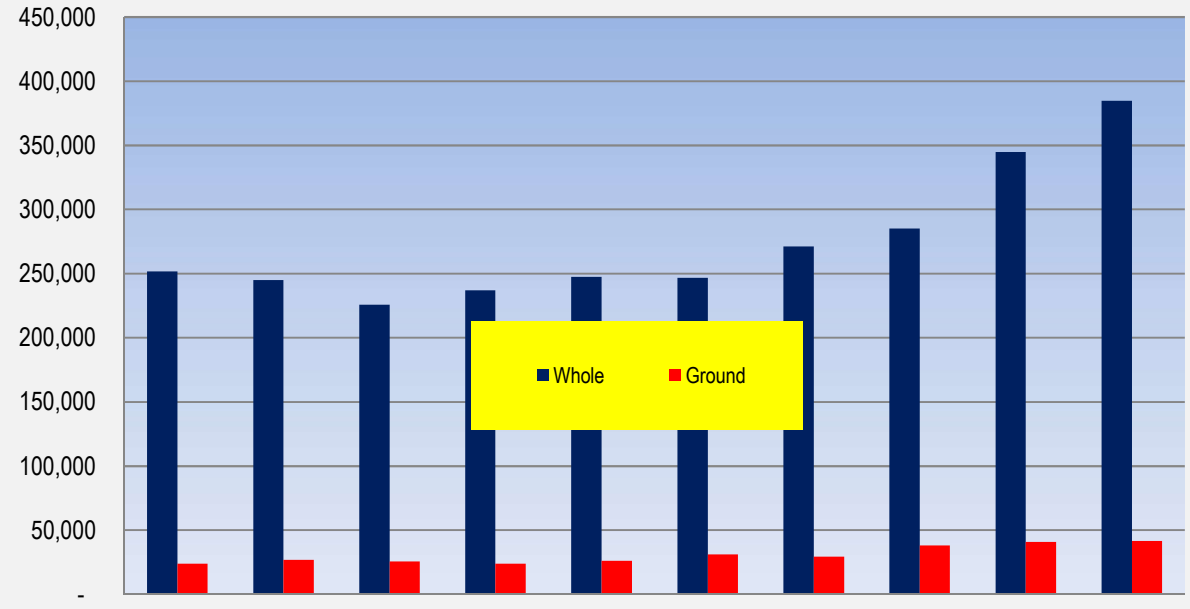

**Table 1.09**

**EXPORT OF WHOLE PEPPER FROM PRODUCING COUNTRIES IN MT**

| COUNTRY | 2009 | 2010 | 2011 | 2012 | 2013 | 2014 | 2015 | 2016 | 2017 | 2018 |
|---|---|---|---|---|---|---|---|---|---|---|
| Brazil | 35,654 | 30,717 | 32,646 | 29,087 | 30,575 | 34,172 | 37,899 | 30,882 | 59,245 | 72,458 |
| India | 13,580 | 13,044 | 19,282 | 12,649 | 14,342 | 13,750 | 20,120 | 11,816 | 8,130 | 8,705 |
| Indonesia | 50,279 | 62,213 | 35,568 | 61,649 | 46,807 | 33,348 | 56,345 | 51,759 | 41,647 | 46,502 |
| Malaysia | 11,734 | 12,759 | 12,712 | 9,332 | 11,060 | 12,372 | 12,724 | 10,948 | 10,484 | 10,127 |
| Sri Lanka | 5,725 | 10,951 | 4,531 | 10,331 | 18,836 | 6,894 | 15,292 | 6,454 | 12,446 | 12,046 |
| Vietnam | 123,664 | 102,394 | 108,797 | 102,740 | 115,889 | 135,265 | 115,839 | 157,565 | 189,376 | 207,934 |
| China | 1,730 | 3,734 | 2,540 | 1,315 | 809 | 480 | 1,002 | 605 | 563 | 1,606 |
| Thailand | 108 | 189 | 269 | 42 | 77 | 69 | 168 | 212 | 108 | 71 |
| Madagascar | 1,563 | 1,846 | 1,346 | 1,361 | 1,399 | 2,034 | 1,929 | 1,987 | 1,889 | 2,986 |
| Cambodia | 6,700 | 5,000 | 7,200 | 7,800 | 6,900 | 7,400 | 8,600 | 10,500 | 16,800 | 18,000 |
| Ecuador & Others | 796 | 1,997 | 748 | 695 | 726 | 1,071 | 1,394 | 2,393 | 4,191 | 4,415 |
| **T O T A L** | **251,533** | **244,844** | **225,639** | **237,001** | **247,420** | **246,855** | **271,312** | **285,121** | **344,879** | **384,850** |

*Source: ITC and estimate by IPC. Cambodia is excluded*

**Table 1.10**

**EXPORT OF GROUND PEPPER FROM PRODUCING COUNTRIES in MT**

| COUNTRY | 2009 | 2010 | 2011 | 2012 | 2013 | 2014 | 2015 | 2016 | 2017 | 2018 |
|---|---|---|---|---|---|---|---|---|---|---|
| Brazil | 116 | 44 | 49 | 42 | 30 | 97 | 135 | 203 | 256 | 122 |
| India | 7,687 | 5,443 | 5,182 | 5,753 | 5,795 | 6,650 | 8,399 | 12,047 | 10,138 | 8,019 |
| Indonesia | 364 | 388 | 919 | 958 | 1,101 | 1,385 | 1,730 | 1,341 | 1,041 | 1,111 |
| Malaysia | 1,419 | 1,348 | 1,526 | 1,280 | 1,038 | 1,262 | 1,187 | 1,601 | 1,700 | 1,652 |
| Sri Lanka | 851 | 1,274 | 526 | 157 | 263 | 1,035 | 1,365 | 1,421 | 867 | 1,072 |
| Vietnam | 10,741 | 14,478 | 15,064 | 14,102 | 16,875 | 19,772 | 15,705 | 20,569 | 25,824 | 27,955 |
| China | 353 | 835 | 1,907 | 1,248 | 797 | 561 | 705 | 815 | 749 | 916 |
| Thailand | 2,381 | 2,991 | 249 | 196 | 133 | 179 | 123 | 110 | 170 | 347 |
| Madagascar | 43 | 18 | 29 | 47 | 51 | 115 | 3 | 40 | 94 | 328 |
| Cambodia | - | - | - | - | - | - | - | - | - | |
| Ecuador & others | 4 | 3 | 2 | 5 | 19 | 29 | 6 | 7 | 9 | 19 |
| **T O T A L** | **23,959** | **26,822** | **25,453** | **23,788** | **26,102** | **31,085** | **29,358** | **38,154** | **40,848** | **41,541** |

*Source: ITC and estimate by IPC. Cambodia is exluded*

**Table 1.11**

**IMPORT OF WHOLE PEPPER FROM PRODUCING COUNTRIES IN MT**

| COUNTRY | 2009 | 2010 | 2011 | 2012 | 2013 | 2014 | 2015 | 2016 | 2017 | 2018 |
|---|---|---|---|---|---|---|---|---|---|---|
| Brazil | 96 | 14 | 9 | 10 | 33 | 81 | 44 | 176 | 41 | 70 |
| India | 16,683 | 14,009 | 13,319 | 15,892 | 15,885 | 22,997 | 21,433 | 23,454 | 30,328 | 25,926 |
| Indonesia | 3,290 | 3,276 | 4,078 | 4,173 | 385 | 5,952 | 1,326 | 2,722 | 712 | 776 |
| Malaysia | 4,508 | 4,650 | 2,562 | 2,491 | 2,441 | 3,128 | 2,213 | 2,327 | 1,988 | 2,030 |
| Sri Lanka | 4 | 11 | 23 | 2 | 14 | 294 | 51 | 459 | 1,093 | 3,173 |
| Vietnam | 5,704 | 23,020 | 14,313 | 16,862 | 14,440 | 9,639 | 22,192 | 14,244 | 15,000 | 35,342 |
| China | 2,418 | 3,053 | 2,898 | 2,626 | 2,385 | 4,396 | 4,014 | 4,021 | 3,212 | 5,270 |
| Thailand | 84 | 1,876 | 1,167 | 997 | 2,048 | 2,268 | 2,136 | 2,513 | 2,696 | 3,109 |
| Madagascar | 63 | 1 | - | - | - | - | 6 | 22 | 4 | - |
| Ecuador | 53 | 102 | 104 | 73 | 128 | 58 | 160 | 144 | 104 | 129 |
| **T O T A L** | **32,903** | **50,012** | **38,473** | **43,126** | **37,759** | **48,813** | **53,575** | **50,082** | **55,178** | **75,825** |

**Table 1.12**

**IMPORT OF GROUND PEPPER FROM PRODUCING COUNTRIES IN MT**

| COUNTRY | 2009 | 2010 | 2011 | 2012 | 2013 | 2014 | 2015 | 2016 | 2017 | 2018 |
|---|---|---|---|---|---|---|---|---|---|---|
| Brazil | 373 | 487 | 549 | 295 | 389 | 388 | 292 | 284 | 323 | 192 |
| India | 272 | 768 | 229 | 116 | 34 | 71 | 27 | 30 | 104 | 86 |
| Indonesia | 37 | 36 | 23 | 81 | 32 | 77 | 33 | 37 | 50 | 70 |
| Malaysia | 1251 | 1,308 | 2,120 | 1,461 | 1,080 | 840 | 832 | 1,151 | 1,432 | 838 |
| Sri Lanka | 58 | 51 | 12 | 2 | - | 73 | 29 | 1 | 305 | 6 |
| Vietnam | 170 | 43 | 38 | 13 | 25 | 34 | 115 | 148 | 150 | 138 |
| China | 249 | 303 | 378 | 543 | 506 | 467 | 473 | 467 | 638 | 603 |
| Thailand | 500 | 257 | 372 | 449 | 491 | 640 | 784 | 868 | 1,125 | 1,655 |
| Madagascar | - | 2 | 1 | 1 | 1 | 1 | 1 | 1 | 3 | 1 |
| Ecuador | 11 | 5 | 4 | 18 | 7 | 2 | 5 | 2 | 4 | 6 |
| **T O T A L** | **2,921** | **3,260** | **3,726** | **2,979** | **2,565** | **2,593** | **2,591** | **2,989** | **4,134** | **3,595** |

**Table 1.13**

**TOTAL IMPORT OF PEPPER BY PRODUCING COUNTRIES IN MT**

| COUNTRY | 2009 | 2010 | 2011 | 2012 | 2013 | 2014 | 2015 | 2016 | 2017 | 2018 |
|---|---|---|---|---|---|---|---|---|---|---|
| Brazil | 469 | 501 | 558 | 305 | 422 | 469 | 336 | 460 | 364 | 262 |
| India | 16,955 | 14,777 | 13,548 | 16,008 | 15,919 | 23,068 | 21,460 | 23,484 | 30,432 | 26,012 |
| Indonesia | 3,327 | 3,312 | 4,101 | 4,254 | 417 | 6,029 | 1,359 | 2,759 | 762 | 846 |
| Malaysia | 5,759 | 5,958 | 4,682 | 3,952 | 3,521 | 3,968 | 3,045 | 3,478 | 3,420 | 2,868 |
| Sri Lanka | 62 | 62 | 35 | 4 | 14 | 367 | 80 | 460 | 1,398 | 3,179 |
| Vietnam | 5,874 | 23,063 | 14,351 | 16,875 | 14,465 | 9,673 | 22,307 | 14,392 | 15,150 | 35,480 |
| China | 2,667 | 3,356 | 3,276 | 3,169 | 2,891 | 4,863 | 4,487 | 4,488 | 3,850 | 5,873 |
| Thailand | 584 | 2,133 | 1,539 | 1,446 | 2,539 | 2,908 | 2,920 | 3,381 | 3,821 | 4,764 |
| Madagascar | 63 | 3 | 1 | 1 | 1 | 1 | 7 | 23 | 7 | 1 |
| Ecuador | 64 | 107 | 108 | 91 | 135 | 60 | 165 | 146 | 108 | 135 |
| **T O T A L** | **35,824** | **53,272** | **42,199** | **46,105** | **40,324** | **51,406** | **56,166** | **53,071** | **59,312** | **79,420** |

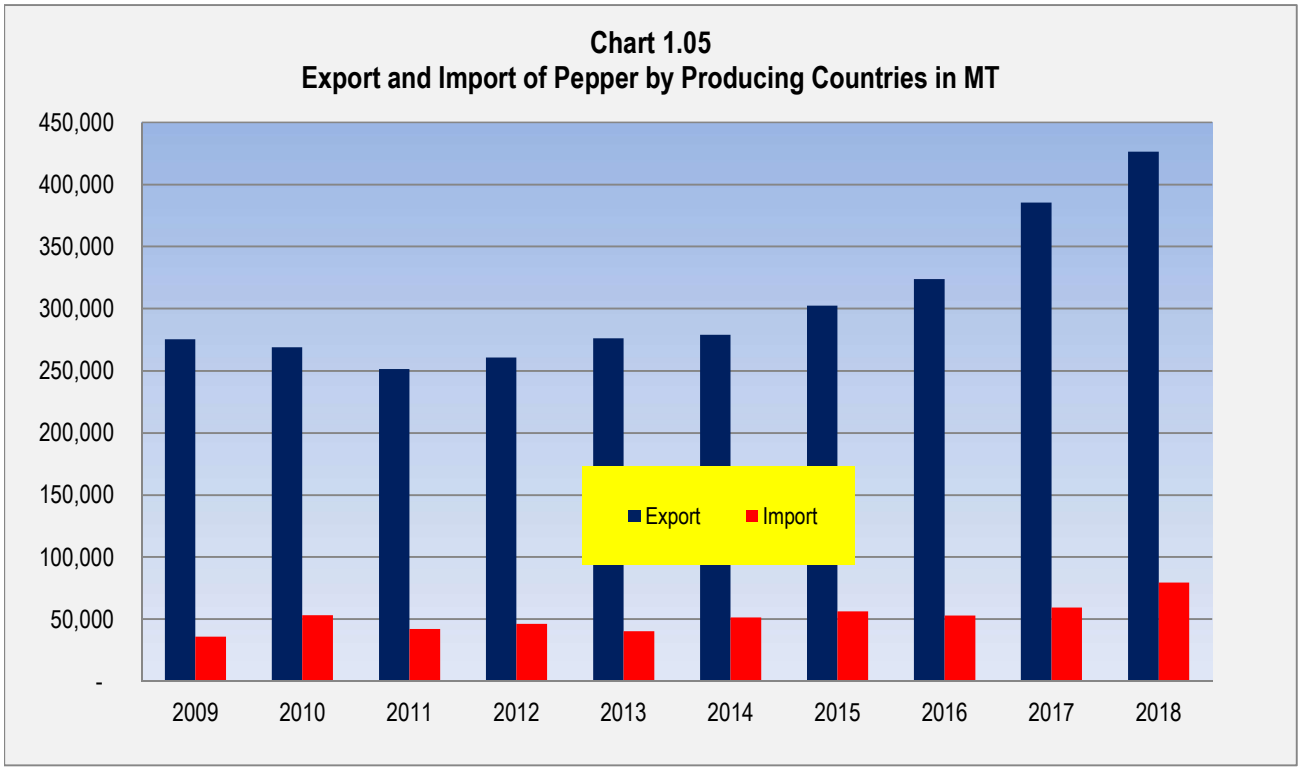

**Table 1.14**

**IMPORT OF PEPPER BY PRODUCING COUNTRIES, QUANTITY AND VALUE**

| Country | 2014 | | 2015 | | 2016 | | 2017 | | 2018 | |
|---|---|---|---|---|---|---|---|---|---|---|
| | MT | $'000 | MT | $'000 | MT | $'000 | MT | $'000 | MT | $'000 |
| **WHOLE PEPPER** | | | | | | | | | | |
| Brazil | 81 | 1,030 | 44 | 779 | 176 | 1,472 | 41 | 821 | 70 | 515 |
| India | 22,997 | 180,120 | 21,433 | 195,259 | 23,454 | 183,172 | 30,328 | 164,898 | 25,926 | 136,105 |
| Indonesia | 5,952 | 48,573 | 1,326 | 12,485 | 2,722 | 22,945 | 712 | 3,801 | 776 | 3,189 |
| Malaysia | 3,128 | 23,314 | 2,213 | 22,369 | 2,327 | 26,082 | 1,988 | 12,464 | 2,030 | 7,972 |
| Sri Lanka | 294 | 2,532 | 51 | 467 | 459 | 4,651 | 1,093 | 6,398 | 3,173 | 11,795 |
| Vietnam | 9,639 | 68,985 | 22,192 | 206,107 | 14,244 | 111,271 | 15,000 | 84,000 | 35,342 | 87,820 |
| China | 4,396 | 41,467 | 4,014 | 41,461 | 4,021 | 39,940 | 3,212 | 20,747 | 5,270 | 23,256 |
| Thailand | 2,268 | 16,943 | 2,136 | 24,273 | 2,513 | 24,103 | 2,696 | 18,050 | 3,109 | 13,793 |
| Madagascar | - | 1 | 6 | 52 | 22 | 57 | 4 | 56 | - | 2 |
| Ecuador | 58 | 213 | 160 | 555 | 144 | 391 | 104 | 304 | 129 | 357 |
| **Sub Total** | **48,813** | **383,178** | **53,575** | **503,807** | **50,082** | **414,084** | **55,178** | **311,539** | **75,825** | **284,804** |
| **GROUND PEPPER** | | | | | | | | | | |
| Brazil | 388 | 1,363 | 292 | 1,674 | 284 | 1,641 | 323 | 1,759 | 192 | 723 |
| India | 71 | 651 | 27 | 115 | 30 | 371 | 104 | 607 | 86 | 731 |
| Indonsia | 77 | 338 | 33 | 333 | 37 | 391 | 50 | 422 | 70 | 520 |
| Malaysia | 840 | 6,325 | 832 | 7,172 | 1,151 | 9,370 | 1,432 | 6,775 | 838 | 4,297 |
| Sri Lanka | 73 | 73 | 29 | 40 | 1 | 15 | 305 | 1,675 | 6 | 28 |
| Vietnam | 34 | 299 | 115 | 1,172 | 148 | 1,391 | 150 | 975 | 138 | 730 |
| China | 467 | 5,538 | 473 | 5,064 | 467 | 4,912 | 638 | 5,041 | 603 | 4,224 |
| Thailand | 640 | 7,032 | 784 | 10,572 | 868 | 11,703 | 1,125 | 12,019 | 1,655 | 12,607 |
| Madagascar | 1 | 8 | 1 | 11 | 1 | 11 | 3 | 17 | 1 | 12 |
| Ecuador | 2 | 12 | 5 | 72 | 2 | 14 | 4 | 32 | 6 | 48 |
| **Sub Total** | **2,593** | **21,639** | **2,591** | **26,225** | **2,989** | **29,819** | **4,134** | **29,322** | **3,595** | **23,920** |
| **PEPPER** | | | | | | | | | | |
| Brazil | 469 | 2,393 | 336 | 2,453 | 460 | 3,113 | 364 | 2,580 | 262 | 1,238 |
| India | 23,068 | 180,771 | 21,460 | 195,374 | 23,484 | 183,543 | 30,432 | 165,505 | 26,012 | 136,836 |
| Indonesia | 6,029 | 48,911 | 1,359 | 12,818 | 2,759 | 23,336 | 762 | 4,223 | 846 | 3,709 |
| Malaysia | 3,968 | 29,639 | 3,045 | 29,541 | 3,478 | 35,452 | 3,420 | 19,239 | 2,868 | 12,269 |
| Sri Lanka | 367 | 2,605 | 80 | 507 | 460 | 4,666 | 1,398 | 8,073 | 3,179 | 11,823 |
| Vietnam | 9,673 | 69,284 | 22,307 | 207,279 | 14,392 | 112,662 | 15,150 | 84,975 | 35,480 | 88,550 |
| China | 4,863 | 47,005 | 4,487 | 46,525 | 4,488 | 44,852 | 3,850 | 25,788 | 5,873 | 27,480 |
| Thailand | 2,908 | 23,975 | 2,920 | 34,845 | 3,381 | 35,806 | 3,821 | 30,069 | 4,764 | 26,400 |
| Madagascar | 1 | 9 | 7 | 63 | 23 | 68 | 7 | 73 | 1 | 14 |
| Ecuador | 60 | 225 | 165 | 627 | 146 | 405 | 108 | 336 | 135 | 405 |
| **Total** | **51,406** | **404,817** | **56,166** | **530,032** | **53,071** | **443,903** | **59,312** | **340,861** | **79,420** | **308,724** |

*Source : ITC and estimate by IPC*

**Table 1.15**
**IMPORT OF WHOLE PEPPER BY CONSUMING COUNTRIES**

| Countries | 2014 | | 2015 | | 2016 | | 2017 | | 2018 | |
|---|---|---|---|---|---|---|---|---|---|---|
| | MT | $'000 | MT | $'000 | MT | $'000 | MT | $'000 | MT | $'000 |
| United States | 53,944 | 459,042 | 58,758 | 595,952 | 53,443 | 485,561 | 60,758 | 383,156 | 57,251 | 221,393 |
| Germany | 23,752 | 208,308 | 26,338 | 266,848 | 25,907 | 241,562 | 28,801 | 185,885 | 27,939 | 108,735 |
| United Arab Emirates | 19,242 | 115,510 | 17,548 | 116,053 | 14,184 | 81,577 | 13,740 | 66,000 | 14,058 | 35,347 |
| United Kingdom | 3,434 | 33,268 | 4,331 | 44,509 | 7,789 | 45,435 | 4,950 | 32,059 | 4,085 | 23,931 |
| France | 6,740 | 60,798 | 7,526 | 76,247 | 8,498 | 83,242 | 8,149 | 59,922 | 8,612 | 39,631 |
| Netherlands | 11,326 | 89,971 | 8,541 | 86,794 | 8,971 | 83,748 | 8,336 | 56,702 | 7,349 | 34,213 |
| Japan | 5,194 | 56,456 | 5,251 | 64,284 | 5,131 | 58,948 | 4,670 | 39,242 | 5,428 | 29,541 |
| Pakistan | 8,044 | 14,977 | 7,114 | 20,893 | 10,145 | 41,579 | 8,915 | 37,361 | 8,225 | 30,151 |
| Russia | 7,158 | 19,386 | 6,178 | 17,108 | 7,023 | 22,492 | 7,610 | 32,501 | 7,353 | 22,431 |
| Saudi Arabia | 3,070 | 10,721 | 3,830 | 18,298 | 4,203 | 14,340 | 4,539 | 13,263 | 3,727 | 9,695 |
| Poland | 4,624 | 36,059 | 4,043 | 38,230 | 4,077 | 35,278 | 5,171 | 35,346 | 6,013 | 26,753 |
| Canada | 3,268 | 28,539 | 3,532 | 35,190 | 3,652 | 34,605 | 4,199 | 31,243 | 3,785 | 21,256 |
| Egypt | 6,871 | 52,528 | 7,140 | 63,277 | 5,353 | 54,219 | 7,004 | 55,568 | 6,807 | 37,503 |
| Philippines | 2,031 | 10,268 | 3,188 | 17,412 | 3,705 | 16,813 | 4,408 | 15,894 | 5,003 | 15,869 |
| Singapore | 24,961 | 216,635 | 19,546 | 198,155 | 5,879 | 56,850 | 4,961 | 30,921 | 5,041 | 19,291 |
| Korea, South | 4,493 | 38,852 | 4,972 | 48,945 | 5,019 | 42,972 | 5,658 | 35,953 | 5,085 | 20,388 |
| Spain | 7,497 | 57,016 | 8,449 | 76,207 | 8,704 | 73,999 | 9,078 | 51,834 | 4,753 | 18,325 |
| Mexico | 2,756 | 22,061 | 2,032 | 18,609 | 2,523 | 19,141 | 4,351 | 19,331 | 4,298 | 12,430 |
| Italy | 3,175 | 28,754 | 3,704 | 38,187 | 3,711 | 32,885 | 3,987 | 26,135 | 3,773 | 18,376 |
| Australia | 1,825 | 15,765 | 1,552 | 15,499 | 1,916 | 19,626 | 1,968 | 13,858 | 2,103 | 12,337 |
| South Africa | 2,164 | 16,855 | 2,725 | 24,937 | 2,567 | 21,698 | 3,523 | 15,803 | 2,352 | 9,247 |
| Turkey | 3,050 | 4,356 | 2,774 | 4,404 | 4,096 | 7,528 | 6,116 | 14,743 | 3,665 | 7,193 |
| Austria | 2,458 | 22,489 | 2,241 | 24,943 | 2,074 | 20,797 | 3,163 | 21,962 | 2,924 | 12,923 |
| Taiwan | 3,458 | 22,792 | 2,882 | 22,874 | 2,879 | 23,465 | 3,201 | 20,660 | 3,227 | 13,777 |
| Belgium | 1,388 | 13,047 | 1,288 | 13,152 | 1,410 | 14,404 | 1,369 | 13,164 | 942 | 7,169 |
| Sweden | 1,295 | 13,929 | 1,030 | 12,669 | 1,325 | 15,755 | 1,049 | 12,137 | 1,289 | 10,286 |
| Romania | 892 | 5,712 | 756 | 8,165 | 1,054 | 10,303 | 902 | 6,754 | 1,031 | 5,307 |
| Greece | 900 | 7,390 | 1,210 | 9,723 | 1,113 | 8,431 | 1,205 | 6,362 | 1,099 | 3,934 |
| Ireland | 112 | 1,727 | 107 | 1,448 | 118 | 1,611 | 125 | 1,778 | 139 | 1,737 |
| Hong Kong | 574 | 4,705 | 471 | 4,095 | 359 | 3,600 | 427 | 2,722 | 554 | 2,370 |
| Czech | 1,005 | 9,172 | 946 | 10,351 | 916 | 9,297 | 957 | 9,926 | 887 | 6,048 |
| Hungary | 469 | 3,620 | 338 | 3,008 | 353 | 3,525 | 435 | 3,090 | 595 | 3,134 |
| Denmark | 271 | 2,624 | 273 | 2,653 | 310 | 3,378 | 300 | 3,314 | 246 | 2,724 |
| Kazakhstan | 529 | 1,680 | 676 | 2,273 | 574 | 1,567 | 759 | 1,692 | 622 | 1,673 |
| Switzerland | 572 | 6,323 | 470 | 6,159 | 465 | 6,009 | 468 | 5,082 | 458 | 4,139 |
| Bulgaria | 698 | 3,590 | 694 | 4,180 | 579 | 3,934 | 657 | 2,443 | 733 | 2,111 |
| Oman | 363 | 363 | 402 | 402 | 429 | 429 | 508 | 508 | 416 | 1,158 |
| Croatia | 264 | 2,488 | 182 | 1,962 | 179 | 1,728 | 201 | 1,594 | 285 | 1,463 |
| Estonia | 353 | 3,407 | 245 | 2,936 | 303 | 3,186 | 366 | 4,238 | 280 | 2,524 |
| New Zealand | 170 | 170 | 277 | 277 | 260 | 260 | 189 | 189 | 178 | 1,247 |
| Portugal | 171 | 171 | 228 | 228 | 208 | 208 | 244 | 244 | 301 | 1,844 |
| Slovakia | 426 | 426 | 398 | 398 | 295 | 295 | 370 | 370 | 317 | 2,518 |
| Chile | 185 | 1,796 | 157 | 1,595 | 230 | 2,230 | 200 | 1,585 | 313 | 1,505 |
| Norway | 194 | 2,651 | 195 | 2,650 | 172 | 2,645 | 210 | 2,899 | 199 | 2,129 |
| Costa Rica | 56 | 326 | 65 | 362 | 85 | 299 | 49 | 303 | 68 | 386 |
| Bosnia and Herzegovina | 66 | 602 | 50 | 594 | 51 | 606 | 72 | 606 | 90 | 554 |
| Others | 17,158 | 110,682 | 12,885 | 89,912 | 24,963 | 186,940 | 25,182 | 144,658 | 42,345 | 126,618 |
| **Total** | **242,646** | **1,838,007** | **237,538** | **2,113,047** | **237,200** | **1,899,000** | **253,500** | **1,521,000** | **256,243** | **993,314** |

**Table 1.16**
**IMPORT OF GROUND PEPPER BY CONSUMING COUNTRIES**

| Countries | 2014 | | 2015 | | 2016 | | 2017 | | 2018 | |
|---|---|---|---|---|---|---|---|---|---|---|
| | MT | $'000 | MT | $'000 | MT | $'000 | MT | $'000 | MT | $'000 |
| United States | 15,043 | 105,093 | 21,601 | 155,694 | 21,566 | 148,479 | 17,514 | 102,987 | 17,672 | 83,586 |
| Germany | 2,501 | 19,439 | 2,922 | 22,831 | 3,799 | 31,942 | 3,498 | 26,437 | 2,623 | 15,661 |
| United Arab Emirates | 726 | 1,953 | 816 | 3,516 | 786 | 2,822 | 260 | 2,000 | 631 | 2,051 |
| United Kingdom | 8,467 | 69,450 | 8,815 | 80,480 | 7,298 | 68,469 | 8,775 | 64,762 | 8,015 | 44,582 |
| France | 3,164 | 28,357 | 2,700 | 26,847 | 3,010 | 27,494 | 2,662 | 22,251 | 2,759 | 18,197 |
| Netherlands | 4,775 | 35,868 | 5,022 | 47,944 | 3,550 | 34,009 | 4,815 | 36,229 | 3,421 | 16,434 |
| Japan | 3,640 | 41,900 | 3,817 | 51,534 | 3,610 | 47,091 | 3,524 | 34,359 | 4,061 | 25,689 |
| Pakistan | 61 | 186 | 5 | 18 | 16 | 43 | 17 | 42 | 14 | 33 |
| Russia | 838 | 5,034 | 744 | 4,230 | 676 | 3,973 | 595 | 3,976 | 695 | 3,854 |
| Saudi Arabia | 4,248 | 7,775 | 5,060 | 13,860 | 6,436 | 14,792 | 6,058 | 13,825 | 3,961 | 7,669 |
| Poland | 1,476 | 10,745 | 1,776 | 14,253 | 1,959 | 17,634 | 734 | 5,148 | 1,240 | 7,086 |
| Canada | 2,687 | 25,898 | 2,753 | 31,232 | 2,686 | 29,109 | 2,921 | 29,147 | 3,279 | 23,635 |
| Egypt | 432 | 1,165 | 147 | 1,349 | 116 | 1,193 | 119 | 1,152 | 63 | 475 |
| Philippines | 742 | 4,614 | 790 | 3,560 | 688 | 3,445 | 1,036 | 4,215 | 791 | 3,180 |
| Singapore | 2,043 | 8,360 | 631 | 3,638 | 573 | 3,722 | 622 | 3,295 | 740 | 3,223 |
| Korea, South | 293 | 2,951 | 425 | 4,731 | 451 | 4,797 | 494 | 3,588 | 522 | 2,703 |
| Spain | 2,220 | 8,706 | 2,765 | 7,753 | 1,683 | 8,215 | 770 | 5,255 | 523 | 2,943 |
| Mexico | 489 | 5,647 | 640 | 8,202 | 633 | 7,928 | 671 | 8,196 | 704 | 6,952 |
| Italy | 732 | 6,569 | 617 | 6,234 | 822 | 8,288 | 822 | 7,069 | 704 | 4,903 |
| Australia | 2,114 | 15,829 | 1,769 | 17,280 | 1,773 | 16,432 | 2,044 | 13,728 | 1,725 | 8,759 |
| South Africa | 1,764 | 8,362 | 1,338 | 12,371 | 1,213 | 11,088 | 1,472 | 9,773 | 1,378 | 8,187 |
| Turkey | 237 | 864 | 353 | 1,254 | 90 | 303 | 172 | 345 | 13 | 120 |
| Austria | 916 | 8,665 | 937 | 9,573 | 775 | 7,988 | 654 | 6,091 | 641 | 5,276 |
| Taiwan | 105 | 1,268 | 92 | 1,419 | 101 | 1,367 | 114 | 1,323 | 127 | 1,338 |
| Belgium | 1,079 | 10,650 | 1,529 | 10,944 | 1,405 | 10,897 | 1,515 | 10,710 | 1,287 | 9,224 |
| Sweden | 761 | 7,208 | 830 | 9,850 | 630 | 6,585 | 775 | 7,637 | 780 | 5,442 |
| Romania | 633 | 4,729 | 799 | 5,534 | 978 | 6,120 | 1,068 | 5,897 | 1,012 | 5,000 |
| Greece | 157 | 1,399 | 182 | 1,425 | 208 | 1,837 | 266 | 1,997 | 394 | 1,553 |
| Ireland | 599 | 4,711 | 912 | 5,239 | 777 | 5,843 | 924 | 5,885 | 1,195 | 6,254 |
| Hong Kong | 752 | 5,675 | 702 | 5,552 | 782 | 6,212 | 740 | 4,663 | 742 | 3,699 |
| Czech | 258 | 2,366 | 326 | 2,991 | 386 | 3,527 | 519 | 5,563 | 408 | 3,058 |
| Hungary | 662 | 5,013 | 659 | 5,406 | 769 | 5,808 | 675 | 4,883 | 484 | 2,842 |
| Denmark | 782 | 8,519 | 703 | 8,596 | 842 | 10,042 | 823 | 9,054 | 832 | 7,805 |
| Kazakhstan | 287 | 1,427 | 241 | 1,240 | 230 | 1,084 | 245 | 1,345 | 410 | 1,308 |
| Switzerland | 453 | 5,171 | 424 | 5,432 | 394 | 5,209 | 395 | 4,708 | 474 | 4,144 |
| Bulgaria | 160 | 573 | 180 | 946 | 158 | 701 | 200 | 644 | 152 | 507 |
| Oman | 489 | 943 | 382 | 1,166 | 325 | 578 | 283 | 448 | 236 | 592 |
| Croatia | 274 | 1,807 | 381 | 3,184 | 373 | 3,253 | 277 | 2,677 | 358 | 1,917 |
| Estonia | 370 | 3,226 | 306 | 3,492 | 352 | 3,495 | 299 | 3,158 | 299 | 2,347 |
| New Zealand | 372 | 3,138 | 435 | 4,577 | 497 | 4,359 | 407 | 3,854 | 393 | 2,817 |
| Portugal | 221 | 2,577 | 244 | 2,758 | 266 | 3,200 | 227 | 2,809 | 237 | 2,659 |
| Slovakia | 340 | 1,972 | 351 | 2,058 | 316 | 1,741 | 373 | 2,798 | 208 | 1,238 |
| Chile | 80 | 640 | 180 | 732 | 64 | 680 | 123 | 1,187 | 203 | 1,124 |
| Norway | 263 | 3,589 | 285 | 3,785 | 276 | 3,940 | 283 | 4,121 | 273 | 3,081 |
| Costa Rica | 257 | 1,766 | 290 | 2,326 | 393 | 2,946 | 340 | 2,501 | 286 | 1,889 |
| Bosnia and Herzegovina | 112 | 837 | 112 | 756 | 139 | 895 | 136 | 746 | 116 | 540 |
| Others | 5,258 | 25,079 | 6,508 | 30,105 | 7,530 | 41,825 | 8,994 | 61,022 | 7,975 | 32,386 |
| **Total** | **74,332** | **527,713** | **83,496** | **647,897** | **82,400** | **631,400** | **80,250** | **553,500** | **75,056** | **397,962** |

**Table 1.17**
**TOTAL IMPORT OF PEPPER BY CONSUMING COUNTRIES**

| Countries | 2014 | | 2015 | | 2016 | | 2017 | | 2018 | |
|---|---|---|---|---|---|---|---|---|---|---|
| | MT | $'000 | MT | $'000 | MT | $'000 | MT | $'000 | MT | $'000 |
| United States | 68,987 | 564,135 | 80,359 | 751,646 | 75,009 | 634,040 | 78,272 | 486,143 | 74,923 | 304,979 |
| Germany | 26,253 | 227,747 | 29,260 | 289,679 | 29,706 | 273,504 | 32,299 | 212,322 | 30,562 | 124,396 |
| United Arab Emirates | 19,968 | 117,463 | 18,364 | 119,569 | 14,970 | 84,399 | 14,000 | 68,000 | 14,689 | 37,398 |
| United Kingdom | 11,901 | 102,718 | 13,146 | 124,989 | 15,087 | 113,904 | 13,725 | 96,821 | 12,100 | 68,513 |
| France | 9,904 | 89,155 | 10,226 | 103,094 | 11,508 | 110,736 | 10,811 | 82,173 | 11,371 | 57,828 |
| Netherlands | 16,101 | 125,839 | 13,563 | 134,738 | 12,521 | 117,757 | 13,151 | 92,931 | 10,770 | 50,647 |
| Japan | 8,834 | 98,356 | 9,068 | 115,818 | 8,741 | 106,039 | 8,194 | 73,601 | 9,489 | 55,230 |
| Pakistan | 8,105 | 15,163 | 7,119 | 20,911 | 10,161 | 41,622 | 8,932 | 37,403 | 8,239 | 30,184 |
| Russia | 7,996 | 24,420 | 6,922 | 21,338 | 7,699 | 26,465 | 8,205 | 36,477 | 8,048 | 26,285 |
| Saudi Arabia | 7,318 | 18,496 | 8,890 | 32,158 | 10,639 | 29,132 | 10,597 | 27,088 | 7,688 | 17,364 |
| Poland | 6,100 | 46,804 | 5,819 | 52,483 | 6,036 | 52,912 | 5,905 | 40,494 | 7,253 | 33,839 |
| Canada | 5,955 | 54,437 | 6,285 | 66,422 | 6,338 | 63,714 | 7,120 | 60,390 | 7,064 | 44,891 |
| Egypt | 7,303 | 53,693 | 7,287 | 64,626 | 5,469 | 55,412 | 7,123 | 56,720 | 6,870 | 37,978 |
| Philippines | 2,773 | 14,882 | 3,978 | 20,972 | 4,393 | 20,258 | 5,444 | 20,109 | 5,794 | 19,049 |
| Singapore | 27,004 | 224,995 | 20,177 | 201,793 | 6,452 | 60,572 | 5,583 | 34,216 | 5,781 | 22,514 |
| Korea, South | 4,786 | 41,803 | 5,397 | 53,676 | 5,470 | 47,769 | 6,152 | 39,541 | 5,607 | 23,091 |
| Spain | 9,717 | 65,722 | 11,214 | 83,960 | 10,387 | 82,214 | 9,848 | 57,089 | 5,276 | 21,268 |
| Mexico | 3,245 | 27,708 | 2,672 | 26,811 | 3,156 | 27,069 | 5,022 | 27,527 | 5,002 | 19,382 |
| Italy | 3,907 | 35,323 | 4,321 | 44,421 | 4,533 | 41,173 | 4,809 | 33,204 | 4,477 | 23,279 |
| Australia | 3,939 | 31,594 | 3,321 | 32,779 | 3,689 | 36,058 | 4,012 | 27,586 | 3,828 | 21,096 |
| South Africa | 3,928 | 25,217 | 4,063 | 37,308 | 3,780 | 32,786 | 4,995 | 25,576 | 3,730 | 17,434 |
| Turkey | 3,287 | 5,220 | 3,127 | 5,658 | 4,186 | 7,831 | 6,288 | 15,088 | 3,678 | 7,313 |
| Austria | 3,374 | 31,154 | 3,178 | 34,516 | 2,849 | 28,785 | 3,817 | 28,053 | 3,565 | 18,199 |
| Taiwan | 3,563 | 24,060 | 2,974 | 24,293 | 2,980 | 24,832 | 3,315 | 21,983 | 3,354 | 15,115 |
| Belgium | 2,467 | 23,697 | 2,817 | 24,096 | 2,815 | 25,301 | 2,884 | 23,874 | 2,229 | 16,393 |
| Sweden | 2,056 | 21,137 | 1,860 | 22,519 | 1,955 | 22,340 | 1,824 | 19,774 | 2,069 | 15,728 |
| Romania | 1,525 | 10,441 | 1,555 | 13,699 | 2,032 | 16,423 | 1,970 | 12,651 | 2,043 | 10,307 |
| Greece | 1,057 | 8,789 | 1,392 | 11,148 | 1,321 | 10,268 | 1,471 | 8,359 | 1,493 | 5,487 |
| Ireland | 711 | 6,438 | 1,019 | 6,687 | 895 | 7,454 | 1,049 | 7,663 | 1,334 | 7,991 |
| Hong Kong | 1,326 | 10,380 | 1,173 | 9,647 | 1,141 | 9,812 | 1,167 | 7,385 | 1,296 | 6,069 |
| Czech | 1,263 | 11,538 | 1,272 | 13,342 | 1,302 | 12,824 | 1,476 | 15,489 | 1,295 | 9,106 |
| Hungary | 1,131 | 8,633 | 997 | 8,414 | 1,122 | 9,333 | 1,110 | 7,973 | 1,079 | 5,976 |
| Denmark | 1,053 | 11,143 | 976 | 11,249 | 1,152 | 13,420 | 1,123 | 12,368 | 1,078 | 10,529 |
| Kazakhstan | 816 | 3,107 | 917 | 3,513 | 804 | 2,651 | 1,004 | 3,037 | 1,032 | 2,981 |
| Switzerland | 1,025 | 11,494 | 894 | 11,591 | 859 | 11,218 | 863 | 9,790 | 932 | 8,283 |
| Bulgaria | 858 | 4,163 | 874 | 5,126 | 737 | 4,635 | 857 | 3,087 | 885 | 2,618 |
| Oman | 852 | 1,306 | 784 | 1,568 | 754 | 1,007 | 791 | 956 | 652 | 1,750 |
| Croatia | 538 | 4,295 | 563 | 5,146 | 552 | 4,981 | 478 | 4,271 | 643 | 3,380 |
| Estonia | 723 | 6,633 | 551 | 6,428 | 655 | 6,681 | 665 | 7,396 | 579 | 4,871 |
| New Zealand | 542 | 3,308 | 712 | 4,854 | 757 | 4,619 | 596 | 4,043 | 571 | 4,064 |
| Portugal | 392 | 2,748 | 472 | 2,986 | 474 | 3,408 | 471 | 3,053 | 538 | 4,503 |
| Slovakia | 766 | 2,398 | 749 | 2,456 | 611 | 2,036 | 743 | 3,168 | 525 | 3,756 |
| Chile | 265 | 2,436 | 337 | 2,327 | 294 | 2,910 | 323 | 2,772 | 516 | 2,629 |
| Norway | 457 | 6,240 | 480 | 6,435 | 448 | 6,585 | 493 | 7,020 | 472 | 5,210 |
| Costa Rica | 313 | 2,092 | 355 | 2,688 | 478 | 3,245 | 389 | 2,804 | 354 | 2,275 |
| Bosnia and Herzegovina | 178 | 1,439 | 162 | 1,350 | 190 | 1,501 | 208 | 1,352 | 206 | 1,094 |
| Others | 22,416 | 135,761 | 19,393 | 120,017 | 32,493 | 228,765 | 34,176 | 205,680 | 50,320 | 159,004 |
| **Total** | **316,978** | **2,365,720** | **321,034** | **2,760,944** | **319,600** | **2,530,400** | **333,750** | **2,074,500** | **331,299** | **1,391,276** |

**Table 1.18**

**EXPORT/RE-EXPORT OF WHOLE PEPPER BY CONSUMING COUNTRIES**

| Countries | 2014 | | 2015 | | 2016 | | 2017 | | 2018 | |
|---|---|---|---|---|---|---|---|---|---|---|
| | MT | $'000 | MT | $'000 | MT | $'000 | MT | $'000 | MT | $'000 |
| Germany | 6,235 | 58,743 | 6,719 | 66,867 | 7,411 | 73,978 | 8,749 | 65,818 | 8,668 | 45,492 |
| United Arab Emirates | 17,711 | 115,510 | 16,644 | 116,053 | 11,062 | 81,577 | 11,000 | 66,000 | 10,932 | 31,542 |
| United States | 6,368 | 21,225 | 6,033 | 17,962 | 5,812 | 17,347 | 5,517 | 17,202 | 4,640 | 14,498 |
| Mexico | 7,169 | 25,534 | 8,201 | 28,283 | 8,511 | 23,945 | 6,431 | 17,609 | 8,358 | 21,692 |
| Netherlands | 9,217 | 80,795 | 6,254 | 64,313 | 5,483 | 56,693 | 5,876 | 45,251 | 2,996 | 17,204 |
| France | 1,956 | 15,180 | 2,253 | 19,000 | 2,952 | 27,089 | 4,213 | 34,234 | 3,781 | 22,676 |
| Singapore | 23,786 | 198,901 | 18,291 | 179,005 | 5,036 | 46,560 | 3,210 | 22,326 | 4,024 | 14,883 |
| South Africa | 3,176 | 11,554 | 2,413 | 10,362 | 2,625 | 13,725 | 3,142 | 17,179 | 2,561 | 16,110 |
| Spain | 589 | 3,574 | 732 | 4,597 | 789 | 4,691 | 928 | 5,235 | 1,112 | 4,883 |
| Austria | 1,101 | 11,781 | 805 | 10,406 | 758 | 11,316 | 870 | 12,923 | 959 | 12,782 |
| Poland | 1,253 | 13,248 | 1,036 | 11,052 | 721 | 8,205 | 730 | 6,533 | 684 | 5,372 |
| Bulgaria | 173 | 744 | 126 | 368 | 133 | 744 | 80 | 424 | 119 | 340 |
| United Kingdom | 301 | 3,520 | 360 | 4,219 | 323 | 4,186 | 437 | 4,741 | 352 | 3,758 |
| Belgium | 351 | 4,414 | 247 | 3,063 | 271 | 3,165 | 250 | 3,181 | 339 | 3,206 |
| Italy | 278 | 4,400 | 276 | 4,717 | 234 | 4,327 | 298 | 5,235 | 363 | 7,498 |
| Canada | 39 | 431 | 48 | 453 | 91 | 710 | 59 | 523 | 47 | 309 |
| Russia | 191 | 1,658 | 119 | 1,292 | 95 | 1,193 | 140 | 1,463 | 199 | 1,312 |
| Czech | 152 | 1,407 | 179 | 1,718 | 194 | 2,025 | 480 | 5,189 | 299 | 2,664 |
| Sweden | 217 | 4,382 | 161 | 3,515 | 237 | 4,023 | 263 | 4,858 | 260 | 4,035 |
| Hong Kong | 110 | 681 | 132 | 784 | 81 | 511 | 114 | 557 | 215 | 835 |
| Romania | 35 | 327 | 14 | 211 | 79 | 909 | 96 | 969 | 123 | 1,027 |
| Australia | 20 | 404 | 71 | 497 | 63 | 722 | 113 | 1,512 | 145 | 1,124 |
| Estonia | 83 | 1,219 | 43 | 745 | 55 | 844 | 115 | 2,273 | 133 | 1,904 |
| Saudi Arabia | 339 | 531 | 535 | 660 | 94 | 124 | 145 | 277 | 19 | 43 |
| Denmark | 17 | 432 | 11 | 258 | 13 | 361 | 21 | 631 | 25 | 584 |
| Pakistan | 119 | 373 | 91 | 230 | 459 | 1,279 | 101 | 355 | 205 | 586 |
| Costa Rica | 93 | 718 | 62 | 578 | 109 | 1,061 | 273 | 1,838 | 136 | 711 |
| Turkey | 15 | 214 | 14 | 224 | 11 | 200 | 24 | 259 | 29 | 310 |
| Taiwan | 7 | 72 | 6 | 72 | 28 | 207 | 38 | 231 | 2 | 45 |
| Slovakia | 71 | 562 | 56 | 576 | 46 | 554 | 77 | 1,947 | 28 | 305 |
| Switzerland | 35 | 403 | 33 | 362 | 37 | 441 | 18 | 250 | 14 | 257 |
| Korea, South | 18 | 151 | 14 | 134 | 5 | 44 | 51 | 354 | 28 | 186 |
| Philippines | 50 | 486 | 65 | 908 | 95 | 1,558 | 11 | 147 | 20 | 288 |
| Croatia | 20 | 275 | 28 | 404 | 21 | 321 | 44 | 370 | 32 | 472 |
| Portugal | 16 | 279 | 30 | 188 | 9 | 126 | 20 | 277 | 23 | 166 |
| Greece | 18 | 93 | 68 | 551 | 66 | 248 | 12 | 104 | 18 | 102 |
| Japan | - | 140 | 26 | 270 | - | 140 | - | 54 | 1 | 239 |
| Hungary | 5 | 48 | 7 | 78 | 6 | 64 | 8 | 71 | 4 | 52 |
| Oman | - | - | - | - | 40 | 70 | 15 | 46 | - | - |
| Ireland | 5 | 70 | 6 | 74 | 4 | 52 | 4 | 52 | 9 | 63 |
| Egypt | 724 | 1,041 | 38 | 342 | 66 | 646 | 49 | 411 | 4 | 28 |
| Kazakhstan | - | 1 | - | 1 | - | - | 8 | 56 | 21 | 21 |
| Chile | - | 1 | - | 2 | - | 1 | - | 9 | - | 5 |
| New Zealand | 2 | 18 | 1 | 9 | 17 | 189 | 1 | 16 | 2 | 39 |
| Bosnia and Herzegovina | - | 2 | - | - | - | 7 | 1 | 8 | 1 | 16 |
| Norway | 3 | 12 | 1 | 5 | - | 3 | - | 4 | - | 4 |
| Others | 932 | 5,446 | 1,751 | 11,092 | 858 | 4,819 | 968 | 3,998 | 8,457 | 23,385 |
| **Total** | **83,000** | **591,000** | **74,000** | **566,500** | **55,000** | **401,000** | **55,000** | **353,000** | **60,387** | **263,053** |

**Table 1.19**

**EXPORT/RE-EXPORT OF GROUND PEPPER BY CONSUMING COUNTRIES**

| Countries | 2014 | | 2015 | | 2016 | | 2017 | | 2018 | |
|---|---|---|---|---|---|---|---|---|---|---|
| | MT | $'000 | MT | $'000 | MT | $'000 | MT | $'000 | MT | $'000 |
| Germany | 5,503 | 52,179 | 7,427 | 73,100 | 7,658 | 75,113 | 6,602 | 58,467 | 6,557 | 43,689 |
| United Arab Emirates | 1,534 | 2,729 | 1,928 | 4,876 | 1,122 | 3,127 | 1,000 | 7,000 | 1,673 | 4,094 |
| United States | 5,500 | 32,286 | 9,900 | 41,890 | 8,318 | 38,805 | 7,421 | 39,851 | 4,652 | 29,938 |
| Mexico | 6 | 26 | 16 | 57 | 44 | 126 | 47 | 178 | 56 | 198 |
| Netherlands | 3,722 | 31,168 | 4,647 | 45,261 | 3,984 | 41,297 | 4,600 | 39,618 | 3,212 | 22,393 |
| France | 1,904 | 20,795 | 2,520 | 27,245 | 2,527 | 31,814 | 1,571 | 18,910 | 2,124 | 15,940 |
| Singapore | 1,619 | 14,464 | 797 | 7,742 | 449 | 5,470 | 672 | 7,065 | 783 | 7,088 |
| South Africa | 1,131 | 2,566 | 1,915 | 3,205 | 1,835 | 3,608 | 2,282 | 3,566 | 2,066 | 2,699 |
| Spain | 2,276 | 11,969 | 2,434 | 11,957 | 3,311 | 15,559 | 2,683 | 12,890 | 2,142 | 9,703 |
| Austria | 725 | 8,711 | 680 | 8,736 | 656 | 9,097 | 720 | 9,113 | 770 | 8,394 |
| Poland | 1,003 | 9,927 | 878 | 8,568 | 933 | 9,265 | 984 | 9,057 | 956 | 7,765 |
| Bulgaria | 612 | 1,467 | 923 | 1,796 | 951 | 1,926 | 1,012 | 2,223 | 1,046 | 2,234 |
| United Kingdom | 526 | 6,189 | 517 | 5,934 | 752 | 7,008 | 686 | 6,918 | 532 | 5,583 |
| Belgium | 574 | 6,044 | 557 | 5,071 | 397 | 4,123 | 462 | 5,156 | 446 | 4,020 |
| Italy | 390 | 4,868 | 454 | 6,157 | 560 | 6,434 | 856 | 8,905 | 402 | 3,346 |
| Canada | 512 | 3,694 | 924 | 6,023 | 694 | 4,673 | 870 | 5,846 | 628 | 3,216 |
| Russia | 368 | 2,101 | 380 | 2,377 | 437 | 2,337 | 461 | 3,047 | 434 | 2,550 |
| Czech | 172 | 1,516 | 166 | 1,635 | 198 | 1,740 | 242 | 3,440 | 283 | 1,765 |
| Sweden | 246 | 4,159 | 239 | 3,971 | 229 | 3,923 | 243 | 4,608 | 249 | 4,205 |
| Hong Kong | 255 | 1,831 | 258 | 1,603 | 212 | 1,386 | 185 | 1,267 | 277 | 1,564 |
| Romania | 93 | 885 | 99 | 1,034 | 265 | 2,397 | 263 | 2,132 | 276 | 1,785 |
| Australia | 93 | 784 | 135 | 1,410 | 211 | 1,907 | 113 | 1,547 | 181 | 1,579 |
| Estonia | 292 | 3,282 | 195 | 2,819 | 153 | 2,325 | 187 | 3,236 | 177 | 2,726 |
| Saudi Arabia | 632 | 556 | 2,674 | 1,508 | 79 | 200 | 64 | 121 | 280 | 771 |
| Denmark | 75 | 1,027 | 96 | 1,322 | 128 | 1,878 | 145 | 1,932 | 223 | 2,222 |
| Pakistan | 21 | 182 | 20 | 227 | 35 | 281 | 18 | 237 | 13 | 177 |
| Costa Rica | 35 | 291 | 40 | 326 | 54 | 434 | 82 | 618 | 62 | 421 |
| Turkey | 135 | 1,465 | 163 | 1,647 | 141 | 1,374 | 163 | 1,300 | 168 | 1,198 |
| Taiwan | 90 | 1,069 | 104 | 1,422 | 153 | 1,452 | 178 | 1,650 | 142 | 1,422 |
| Slovakia | 204 | 1,521 | 194 | 3,969 | 95 | 883 | 132 | 1,890 | 111 | 820 |
| Switzerland | 93 | 2,470 | 69 | 1,577 | 100 | 2,421 | 99 | 2,329 | 100 | 2,389 |
| Korea, South | 23 | 225 | 31 | 271 | 33 | 246 | 35 | 297 | 67 | 521 |
| Philippines | 76 | 942 | 4 | 62 | - | - | 94 | 1,443 | 72 | 956 |
| Croatia | 33 | 326 | 51 | 493 | 55 | 582 | 66 | 720 | 42 | 558 |
| Portugal | 45 | 695 | 40 | 478 | 27 | 408 | 38 | 481 | 42 | 578 |
| Greece | 7 | 77 | 20 | 167 | 22 | 125 | 14 | 122 | 37 | 172 |
| Japan | 41 | 421 | 54 | 547 | 35 | 543 | 38 | 537 | 35 | 571 |
| Hungary | 19 | 139 | 25 | 186 | 20 | 167 | 27 | 189 | 30 | 190 |
| Oman | 3 | 5 | 3 | 19 | - | 2 | 20 | 42 | 34 | 2 |
| Ireland | 12 | 144 | 22 | 170 | 19 | 177 | 17 | 194 | 22 | 234 |
| Egypt | 442 | 310 | 12 | 116 | 24 | 262 | 26 | 283 | 21 | 189 |
| Kazakhstan | 30 | 48 | 1 | 3 | 1 | 5 | 1 | 6 | 3 | 21 |
| Chile | - | 2 | - | 1 | 1 | 18 | 3 | 59 | 17 | 253 |
| New Zealand | 151 | 15 | 114 | 19 | 156 | 27 | 171 | 15 | 14 | 147 |
| Bosnia and Herzegovina | 1 | 9 | - | 3 | 1 | 15 | 2 | 24 | 4 | 47 |
| Norway | 3 | 23 | 2 | 11 | 1 | 8 | 1 | 9 | - | 4 |
| Others | 373 | 2,398 | 772 | 4,989 | 1,124 | 8,032 | 404 | 2,462 | 3,044 | 9,170 |
| **Total** | **31,600** | **238,000** | **42,500** | **292,000** | **38,200** | **293,000** | **36,000** | **271,000** | **34,505** | **209,507** |

**Table 1.20**

**TOTAL EXPORT / RE-EXPORT OF PEPPER BY CONSUMING COUNTRIES**

| Countries | 2014 | | 2015 | | 2016 | | 2017 | | 2018 | |
|---|---|---|---|---|---|---|---|---|---|---|
| | MT | $'000 | MT | $'000 | MT | $'000 | MT | $'000 | MT | $'000 |
| Germany | 11,738 | 110,922 | 14,146 | 139,967 | 15,069 | 149,091 | 15,351 | 124,285 | 15,225 | 89,181 |
| United Arab Emirates | 19,245 | 118,239 | 18,572 | 120,929 | 12,184 | 84,704 | 12,000 | 73,000 | 12,605 | 35,636 |
| United States | 11,868 | 53,511 | 15,933 | 59,852 | 14,130 | 56,152 | 12,938 | 57,053 | 9,292 | 44,436 |
| Mexico | 7,175 | 25,560 | 8,217 | 28,340 | 8,555 | 24,071 | 6,478 | 17,787 | 8,414 | 21,890 |
| Netherlands | 12,939 | 111,963 | 10,901 | 109,574 | 9,467 | 97,990 | 10,476 | 84,869 | 6,208 | 39,597 |
| France | 3,860 | 35,975 | 4,773 | 46,245 | 5,479 | 58,903 | 5,784 | 53,144 | 5,905 | 38,616 |
| Singapore | 25,405 | 213,365 | 19,088 | 186,747 | 5,485 | 52,030 | 3,882 | 29,391 | 4,807 | 21,971 |
| South Africa | 4,307 | 14,120 | 4,328 | 13,567 | 4,460 | 17,333 | 5,424 | 20,745 | 4,627 | 18,809 |
| Spain | 2,865 | 15,543 | 3,166 | 16,554 | 4,100 | 20,250 | 3,611 | 18,125 | 3,254 | 14,586 |
| Austria | 1,826 | 20,492 | 1,485 | 19,142 | 1,414 | 20,413 | 1,590 | 22,036 | 1,729 | 21,176 |
| Poland | 2,256 | 23,175 | 1,914 | 19,620 | 1,654 | 17,470 | 1,714 | 15,590 | 1,640 | 13,137 |
| Bulgaria | 785 | 2,211 | 1,049 | 2,164 | 1,084 | 2,670 | 1,092 | 2,647 | 1,165 | 2,574 |
| United Kingdom | 827 | 9,709 | 877 | 10,153 | 1,075 | 11,194 | 1,123 | 11,659 | 884 | 9,341 |
| Belgium | 925 | 10,458 | 804 | 8,134 | 668 | 7,288 | 712 | 8,337 | 785 | 7,226 |
| Italy | 668 | 9,268 | 730 | 10,874 | 794 | 10,761 | 1,154 | 14,140 | 765 | 10,844 |
| Canada | 551 | 4,125 | 972 | 6,476 | 785 | 5,383 | 929 | 6,369 | 675 | 3,525 |
| Russia | 559 | 3,759 | 499 | 3,669 | 532 | 3,530 | 601 | 4,510 | 633 | 3,862 |
| Czech | 324 | 2,923 | 345 | 3,353 | 392 | 3,765 | 722 | 8,629 | 582 | 4,429 |
| Sweden | 463 | 8,541 | 400 | 7,486 | 466 | 7,946 | 506 | 9,466 | 509 | 8,240 |
| Hong Kong | 365 | 2,512 | 390 | 2,387 | 293 | 1,897 | 299 | 1,824 | 492 | 2,399 |
| Romania | 128 | 1,212 | 113 | 1,245 | 344 | 3,306 | 359 | 3,101 | 399 | 2,812 |
| Australia | 113 | 1,188 | 206 | 1,907 | 274 | 2,629 | 226 | 3,059 | 326 | 2,703 |
| Estonia | 375 | 4,501 | 238 | 3,564 | 208 | 3,169 | 302 | 5,509 | 310 | 4,630 |
| Saudi Arabia | 971 | 1,087 | 3,209 | 2,168 | 173 | 324 | 209 | 398 | 299 | 814 |
| Denmark | 92 | 1,459 | 107 | 1,580 | 141 | 2,239 | 166 | 2,563 | 248 | 2,806 |
| Pakistan | 140 | 555 | 111 | 457 | 494 | 1,560 | 119 | 592 | 218 | 763 |
| Costa Rica | 128 | 1,009 | 102 | 904 | 163 | 1,495 | 355 | 2,456 | 198 | 1,132 |
| Turkey | 150 | 1,679 | 177 | 1,871 | 152 | 1,574 | 187 | 1,559 | 197 | 1,508 |
| Taiwan | 97 | 1,141 | 110 | 1,494 | 181 | 1,659 | 216 | 1,881 | 144 | 1,467 |
| Slovakia | 275 | 2,083 | 250 | 4,545 | 141 | 1,437 | 209 | 3,837 | 139 | 1,125 |
| Switzerland | 128 | 2,873 | 102 | 1,939 | 137 | 2,862 | 117 | 2,579 | 114 | 2,646 |
| Korea, South | 41 | 376 | 45 | 405 | 38 | 290 | 86 | 651 | 95 | 707 |
| Philippines | 126 | 1,428 | 69 | 970 | 95 | 1,558 | 105 | 1,590 | 92 | 1,244 |
| Croatia | 53 | 601 | 79 | 897 | 76 | 903 | 110 | 1,090 | 74 | 1,030 |
| Portugal | 61 | 974 | 70 | 666 | 36 | 534 | 58 | 758 | 65 | 744 |
| Greece | 25 | 170 | 88 | 718 | 88 | 373 | 26 | 226 | 55 | 274 |
| Japan | 41 | 561 | 80 | 817 | 35 | 683 | 38 | 591 | 36 | 810 |
| Hungary | 24 | 187 | 32 | 264 | 26 | 231 | 35 | 260 | 34 | 242 |
| Oman | 3 | 5 | 3 | 19 | 40 | 72 | 35 | 88 | 34 | 2 |
| Ireland | 17 | 214 | 28 | 244 | 23 | 229 | 21 | 246 | 31 | 297 |
| Egypt | 1,166 | 1,351 | 50 | 458 | 90 | 908 | 75 | 694 | 25 | 217 |
| Kazakhstan | 30 | 49 | 1 | 4 | 1 | 5 | 9 | 62 | 24 | 42 |
| Chile | - | 3 | - | 3 | 1 | 19 | 3 | 68 | 17 | 258 |
| New Zealand | 153 | 33 | 115 | 28 | 173 | 216 | 172 | 31 | 16 | 186 |
| Bosnia and Herzegovina | 1 | 11 | - | 3 | 1 | 22 | 3 | 32 | 5 | 63 |
| Norway | 6 | 35 | 3 | 16 | 1 | 11 | 1 | 13 | - | 8 |
| Others | 1,305 | 7,844 | 2,523 | 16,081 | 1,982 | 12,851 | 1,372 | 6,460 | 11,501 | 32,555 |
| **Total** | **114,600** | **829,000** | **116,500** | **858,500** | **93,200** | **694,000** | **91,000** | **624,000** | **94,892** | **472,560** |

# Part II

# PRODUCING COUNTRY STATISTICS

- Brazil
- India
- Indonesia
- Malaysia
- Sri Lanka
- Viet Nam

# BRAZIL

# BRAZIL




In Brazil, pepper is mostly cultivated in the Para state, Espirito Santo, Bahia and Maranhao.

During 2018, production of pepper in Brazil was 72,000 mt comprising of 68,500 Mt of black pepper and 3,500 Mt of white pepper, recording the highest number in the past 10 years.

In the year 2018, Brazil exported 72,580 Mt of pepper valued at USD 195 million, which is 84% higher in quantity as compared to the average export of 39,440 Mt recorded during the last ten years. 2018 also become the highest export quantity of pepper by Brazil in the past ten years. Most of the Brazilian pepper was exported to the Germany and United States, accounting for 20% and 15% respectively in 2018. Other main important markets were Viet Nam, Morocco and Mexico.

Brazil harvesting season takes place during the months of September to November.

| Brazil | 2018 | 2014 | Average (2014 – 2018) |
|---|---|---|---|
| Area under pepper (HA) | 30,503 | 20,000 | 25,201 |
| Pepper Production (MT) | 72,000 | 39,000 | 52,230 |
| Pepper Export (MT) | 72,580 | 34,242 | 47,089 |
| Export Earnings from pepper (USD'000) | 195,077 | 295,029 | 271,835 |
| Import of pepper (MT) | 262 | 469 | 378 |
| Domestic Consumption (MT) | 7,000 | 6,000 | 6,500 |
| Exchange Rate (BRL/USD) | 3.65 | 2.35 | 3.20 |

**Table 2.01**

**BRAZIL : AREA, PRODUCTION AND CONSUMPTION OF PEPPER**

**2009 - 2018**

| Year | Area (in hectare) | Production (in MT) | | | Consumption (in MT) |
|---|---|---|---|---|---|
| | | Black | White | Total | |
| 2009 | 27,415 | 38,200 | 2,500 | 40,700 | 5,000 |
| 2010 | 23,263 | 32,000 | 2,000 | 34,000 | 5,000 |
| 2011 | 21,089 | 33,000 | 2,000 | 35,000 | 6,000 |
| 2012 | 19,427 | 30,200 | 1,800 | 32,000 | 6,000 |
| 2013 | 18,472 | 32,500 | 1,500 | 34,000 | 6,000 |
| 2014 | 20,000 | 37,500 | 1,500 | 39,000 | 6,000 |
| 2015 | 22,110 | 42,000 | 2,000 | 44,000 | 6,000 |
| 2016 | 25,660 | 40,000 | 1,600 | 41,600 | 6,500 |
| 2017 | 27,730 | 62,000 | 3,000 | 65,000 | 7,000 |
| 2018 | 30,503 | 68,500 | 3,500 | 72,000 | 7,000 |

**Chart 2.01**
**Production and Export of Pepper by Brazil in Metric Tons**

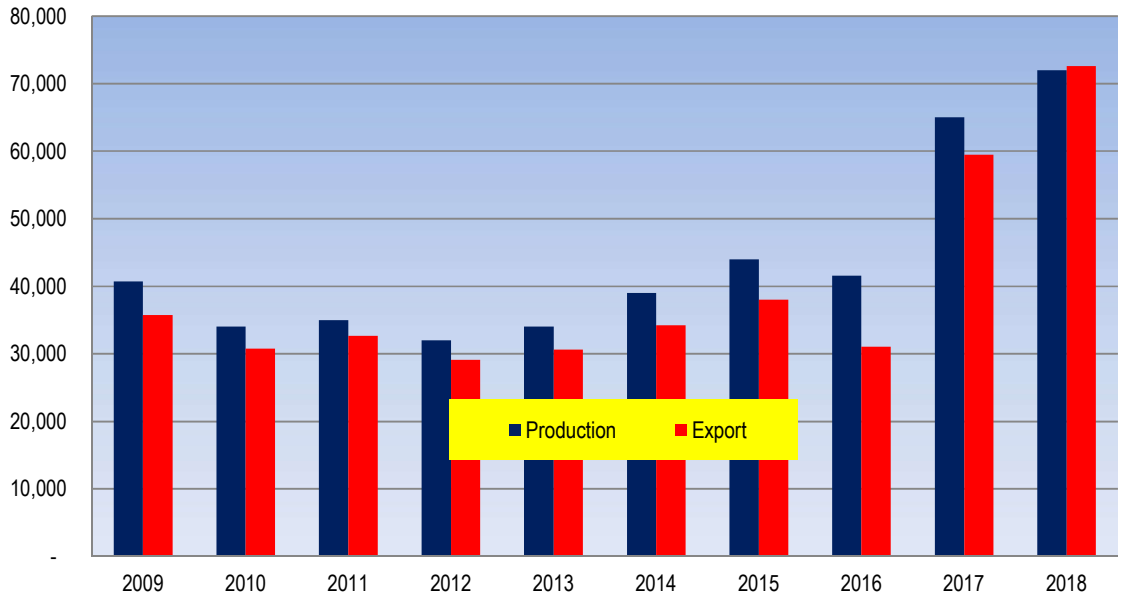

**Tabel 2.02**

**BRAZIL : ANNUAL EXPORT OF BLACK AND WHITE PEPPER, 2009 - 2018**

| Year | BLACK PEPPER | | WHITE PEPPER | | TOTAL | |
|---|---|---|---|---|---|---|
| | M.Tons | US$'000 | M. Tons | US$'000 | M. Tons | US$'000 |
| 2009 | 33,270 | 82,433 | 2,500 | 9,264 | 35,770 | 91,697 |
| 2010 | 28,761 | 97,989 | 2,000 | 10,213 | 30,761 | 108,202 |
| 2011 | 30,570 | 178,362 | 2,125 | 19,614 | 32,695 | 197,976 |
| 2012 | 27,239 | 173,992 | 1,890 | 18,162 | 29,129 | 192,154 |
| 2013 | 28,605 | 182,009 | 2,000 | 18,465 | 30,605 | 200,474 |
| 2014 | 32,007 | 267,879 | 2,235 | 27,150 | 34,242 | 295,029 |
| 2015 | 35,547 | 315,648 | 2,488 | 32,038 | 38,035 | 347,686 |
| 2016 | 29,051 | 224,197 | 2,034 | 22,756 | 31,085 | 246,953 |
| 2017 | 57,121 | 258,796 | 2,380 | 15,636 | 59,501 | 274,432 |
| 2018 | 69,677 | 187,274 | 2,903 | 7,803 | 72,580 | 195,077 |

*Note : Share of black and white pepper are estimate*

**Tabel 2.03**

**BRAZIL : ANNUAL EXPORT OF WHOLE AND GROUND PEPPER, 2009 - 2018**

| Year | WHOLE PEPPER | | GROUND PEPPER | | TOTAL | |
|---|---|---|---|---|---|---|
| | M.Tons | US$'000 | M. Tons | US$'000 | M. Tons | US$'000 |
| 2009 | 35,654 | 91,151 | 116 | 546 | 35,770 | 91,697 |
| 2010 | 30,717 | 107,989 | 44 | 213 | 30,761 | 108,202 |
| 2011 | 32,646 | 197,836 | 49 | 140 | 32,695 | 197,976 |
| 2012 | 29,087 | 192,047 | 42 | 107 | 29,129 | 192,154 |
| 2013 | 30,575 | 200,386 | 30 | 88 | 30,605 | 200,474 |
| 2014 | 34,172 | 294,632 | 70 | 397 | 34,242 | 295,029 |
| 2015 | 37,899 | 347,508 | 136 | 178 | 38,035 | 347,686 |
| 2016 | 30,882 | 246,501 | 203 | 455 | 31,085 | 246,956 |
| 2017 | 59,245 | 273,889 | 256 | 548 | 59,501 | 274,437 |
| 2018 | 72,458 | 194,836 | 122 | 241 | 72,580 | 195,077 |

*Source: ITC Geneva*

**Table 2.04**
**BRAZIL: EXPORT OF WHOLE PEPPER BY COUNTRY OF DESTINATION**

| Country of destination | 2014 | | 2015 | | 2016 | | 2017 | | 2018 | |
|---|---|---|---|---|---|---|---|---|---|---|
| | MT | $'000 | MT | $'000 | MT | $'000 | MT | $'000 | MT | $'000 |
| Germany | 9,688 | 80,342 | 10,093 | 90,541 | 9,235 | 73,689 | 13,381 | 66,664 | 14,677 | 38,420 |
| United States of America | 11,690 | 101,284 | 12,543 | 116,690 | 7,297 | 59,769 | 11,886 | 56,128 | 10,764 | 30,774 |
| Viet Nam | 2,067 | 19,439 | 2,025 | 17,984 | 669 | 4,600 | 3,674 | 15,011 | 9,763 | 23,901 |
| Morocco | - | - | - | - | 33 | 268 | 1,954 | 7,225 | 6,541 | 19,410 |
| Mexico | 2,192 | 18,282 | 1,878 | 17,157 | 1,865 | 14,113 | 4,278 | 18,704 | 4,285 | 11,369 |
| Netherlands | 351 | 3,172 | 502 | 4,440 | 1,538 | 12,091 | 2,080 | 9,187 | 4,202 | 10,585 |
| France | 2,184 | 18,506 | 2,577 | 24,004 | 2,174 | 19,161 | 2,704 | 14,866 | 3,104 | 9,726 |
| Egypt | 84 | 729 | 363 | 2,967 | 439 | 2,953 | 1,256 | 4,815 | 2,965 | 7,421 |
| India | 475 | 4,070 | 476 | 4,078 | 426 | 3,158 | 2,111 | 9,153 | 2,081 | 5,282 |
| Spain | 1,582 | 13,277 | 2,683 | 23,894 | 2,564 | 20,012 | 4,254 | 20,048 | 1,612 | 4,777 |
| United Arab Emirates | 124 | 1,003 | 352 | 3,098 | 316 | 2,010 | 1,319 | 5,336 | 1,503 | 3,603 |
| Turkey | 55 | 461 | 159 | 1,291 | 360 | 2,578 | 1,481 | 5,801 | 1,134 | 2,744 |
| Argentina | 1,052 | 10,402 | 1,121 | 12,508 | 1,061 | 10,175 | 1,402 | 8,708 | 901 | 3,407 |
| Senegal | 79 | 769 | 136 | 1,198 | 204 | 1,608 | 384 | 1,605 | 818 | 2,165 |
| Pakistan | 90 | 763 | 348 | 2,977 | 738 | 5,059 | 550 | 2,494 | 754 | 1,598 |
| Jordan | - | - | - | - | 25 | 147 | 191 | 654 | 723 | 1,845 |
| Italy | 285 | 2,684 | 603 | 5,686 | 483 | 3,790 | 909 | 4,619 | 655 | 1,953 |
| Saudi Arabia | 56 | 465 | 84 | 715 | 70 | 492 | 295 | 1,125 | 470 | 1,111 |
| Ukraine | 52 | 400 | - | - | - | - | 69 | 246 | 453 | 1,065 |
| Singapore | 482 | 4,310 | 425 | 4,080 | - | - | 965 | 3,306 | 425 | 1,090 |
| Peru | 213 | 1,882 | 196 | 1,749 | 234 | 1,758 | 401 | 1,869 | 413 | 1,168 |
| Russian Federation | 141 | 1,289 | 100 | 859 | 75 | 615 | 240 | 947 | 400 | 989 |
| China | 1 | 19 | - | 5 | 25 | 213 | 203 | 1,265 | 360 | 1,104 |
| Algeria | - | - | 25 | 217 | 101 | 758 | 138 | 781 | 349 | 791 |
| Tunisia | 15 | 121 | - | - | - | - | 195 | 938 | 279 | 719 |
| Chile | 80 | 711 | 75 | 758 | 112 | 906 | 151 | 720 | 238 | 737 |
| Greece | 59 | 540 | 29 | 256 | 75 | 486 | 212 | 875 | 205 | 522 |
| Romania | 50 | 484 | 23 | 242 | - | - | 216 | 914 | 150 | 379 |
| Iraq | - | - | - | - | 27 | 211 | 118 | 498 | 125 | 296 |
| Latvia | - | - | - | - | - | - | 147 | 622 | 105 | 270 |
| South Africa | 72 | 680 | 48 | 459 | 57 | 429 | 139 | 618 | 100 | 270 |
| Uruguay | 56 | 614 | 81 | 910 | 86 | 884 | 90 | 486 | 94 | 363 |
| Israel | 1 | 9 | 15 | 135 | 40 | 309 | 182 | 717 | 91 | 226 |
| Gambia | 15 | 105 | 75 | 655 | - | - | 95 | 423 | 85 | 104 |
| Canada | 46 | 465 | 38 | 383 | 130 | 905 | 235 | 1,084 | 76 | 206 |
| Poland | 30 | 295 | 21 | 203 | 55 | 406 | 75 | 395 | 69 | 235 |
| Malaysia | - | - | - | - | - | - | 276 | 912 | 26 | 78 |
| Venezuela | 71 | 553 | - | - | 26 | 226 | 71 | 311 | 26 | 88 |
| United Kingdom | 3 | 30 | 2 | 19 | - | - | 106 | 383 | 9 | 88 |
| Mauritania | - | - | 25 | 210 | - | - | 90 | 348 | | - |
| Others | 731 | 6,477 | 778 | 7,140 | 342 | 2,722 | 722 | 3,088 | 1,428 | 3,957 |
| **Total** | **34,172** | **294,632** | **37,899** | **347,508** | **30,882** | **246,501** | **59,245** | **273,889** | **72,458** | **194,836** |

**Table 2.05**
**BRAZIL: EXPORT OF GROUND PEPPER BY COUNTRY OF DESTINATION**

| Country of destination | 2014 | | 2015 | | 2016 | | 2017 | | 2018 | |
|---|---|---|---|---|---|---|---|---|---|---|
| | MT | $'000 | MT | $'000 | MT | $'000 | MT | $'000 | MT | $'000 |
| Bolivia, Plurinational Sta | 30 | 10 | 52 | 19 | 24 | 13 | 56 | 62 | 5 | 8 |
| Uruguay | 3 | 33 | 1 | 12 | 1 | 14 | 3 | 39 | 3 | 31 |
| Colombia | 1 | 6 | 1 | 7 | 1 | 8 | 2 | 18 | 1 | 12 |
| France | - | 1 | 54 | 56 | 139 | 316 | 61 | 217 | 1 | 14 |
| Argentina | 2 | 19 | 3 | 16 | 1 | 4 | 1 | 1 | | - |
| Chile | 6 | 17 | - | - | 14 | 39 | 7 | 14 | | - |
| Mexico | 9 | 23 | 3 | 13 | 8 | 27 | - | - | | - |
| Germany | - | - | - | - | - | - | 127 | 190 | | - |
| Others | 46 | 288 | 21 | 54 | 15 | 34 | - | 7 | 112 | 176 |
| **Total** | **97** | **397** | **135** | **177** | **203** | **455** | **257** | **548** | **122** | **241** |

**Table 2.06**
**BRAZIL: IMPORT OF WHOLE PEPPER BY COUNTRY OF ORIGIN**

| Country of origin | 2014 | | 2015 | | 2016 | | 2017 | | 2018 | |
|---|---|---|---|---|---|---|---|---|---|---|
| | MT | $'000 | MT | $'000 | MT | $'000 | MT | $'000 | MT | $'000 |
| South Africa | 9 | 211 | 14 | 301 | 12 | 283 | 16 | 367 | 4 | 95 |
| India | 1 | 15 | 6 | 34 | 10 | 37 | 7 | 19 | 3 | 13 |
| Austria | - | 11 | - | 8 | 2 | 57 | 2 | 55 | 2 | 85 |
| Spain | 3 | 150 | 3 | 101 | 1 | 48 | 2 | 86 | 2 | 94 |
| Italy | 6 | 228 | 5 | 173 | 3 | 97 | 3 | 119 | 2 | 97 |
| Viet Nam | 5 | 171 | 3 | 93 | 4 | 124 | 4 | 130 | 1 | 52 |
| Guatemala | 4 | 13 | 3 | 13 | - | - | 7 | 24 | | - |
| Chile | - | - | - | - | - | - | - | 9 | - | 5 |
| Mexico | 46 | 176 | - | - | 51 | 156 | - | - | | - |
| Others | 7 | 55 | 10 | 56 | 93 | 670 | - | 12 | 56 | 74 |
| **Total** | **81** | **1,030** | **44** | **779** | **176** | **1,472** | **41** | **821** | **70** | **515** |

**Table 2.07**
**BRAZIL: IMPORT OF GROUND PEPPER BY COUNTRY OF ORIGIN**

| Country of origin | 2014 | | 2015 | | 2016 | | 2017 | | 2018 | |
|---|---|---|---|---|---|---|---|---|---|---|
| | MT | $'000 | MT | $'000 | MT | $'000 | MT | $'000 | MT | $'000 |
| Viet Nam | 129 | 708 | 85 | 959 | 98 | 1,064 | 120 | 1,108 | 70 | 365 |
| India | 240 | 506 | 161 | 346 | 141 | 396 | 155 | 306 | 63 | 115 |
| China | 4 | 6 | 9 | 13 | 21 | 23 | 10 | 16 | 16 | 39 |
| Korea, Republic of | 3 | 4 | 9 | 15 | 8 | 11 | 1 | 3 | 10 | 16 |
| Spain | - | 1 | - | 2 | 5 | 17 | 9 | 39 | 6 | 28 |
| United States of Americ | - | 4 | 1 | 11 | 3 | 36 | 15 | 184 | 5 | 46 |
| Italy | 2 | 77 | 2 | 74 | 1 | 54 | 1 | 51 | 1 | 31 |
| Brazil Metadata | - | - | 19 | 206 | - | - | 1 | 6 | 1 | 6 |
| Lebanon | 5 | 19 | 1 | 6 | 3 | 12 | 1 | 7 | 1 | 9 |
| Canada | - | - | - | - | 2 | 4 | 9 | 22 | | - |
| Others | 5 | 38 | 5 | 42 | 2 | 24 | 1 | 17 | 19 | 68 |
| **Total** | **388** | **1,363** | **292** | **1,674** | **284** | **1,641** | **323** | **1,759** | **192** | **723** |

**Tabel 2.08**

**BRAZIL : MONTHLY UNIT VALUE OF BLACK PEPPER EXPORTED, 2009 - 2018**

| Months | Unit value in US$ / MT | | | | | | | | | |
|---|---|---|---|---|---|---|---|---|---|---|
| | 2009 | 2010 | 2011 | 2012 | 2013 | 2014 | 2015 | 2016 | 2017 | 2018 |
| Jan | 2,253 | 2,832 | 4,489 | 6,766 | 6,077 | 7,269 | 8,881 | 8,280 | 6,755 | 3,400 |
| Feb | 2,339 | 2,987 | 4,497 | 6,776 | 6,068 | 7,266 | 8,955 | 8,160 | 6,202 | 3,225 |
| Mar | 2,230 | 2,674 | 4,629 | 7,041 | 6,293 | 7,291 | 8,590 | 8,070 | 5,798 | 3,100 |
| Apr | 2,113 | 2,760 | 4,732 | 7,146 | 6,257 | 7,321 | 8,951 | 8,010 | 5,526 | 3,000 |
| May | 2,055 | 2,909 | 5,031 | 6,898 | 6,163 | 7,634 | 8,948 | 8,160 | 5,380 | 2,900 |
| Jun | 2,474 | 3,004 | 5,324 | 6,458 | 6,137 | 7,948 | 9,269 | 8,702 | 4,794 | 3,142 |
| Jul | 2,497 | 3,610 | 6,299 | 6,286 | 6,134 | 8,399 | 9,787 | 8,944 | 4,222 | 3,150 |
| Aug | 2,459 | 3,939 | 5,973 | 5,942 | 6,287 | 8,912 | 9,619 | 8,369 | 3,826 | 2,200 |
| Sep | 2,487 | 3,598 | 6,245 | 5,998 | 6,275 | 9,071 | 9,251 | 7,792 | 3,925 | 2,300 |
| Oct | 2,692 | 3,728 | 6,866 | 6,132 | 6,473 | 9,289 | 8,914 | 7,248 | 3,831 | 2,357 |
| Nov | 2,621 | 4,027 | 9,790 | 6,209 | 6,729 | 8,941 | 8,574 | 7,070 | 3,565 | 2,400 |
| Dec | 2,835 | 4,320 | 6,973 | 6,079 | 7,167 | 8,880 | 8,330 | 6,488 | 3,372 | 2,400 |
| **Average** | **2,421** | **3,366** | **5,904** | **6,478** | **6,338** | **8,185** | **9,006** | **7,941** | **4,766** | **2,798** |

**Tabel 2.09**

**BRAZIL : MONTHLY UNIT VALUE OF WHITE PEPPER EXPORTED, 2009 - 2018**

| Months | Unit value in US$ / MT | | | | | | | | | |
|---|---|---|---|---|---|---|---|---|---|---|
| | 2009 | 2010 | 2011 | 2012 | 2013 | 2014 | 2015 | 2016 | 2017 | 2018 |
| Jan | 3,380 | 4,248 | 6,733 | 10,148 | 8,812 | 10,539 | 12,878 | 12,007 | 9,794 | 4,950 |
| Feb | 3,508 | 4,480 | 6,745 | 10,164 | 8,799 | 10,535 | 12,985 | 11,832 | 8,994 | 4,700 |
| Mar | 3,344 | 4,011 | 6,944 | 10,562 | 9,125 | 10,572 | 12,455 | 11,701 | 8,407 | 4,500 |
| Apr | 3,169 | 4,139 | 7,099 | 10,719 | 9,072 | 10,615 | 12,979 | 11,615 | 8,013 | 4,350 |
| May | 3,083 | 4,364 | 7,547 | 10,347 | 8,937 | 11,069 | 12,974 | 11,832 | 7,802 | 4,200 |
| Jun | 3,711 | 4,506 | 7,986 | 9,686 | 8,899 | 11,524 | 13,440 | 12,618 | 6,952 | 4,160 |
| Jul | 3,746 | 5,415 | 9,449 | 9,429 | 8,894 | 12,179 | 14,192 | 12,969 | 6,122 | 3,997 |
| Aug | 3,688 | 5,908 | 8,960 | 8,913 | 9,116 | 12,922 | 13,948 | 12,136 | 5,548 | 3,831 |
| Sep | 3,731 | 5,397 | 9,367 | 8,997 | 9,098 | 13,153 | 13,414 | 11,299 | 5,691 | 3,665 |
| Oct | 4,039 | 5,592 | 10,298 | 9,197 | 9,386 | 13,469 | 12,926 | 10,509 | 5,555 | 3,497 |
| Nov | 3,931 | 6,041 | 14,686 | 9,313 | 9,758 | 12,964 | 12,432 | 10,251 | 5,169 | 3,350 |
| Dec | 4,252 | 6,481 | 10,459 | 9,119 | 10,392 | 12,876 | 12,078 | 9,407 | 4,889 | 3,199 |
| **Average** | **4,781** | **3,632** | **5,048** | **9,716** | **9,191** | **11,868** | **13,058** | **11,515** | **6,911** | **4,033** |

# INDIA

# INDIA




India is widely known as a spice country. A large number of spices are grown and developed in the country, especially in southern part of India. The most popular spice from India is Malabar black pepper, which is cultivated mainly in the state of Kerala. Karnataka, Tamil Nadu and other states in southern India also produce pepper. Pepper in India is mainly grown as mixed crop with coconut, areca nut, coffee, cardamom etc.

India harvests most of its pepper at the beginning of year. During 2018, production of pepper in India was reportedly at the level of 64,000 Mt, registering an increase of 7,000 Mt from 57,000 Mt in 2017.

During 2018, the Indian exports of pepper was 16,724 Mt, valued at USD 127 million, registering an increase of 17% in term of quantity as opposed to 2017. As against the highest of 28,520 Mt in 2015, the export of 2018 decreased by 41% and 16% from the average of 19,918 Mt achieved during the last ten yeas.

Besides exporting raw material (whole pepper), India also exports significant quantity of pepper products such as green and ground pepper, oil and oleoresin of pepper.

| India | 2018 | 2014 | Average (2014 – 2018) |
|---|---|---|---|
| Area under pepper (HA) | 138,556 | 198,000 | 160,225 |
| Pepper Production (MT) | 64,000 | 37,000 | 55,300 |
| Pepper Export (MT) | 16,724 | 20,400 | 19,285 |
| Export Earnings from pepper (USD'000) | 89,957 | 175,979 | 163,762 |
| Import of pepper (MT) | 26,012 | 23,068 | 24,891 |
| Domestic Consumption (MT) | 58,000 | 47,000 | 52,000 |
| Exchange Rate (INR/USD) | 68.40 | 61.02 | 65.22 |

**Tabel 2.10**

**INDIA : AREA, PRODUCTION AND CONSUMPTION OF PEPPER**

**2009 - 2018**

| Year | Area (in ha) | Production (M. Tons) | Export (M. Tons) | Import (M. Tons) | Consumption (M. Tons) |
|---|---|---|---|---|---|
| 2009 | 181,300 | 50,000 | 21,267 | 16,954 | 50,000 |
| 2010 | 182,000 | 50,000 | 18,487 | 14,777 | 50,000 |
| 2011 | 189,100 | 48,000 | 24,464 | 13,548 | 45,000 |
| 2012 | 196,200 | 43,000 | 18,402 | 16,008 | 47,000 |
| 2013 | 197,000 | 65,000 | 20,137 | 15,919 | 46,700 |
| 2014 | 198,000 | 37,000 | 20,400 | 23,069 | 47,000 |
| 2015 | 198,500 | 70,000 | 28,520 | 21,461 | 50,000 |
| 2016 | 131,790 | 48,500 | 16,447 | 23,484 | 50,000 |
| 2017 | 134,280 | 57,000 | 14,335 | 19,775 | 55,000 |
| 2018 | 138,556 | 64,000 | 16,724 | 26,012 | 58,000 |

*Note: export figures exclude pepper oil and oleoresin*

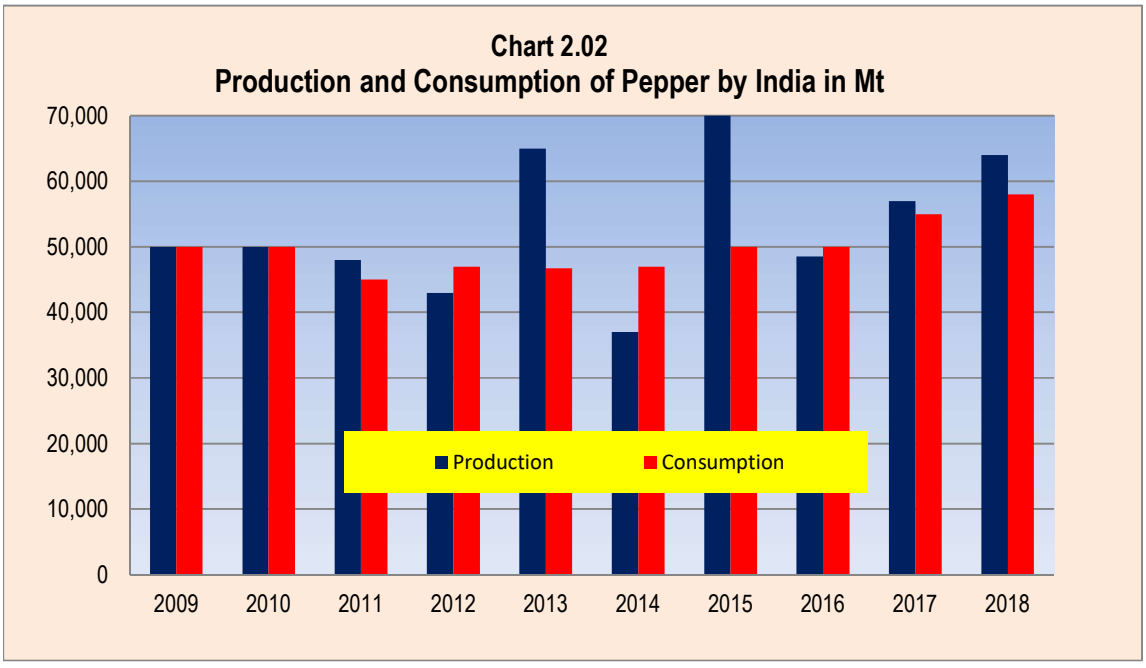

**Tabel 2.11**

**INDIA : ANNUAL EXPORT OF PEPPER AND PEPPER PRODUCTS, 2009 - 2018**

**( in Metric Ton )**

| Year | Black Pepper | White Pepper | Ground Pepper | Green Pepper | Pepper Oil | Pepper Oleoresin |
|---|---|---|---|---|---|---|
| 2009 | 11,866 | 193 | 7,687 | 1,521 | 77 | 1,019 |
| 2010 | 11,458 | 192 | 5,443 | 1,393 | 82 | 1,338 |
| 2011 | 17,466 | 335 | 5,182 | 1,481 | 91 | 1,324 |
| 2012 | 10,782 | 303 | 5,753 | 1,564 | 75 | 1,347 |
| 2013 | 12,419 | 222 | 5,795 | 1,702 | 80 | 1,250 |
| 2014 | 12,157 | 136 | 6,650 | 1,457 | 76 | 1,088 |
| 2015 | 18,105 | 443 | 8,399 | 1,572 | 63 | 1,162 |
| 2016 | 8,292 | 922 | 6,230 | 1,003 | 67 | 1,009 |
| 2017 | 6,073 | 1,327 | 5,610 | 1,325 | 97 | 1,351 |
| 2018 | 5,192 | 2,734 | 8,019 | 779 | 98 | 1,492 |

*Source: Spices Board, India*

**Chart 2.03**
**Production and Export of Pepper by India in Mt**

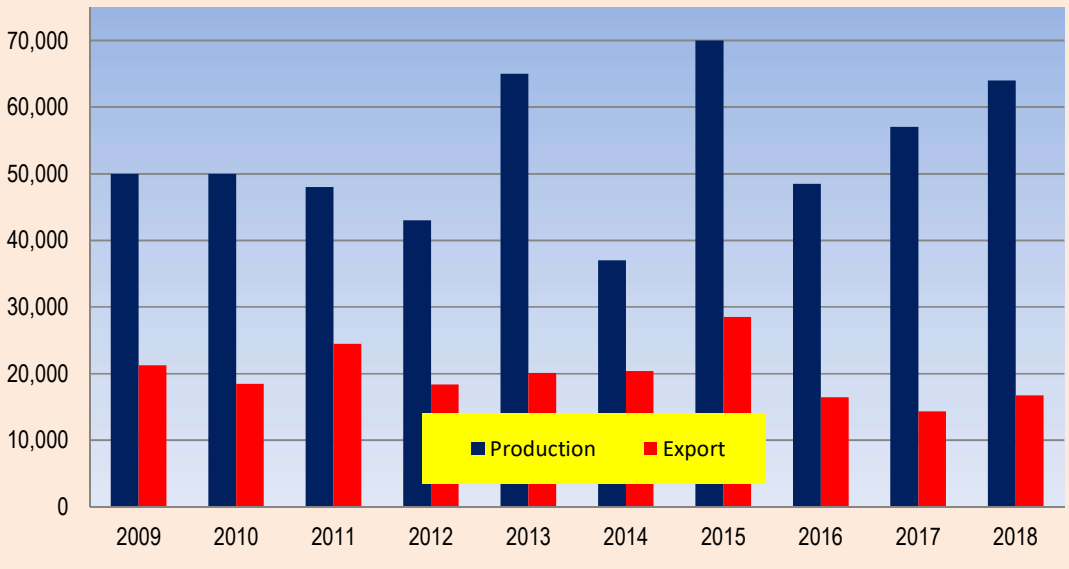

**Table 2.12**

**INDIA: EXPORT OF WHOLE BLACK PEPPER BY COUNTRY OF DESTINATION**

| Country of destination | 2014 | | 2015 | | 2016 | | 2017 | | 2018 | |
|---|---|---|---|---|---|---|---|---|---|---|
| | MT | $'000 | MT | $'000 | MT | $'000 | MT | $'000 | MT | $'000 |
| United States of America | 4,972 | 43,690 | 5,897 | 55,686 | 2,065 | 20,142 | 1,758 | 16,290 | 911 | 6,044 |
| Sweden | 690 | 7,882 | 657 | 7,377 | 918 | 10,269 | 614 | 6,130 | 696 | 5,152 |
| United Kingdom | 1,597 | 13,744 | 582 | 6,049 | 589 | 5,440 | 401 | 3,380 | 610 | 2,699 |
| Japan | 514 | 6,189 | 661 | 7,397 | 612 | 7,175 | 640 | 6,950 | 412 | 2,889 |
| Italy | 128 | 1,024 | 382 | 3,638 | 78 | 611 | - | - | 343 | 2,172 |
| Canada | 344 | 2,562 | 437 | 4,127 | 128 | 1,297 | 300 | 2,210 | 277 | 1,735 |
| France | 58 | 840 | 395 | 4,462 | 153 | 959 | 437 | 2,100 | 261 | 1,226 |
| Turkey | 28 | 169 | - | - | 134 | 1,317 | - | - | 190 | 1,083 |
| Germany | 701 | 5,967 | 1,873 | 16,270 | 763 | 6,656 | 134 | 1,440 | 159 | 1,558 |
| Estonia | 159 | 1,431 | 166 | 1,864 | 204 | 2,207 | 139 | 1,310 | 154 | 1,120 |
| United Arab Emirates | 173 | 1,374 | 280 | 2,522 | 663 | 5,860 | 132 | 1,210 | 137 | 783 |
| Sri Lanka | 20 | 247 | - | - | 34 | 305 | 173 | 940 | 135 | 874 |
| Malaysia | 137 | 1,528 | - | - | 73 | 836 | 80 | 810 | 107 | 731 |
| Australia | 153 | 1,319 | 154 | 1,559 | 53 | 548 | 102 | 660 | 98 | 456 |
| Netherlands | 510 | 4,115 | 1,219 | 11,431 | 180 | 1,842 | 167 | 1,560 | 95 | 643 |
| China | 20 | 214 | 126 | 1,555 | 110 | 1,347 | 145 | 1,240 | 80 | 203 |
| Spain | 56 | 561 | 209 | 1,977 | 92 | 956 | - | - | 77 | 521 |
| Russia | 302 | 2,472 | - | - | 161 | 1,487 | - | - | 63 | 413 |
| Viet Nam | 211 | 1,334 | 1,945 | 16,523 | 107 | 934 | 69 | 760 | 58 | 335 |
| South Africa | 122 | 994 | - | - | 52 | 297 | - | - | 41 | 192 |
| Indonesia | - | - | - | - | 50 | 467 | - | - | 36 | 89 |
| New Zealand | - | - | - | - | 26 | 244 | - | - | 16 | 71 |
| Iran | 121 | 1,270 | 548 | 4,984 | 161 | 1,497 | - | - | 13 | 75 |
| Qatar | - | - | - | - | 16 | 167 | - | - | 10 | 77 |
| El Salvador | - | - | - | - | 12 | 136 | - | - | 10 | 31 |
| Saudi Arabia | 31 | 281 | 180 | 1,838 | - | - | - | - | 10 | 78 |
| Singapore | 226 | 992 | - | - | 78 | 500 | - | - | 9 | 48 |
| Nepal | 21 | 200 | 180 | 1,733 | 15 | 165 | - | - | 6 | 21 |
| Bahrain | 16 | 170 | - | - | 42 | 473 | - | - | 5 | 46 |
| Poland | 324 | 908 | 438 | 3,573 | 348 | 1,107 | - | - | 4 | 67 |
| Belgium | 72 | 702 | - | - | 12 | 146 | - | - | 1 | 6 |
| Greece | 61 | 236 | - | - | - | - | - | - | 1 | 6 |
| Egypt | - | - | 227 | 1,998 | - | - | - | - | 0 | 7 |
| Philippines | 71 | 558 | - | - | 64 | 671 | 93 | 810 | 0 | 3 |
| Algeria | - | - | - | - | 138 | 1,049 | - | - | 0 | 2 |
| Israel | 55 | 325 | - | - | - | - | - | - | 0 | 1 |
| Mexico | - | - | - | - | 29 | 256 | - | - | - | - |
| Others | 266 | 2,218 | 1,549 | 13,140 | 133 | 1,292 | 688 | 4,550 | 167 | 1,013 |
| **Total** | **12,157** | **105,516** | **18,105** | **169,704** | **8,292** | **78,656** | **6,073** | **52,350** | **5,192** | **32,470** |

*Source: Spices Board , India*

**Table 2.13**

**INDIA: EXPORT OF WHOLE WHITE PEPPER BY COUNTRY OF DESTINATION**

| Country of destination | 2014 | | 2015 | | 2016 | | 2017 | | 2018 | |
|---|---|---|---|---|---|---|---|---|---|---|
| | MT | $'000 | MT | $'000 | MT | $'000 | MT | $'000 | MT | $'000 |
| United States of Ameri | 13 | 203 | 93 | 1,106 | 334 | 3,610 | 743 | 5,910 | 389 | 1,737 |
| Japan | - | - | - | - | - | - | - | - | 98 | 644 |
| Spain | 4 | 48 | - | - | 6 | 87 | 16 | 180 | 94 | 245 |
| Canada | - | - | 31 | 398 | 18 | 200 | - | - | 82 | 281 |
| Philippines | - | - | - | - | 6 | 77 | - | - | 67 | 336 |
| Indonesia | - | - | - | - | 17 | 229 | - | - | 57 | 116 |
| Poland | - | - | - | - | - | - | - | - | 48 | 39 |
| Australia | 36 | 396 | 14 | 206 | 71 | 700 | 127 | 870 | 36 | 168 |
| Germany | 6 | 85 | 42 | 633 | 4 | 66 | 33 | 320 | 29 | 348 |
| France | - | - | - | - | - | - | - | - | 20 | 147 |
| Singapore | - | - | - | - | - | - | - | - | 19 | 103 |
| Italy | 15 | 201 | 12 | 159 | 15 | 168 | - | - | 14 | 92 |
| Netherlands | - | - | 123 | 1,809 | 50 | 700 | 55 | 760 | 13 | 29 |
| Malaysia | - | - | - | - | 6 | 85 | - | - | 10 | 28 |
| Turkey | - | - | - | - | 17 | 198 | 21 | 180 | 9 | 69 |
| Belgium | - | - | 15 | 219 | - | - | - | - | 9 | 10 |
| Norway | 12 | 166 | - | - | 13 | 191 | 19 | 250 | 8 | 38 |
| Israel | 6 | 75 | - | - | - | - | - | - | 6 | 6 |
| New Zealand | - | - | - | - | 13 | 159 | - | - | 5 | 17 |
| South Africa | - | - | 12 | 170 | 16 | 149 | - | - | 5 | 18 |
| Denmark | - | - | - | - | 19 | 231 | 23 | 230 | 4 | 24 |
| Viet Nam | - | - | 31 | 385 | - | - | - | - | 4 | 49 |
| United Kingdom | - | - | 4 | 63 | 257 | 2,985 | 151 | 1,310 | 1 | 10 |
| Bahrain | - | - | - | - | - | - | - | - | 1 | 6 |
| Taipei, Chinese | 22 | 240 | 15 | 128 | 16 | 168 | 23 | 340 | 0 | 4 |
| Finland | - | - | 7 | 110 | - | - | - | - | 0 | 1 |
| Egypt | - | - | 11 | 146 | - | - | - | - | - | - |
| Bangladesh | 10 | 87 | - | - | - | - | - | - | - | - |
| Others | 14 | 191 | 33 | 472 | 47 | 596 | 117 | 1,130 | 1,705 | 3,884 |
| **Total** | **136** | **1,694** | **443** | **6,005** | **922** | **10,599** | **1,328** | **11,480** | **2,734** | **8,449** |

*Source: Spices Board, India*

**Table 2.14**
**INDIA: EXPORT OF GROUND PEPPER BY COUNTRY OF DESTINATION**

| Country of destination | 2014 | | 2015 | | 2016 | | 2017 | | 2018 | |
|---|---|---|---|---|---|---|---|---|---|---|
| | MT | $'000 | MT | $'000 | MT | $'000 | MT | $'000 | MT | $'000 |
| United States of America | 3,816 | 29,676 | 5,003 | 49,499 | 3,442 | 30,824 | 2,807 | 18,830 | 3,956 | 20,279 |
| United Kingdom | 1,132 | 10,267 | 1,339 | 14,720 | 986 | 9,266 | 1,048 | 7,470 | 822 | 5,030 |
| Canada | 44 | 327 | 184 | 1,784 | 87 | 987 | 331 | 2,750 | 710 | 3,698 |
| Spain | 69 | 428 | 86 | 597 | 69 | 505 | - | - | 641 | 300 |
| Australia | 240 | 2,321 | 291 | 3,240 | 169 | 1,500 | 281 | 1,760 | 270 | 1,110 |
| China | 30 | 296 | 31 | 382 | 76 | 828 | - | - | 206 | 1,185 |
| Philippines | - | - | 70 | 574 | 56 | 473 | 120 | 800 | 170 | 797 |
| Netherlands | 317 | 1,964 | 305 | 2,231 | 70 | 687 | - | - | 100 | 474 |
| France | 41 | 480 | 30 | 388 | 17 | 184 | 47 | 360 | 85 | 469 |
| South Africa | 46 | 393 | 62 | 594 | 37 | 365 | - | - | 83 | 145 |
| Malaysia | 28 | 310 | - | - | - | - | 47 | 360 | 81 | 441 |
| Saudi Arabia | 58 | 555 | 73 | 610 | 65 | 643 | 72 | 700 | 76 | 404 |
| Kuwait | 11 | 114 | - | - | 10 | 115 | - | - | 61 | 165 |
| Turkey | - | - | 28 | 258 | 129 | 1,206 | 80 | 520 | 60 | 409 |
| Qatar | 14 | 180 | - | - | 10 | 119 | - | - | 54 | 148 |
| Taipei, Chinese | 43 | 457 | 39 | 514 | 29 | 326 | 76 | 680 | 53 | 478 |
| Japan | 55 | 550 | 61 | 721 | 19 | 236 | - | - | 51 | 312 |
| United Arab Emirates | 38 | 357 | 56 | 569 | 346 | 1,854 | 126 | 1,180 | 51 | 337 |
| Sweden | 95 | 988 | 66 | 717 | 98 | 1,187 | - | - | 49 | 281 |
| Denmark | 94 | 685 | 86 | 793 | 64 | 542 | 41 | 340 | 45 | 337 |
| Panama | - | - | - | - | - | - | 49 | 340 | 41 | 189 |
| Italy | 36 | 304 | 65 | 623 | 97 | 758 | 39 | 260 | 37 | 107 |
| Norway | - | - | 12 | 191 | 26 | 268 | - | - | 30 | 226 |
| New Zealand | 11 | 97 | 47 | 494 | 31 | 292 | - | - | 29 | 166 |
| Germany | 27 | 228 | 120 | 1,044 | 119 | 890 | - | - | 21 | 105 |
| Thailand | 36 | 319 | - | - | - | - | - | - | 13 | 65 |
| Bahrain | - | - | - | - | - | - | - | - | 6 | 54 |
| Ireland | 35 | 179 | - | - | - | - | - | - | 5 | 25 |
| Croatia | - | - | 35 | 292 | - | - | - | - | 5 | 11 |
| Nigeria | 35 | 403 | 11 | 199 | - | - | - | - | 3 | 29 |
| Iran | - | - | - | - | - | - | 113 | 620 | | |
| Poland | 125 | 800 | 30 | 226 | - | - | - | - | - | 2 |
| Portugal | 15 | 106 | - | - | - | - | - | - | | |
| Mexico | - | - | 35 | 257 | 68 | 521 | - | - | - | - |
| Belgium | 25 | 179 | - | - | - | - | - | - | - | 3 |
| Others | 134 | 1,237 | 236 | 2,389 | 107 | 968 | 333 | 2,710 | 205 | 1,109 |
| **Total** | **6,650** | **54,198** | **8,399** | **83,904** | **6,230** | **55,542** | **5,610** | **39,680** | **8,019** | **38,890** |

*Source: Spices Board, India*

**Table 2.15**

**INDIA: EXPORT OF GREEN PEPPER BY COUNTRY OF DESTINATION**

| Country of destination | 2014 | | 2015 | | 2016 | | 2017 | | 2018 | |
|---|---|---|---|---|---|---|---|---|---|---|
| | MT | $'000 | MT | $'000 | MT | $'000 | MT | $'000 | MT | $'000 |
| Germany | 569 | 5,805 | 498 | 5,402 | 353 | 4,735 | 509 | 7,610 | 343 | 4,659 |
| Netherlands | 191 | 2,391 | 175 | 1,577 | 118 | 1,614 | 203 | 2,700 | 67 | 790 |
| France | 31 | 570 | 32 | 561 | 46 | 669 | 63 | 1,360 | 58 | 779 |
| United States of Ameri | 22 | 484 | 51 | 1,095 | 28 | 583 | 49 | 960 | 58 | 901 |
| Poland | 31 | 489 | 40 | 477 | 23 | 354 | 57 | 640 | 55 | 606 |
| Italy | 95 | 818 | 135 | 856 | 58 | 650 | 103 | 1,010 | 33 | 417 |
| Spain | 132 | 642 | 226 | 1,054 | 59 | 411 | 78 | 690 | 28 | 206 |
| United Kingdom | 95 | 574 | 100 | 556 | 87 | 542 | | | 17 | 271 |
| Austria | 48 | 264 | - | - | 46 | 439 | 39 | 600 | 17 | 191 |
| Russia | 4 | 75 | - | - | - | - | | | 13 | 129 |
| Belgium | 41 | 698 | 30 | 453 | 43 | 554 | 64 | 810 | 13 | 144 |
| South Africa | 2 | 67 | 6 | 131 | 10 | 247 | | | 11 | 243 |
| United Arab Emirates | 5 | 80 | 3 | 28 | - | - | | | 9 | 35 |
| Japan | 2 | 70 | 9 | 184 | 8 | 160 | | | 7 | 151 |
| Turkey | 5 | 79 | 28 | 89 | - | - | | | 6 | 81 |
| Greece | 53 | 203 | 67 | 206 | 54 | 207 | | | 3 | 47 |
| Australia | 10 | 179 | 35 | 373 | 6 | 106 | 24 | 390 | 3 | 46 |
| Estonia | 8 | 123 | 12 | 135 | 5 | 85 | | | 3 | 37 |
| Canada | 11 | 176 | 21 | 342 | 11 | 207 | | | 2 | 21 |
| Sweden | 3 | 68 | - | - | 3 | 45 | | | 1 | 16 |
| Switzerland | 5 | 75 | 8 | 122 | 3 | 52 | | | 1 | 18 |
| Taipei, Chinese | 0 | 16 | 0 | 10 | - | - | | | 0 | 13 |
| Denmark | 28 | 129 | - | - | - | - | | | 0 | 1 |
| New Zealand | - | - | - | - | - | - | | | - | - |
| Madagascar | - | - | 14 | 52 | - | - | | | | |
| Morocco | - | - | 13 | 74 | 14 | 50 | | | | |
| Argentina | - | - | 12 | 198 | - | - | | | - | - |
| Jordan | - | - | 27 | 96 | - | - | | | | |
| Czech Rep. | - | - | - | - | - | - | | | | |
| Others | 64 | 496 | 31 | 392 | 29 | 228 | 138 | 1,780 | 31 | 346 |
| **Total** | **1,457** | **14,571** | **1,573** | **14,464** | **1,003** | **11,938** | **1,325** | **18,550** | **779** | **10,148** |

*Note: Figures include dehydrated, freezed and canned green pepper*

*Source: Spices Board, India and ITC*

**Table 2.16**

**INDIA: EXPORT OF PEPPER OIL BY COUNTRY OF DESTINATION**

| Country of destination | 2014 | | 2015 | | 2016 | | 2017 | | 2018 | |
|---|---|---|---|---|---|---|---|---|---|---|
| | MT | $'000 | MT | $'000 | MT | $'000 | MT | $'000 | MT | $'000 |
| United States of Ameri | 18 | 1,983 | 14 | 1,328 | 20 | 1,558 | 18 | 1,120 | 19 | 879 |
| Germany | 9 | 833 | 12 | 1,003 | 6 | 528 | 16 | 840 | 12 | 583 |
| France | 3 | 325 | 2 | 241 | 4 | 412 | 8 | 780 | 11 | 671 |
| Netherlands | 16 | 1,573 | 5 | 409 | 11 | 777 | 4 | 220 | 7 | 340 |
| Thailand | 2 | 260 | 2 | 184 | 4 | 280 | 5 | 320 | 6 | 261 |
| United Kingdom | 4 | 450 | 3 | 297 | 2 | 174 | 6 | 340 | 6 | 319 |
| Singapore | 2 | 218 | 3 | 242 | 3 | 222 | 3 | 200 | 5 | 231 |
| Switzerland | - | - | - | - | - | - | 3 | 210 | 3 | 151 |
| Indonesia | 1 | 111 | - | - | - | - | - | - | 3 | 120 |
| Italy | 2 | 200 | - | - | - | - | - | - | 3 | 118 |
| Russia | 1 | 161 | 1 | 108 | - | - | - | - | 3 | 163 |
| Japan | 2 | 211 | 2 | 230 | 1 | 150 | 2 | 150 | 3 | 174 |
| Brazil | 3 | 296 | 3 | 260 | 2 | 136 | 3 | 170 | 3 | 125 |
| Australia | 1 | 110 | 1 | 98 | - | - | - | - | 2 | 117 |
| China | 3 | 330 | - | - | 2 | 171 | 3 | 180 | 2 | 110 |
| South Korea | - | - | - | - | 1 | 101 | - | - | 2 | 73 |
| Canada | 2 | 240 | 2 | 201 | 1 | 91 | - | - | 1 | 63 |
| Poland | 3 | 286 | - | - | - | - | - | - | 1 | 66 |
| Turkey | - | - | 1 | 97 | - | - | - | - | 1 | 50 |
| Argentina | 1 | 100 | 1 | 99 | - | - | - | - | 1 | 35 |
| South Africa | - | - | 1 | 94 | - | - | - | - | 1 | 32 |
| Spain | 1 | 135 | 2 | 171 | 2 | 113 | 3 | 170 | 1 | 25 |
| Syrian Arab Republic | - | - | - | - | - | - | - | - | - | - |
| Others | 3 | 348 | 9 | 854 | 9 | 704 | 24 | 1,490 | 5 | 233 |
| **Total** | **76** | **8,169** | **63** | **5,916** | **67** | **5,416** | **98** | **6,190** | **98** | **4,939** |

*Source: Spices Board, India and ITC*

**Table 2.17**
**INDIA: EXPORT OF PEPPER OLEORESIN BY COUNTRY OF DESTINATION**

| Country of destination | 2014 | | 2015 | | 2016 | | 2017 | | 2018 | |
|---|---|---|---|---|---|---|---|---|---|---|
| | MT | $'000 | MT | $'000 | MT | $'000 | MT | $'000 | MT | $'000 |
| United States of Ameri | 273 | 11,747 | 347 | 19,049 | 281 | 15,216 | 363 | 17,860 | 381 | 14,412 |
| Germany | 138 | 6,443 | 106 | 5,243 | 111 | 6,065 | 146 | 6,600 | 162 | 5,710 |
| France | 16 | 855 | 19 | 1,163 | 13 | 791 | 38 | 2,060 | 103 | 3,967 |
| China | 27 | 1,271 | 33 | 1,632 | 43 | 2,383 | 75 | 3,360 | 96 | 3,075 |
| Netherlands | 63 | 2,651 | 18 | 871 | 62 | 2,813 | 21 | 1,040 | 89 | 4,202 |
| United Kingdom | 117 | 4,388 | 119 | 5,354 | 76 | 3,760 | 84 | 3,700 | 67 | 2,271 |
| Thailand | 29 | 1,531 | 31 | 1,740 | 43 | 2,517 | 54 | 2,990 | 65 | 2,695 |
| Philippines | 39 | 1,965 | 38 | 1,906 | 44 | 2,490 | 51 | 2,660 | 51 | 1,922 |
| Canada | 33 | 1,414 | 36 | 1,787 | 25 | 1,398 | 35 | 1,730 | 46 | 1,736 |
| Russia | 41 | 2,039 | 24 | 1,440 | 32 | 1,972 | 28 | 1,520 | 41 | 1,645 |
| Brazil | 40 | 1,753 | 33 | 1,644 | 27 | 1,375 | 33 | 1,500 | 38 | 1,253 |
| Mexico | 18 | 754 | 16 | 824 | 30 | 1,578 | - | - | 34 | 1,147 |
| Poland | 41 | 1,471 | 36 | 1,886 | 29 | 1,615 | 36 | 1,620 | 29 | 1,102 |
| South Korea | 20 | 1,058 | 16 | 809 | 18 | 968 | 30 | 1,520 | 29 | 956 |
| South Africa | 28 | 1,161 | 21 | 980 | 16 | 940 | 22 | 1,150 | 25 | 945 |
| Turkey | 8 | 279 | 15 | 755 | 18 | 968 | 37 | 1,660 | 21 | 736 |
| Ireland | - | - | 24 | 1,189 | - | - | 20 | 1,080 | 21 | 795 |
| Spain | 9 | 508 | 59 | 816 | 10 | 718 | 18 | 950 | 21 | 677 |
| Indonesia | 12 | 477 | 12 | 599 | 10 | 498 | - | - | 20 | 724 |
| Australia | 17 | 670 | 16 | 779 | 11 | 578 | 24 | 1,220 | 15 | 603 |
| Colombia | 7 | 225 | 10 | 469 | 9 | 434 | - | - | 11 | 370 |
| Japan | 8 | 731 | 8 | 630 | 7 | 586 | 11 | 880 | 10 | 659 |
| Malaysia | - | - | - | - | 8 | 463 | - | - | 10 | 454 |
| Italy | 3 | 158 | 4 | 258 | 4 | 308 | - | - | 8 | 367 |
| Chile | 6 | 317 | 6 | 330 | 5 | 239 | - | - | 7 | 259 |
| Austria | 8 | 366 | 10 | 292 | 7 | 315 | - | - | 7 | 229 |
| Egypt | 6 | 240 | 11 | 490 | 4 | 187 | - | - | 6 | 272 |
| Singapore | 5 | 250 | 5 | 326 | 3 | 170 | - | - | 5 | 223 |
| Israel | 6 | 241 | 9 | 438 | 3 | 218 | - | - | 5 | 171 |
| Argentina | 3 | 109 | 3 | 183 | - | - | - | - | 5 | 172 |
| Denmark | 9 | 267 | 3 | 126 | 8 | 345 | - | - | 4 | 165 |
| Taipei, Chinese | - | - | 11 | 496 | - | - | - | - | 4 | 129 |
| Estonia | - | - | - | - | 4 | 224 | - | - | 3 | 154 |
| United Arab Emirates | - | - | - | - | 3 | 955 | 9 | 920 | 2 | 108 |
| Romania | 3 | 133 | 9 | 443 | 3 | 171 | - | - | 2 | 86 |
| Belgium | - | - | 11 | 535 | 5 | 265 | - | - | 1 | 53 |
| Sri Lanka | - | - | - | - | 10 | 669 | - | - | 0 | 26 |
| Venezuela, Bolivarian R | 3 | 119 | 6 | 362 | - | - | - | - | 0 | 18 |
| Bulgaria | 5 | 203 | 4 | 224 | - | - | - | - | 0 | 16 |
| Slovenia | - | - | - | - | 3 | 153 | - | - | - | - |
| Others | 48 | 3,076 | 35 | 1,894 | 23 | 1,386 | 215 | 9,440 | 45 | 1,826 |
| **Total** | **1,088** | **48,870** | **1,162** | **57,961** | **1,009** | **55,731** | **1,351** | **65,460** | **1,492** | **56,330** |

*Source: Spices Board, India avd ITC*

**Table 2.18**

**INDIA: IMPORT OF WHOLE PEPPER BY COUNTRY OF ORIGIN**

| Country of origin | 2014 | | 2015 | | 2016 | | 2017 | | 2018 | |
|---|---|---|---|---|---|---|---|---|---|---|
| | MT | $'000 | MT | $'000 | MT | $'000 | MT | $'000 | MT | $'000 |
| Sri Lanka | 5,100 | 49,093 | 9,396 | 90,430 | 4,736 | 47,997 | 11,906 | 74,996 | 9,769 | 68,620 |
| Viet Nam | 11,875 | 88,284 | 7,642 | 72,227 | 10,110 | 77,209 | 10,782 | 56,409 | 8,792 | 36,550 |
| Indonesia | 3,768 | 24,997 | 3,562 | 25,704 | 7,311 | 47,427 | 5,351 | 21,364 | 4,521 | 16,954 |
| Brazil | 302 | 2,385 | 450 | 3,926 | 736 | 6,780 | 1,554 | 8,091 | 1,431 | 7,801 |
| Ecuador | - | - | 15 | 150 | 130 | 1,152 | 355 | 1,781 | 820 | 3,728 |
| Madagascar | 144 | 972 | 178 | 1,470 | 271 | 2,057 | 72 | 391 | 144 | 446 |
| United Arab Emirates | 111 | 958 | 24 | 224 | - | - | - | - | 85 | 233 |
| Malaysia | - | - | 9 | 72 | - | - | 23 | 65 | 65 | 200 |
| Germany | - | 5 | 5 | 71 | 2 | 29 | - | 3 | 52 | 164 |
| Singapore | 1,646 | 13,102 | 67 | 690 | 15 | 214 | - | - | 48 | 353 |
| United Kingdom | - | - | - | - | - | - | - | - | 44 | 282 |
| Netherlands | - | - | - | - | - | - | 42 | 412 | 42 | 131 |
| France | - | - | 13 | 186 | - | - | - | - | 27 | 112 |
| United States of Ame | 1 | 12 | 1 | 8 | 2 | 22 | - | - | 14 | 39 |
| Pakistan | - | - | - | - | - | - | - | 2 | 12 | 12 |
| China | 3 | 53 | 2 | 19 | 16 | 67 | 15 | 61 | 8 | 91 |
| Cambodia | - | - | - | - | - | 2 | 15 | 28 | 2 | 20 |
| Spain | - | - | - | - | 1 | 4 | - | 2 | 1 | 14 |
| Thailand | - | - | - | - | - | - | 1 | 3 | 1 | 9 |
| Denmark | - | 10 | - | - | - | - | - | - | | |
| Djibouti | - | - | 10 | 11 | 19 | 20 | 9 | 10 | - | - |
| Canada | - | - | 1 | 18 | - | - | - | - | | |
| Turkey | - | - | - | - | 7 | 72 | - | - | - | - |
| Egypt | - | - | - | - | 6 | 13 | - | - | - | - |
| Australia | 1 | 3 | - | - | - | - | - | - | | |
| Colombia | 1 | 8 | - | - | - | - | - | - | | |
| Kenya | - | - | - | - | 5 | 23 | - | - | - | - |
| Ethiopia | 20 | 21 | 59 | 51 | 87 | 83 | 19 | 26 | - | - |
| South Africa | - | 1 | - | - | - | - | - | - | | |
| Italy | 15 | 150 | - | - | - | - | - | - | | |
| Others | 10 | 66 | - | 2 | - | 1 | 184 | 1,254 | 48 | 346 |
| **Total** | **22,997** | **180,120** | **21,434** | **195,259** | **23,454** | **183,172** | **30,328** | **164,898** | **25,926** | **136,105** |

***Source: ITC Geneva***

**Table 2.19**

**INDIA: IMPORT OF GROUND PEPPER BY COUNTRY OF ORIGIN**

| Country of origin | 2014 | | 2015 | | 2016 | | 2017 | | 2018 | |
|---|---|---|---|---|---|---|---|---|---|---|
| | MT | $'000 | MT | $'000 | MT | $'000 | MT | $'000 | MT | $'000 |
| United States of Ameri | 5 | 47 | - | 1 | - | - | 16 | 122 | 45 | 414 |
| United Kingdom | - | - | 10 | 80 | - | - | - | - | 9 | 51 |
| Malaysia | - | 1 | - | - | - | - | - | - | 5 | 28 |
| Singapore | - | 1 | - | 1 | - | 2 | - | - | 1 | 5 |
| Côte d'Ivoire | - | - | 16 | 31 | - | - | - | - | | |
| Turkey | - | - | - | - | 18 | 169 | - | - | - | - |
| Viet Nam | 66 | 602 | - | - | - | - | - | - | | |
| Oman | - | - | - | - | - | - | - | - | - | - |
| United Arab Emirates | - | - | - | - | - | - | - | 2 | - | - |
| Finland | - | - | 1 | 2 | - | - | - | - | | |
| China | - | - | - | - | 11 | 200 | 5 | 92 | - | - |
| Sri Lanka | - | - | - | - | - | - | 13 | 76 | - | - |
| Others | - | - | - | - | 1 | - | 70 | 315 | 26 | 233 |
| **Total** | **71** | **651** | **27** | **115** | **30** | **371** | **104** | **607** | **86** | **731** |

***Source: ITC Geneva***

**Table 2.20**

**INDIA : MONTHLY AVERAGE LOCAL PRICE OF BLACK PEPPER, 2009 - 2018**

| Month | Malabar ungarbled black at Kochi (INR / 100kg) | | | | | | | | | |
|---|---|---|---|---|---|---|---|---|---|---|
| | 2009 | 2010 | 2011 | 2012 | 2013 | 2014 | 2015 | 2016 | 2017 | 2018 |
| January | 11,395 | 13,005 | 21,429 | 30,750 | 37,932 | 49,432 | 62,705 | 62,477 | 65,364 | 41,965 |
| February | 10,760 | 12,645 | 22,095 | 31,348 | 39,519 | 50,938 | 58,562 | 62,029 | 59,755 | 39,795 |
| March | 10,409 | 13,178 | 22,087 | 38,582 | 35,109 | 51,177 | 53,832 | 63,264 | 58,534 | 37,600 |
| April | 12,019 | 14,662 | 25,100 | 36,748 | 34,514 | 60,081 | 56,500 | 67,667 | 57,412 | 36,876 |
| May | 12,186 | 15,641 | 27,895 | 37,052 | 33,887 | 70,004 | 59,239 | 69,330 | 51,685 | 36,474 |
| June | 12,441 | 15,873 | 27,141 | 38,152 | 34,748 | 68,257 | 62,276 | 68,876 | 49,224 | 35,786 |
| July | 12,141 | 19,055 | 26,924 | 39,814 | 38,555 | 71,382 | 62,732 | 69,327 | 48,241 | 33,488 |
| August | 14,048 | 19,330 | 28,983 | 39,883 | 39,715 | 71,200 | 63,309 | 69,143 | 47,987 | 36,050 |
| September | 13,850 | 19,345 | 31,923 | 39,510 | 40,615 | 67,245 | 63,155 | 69,030 | 44,710 | 38,100 |
| October | 14,075 | 18,763 | 33,543 | 40,361 | 42,422 | 66,798 | 64,520 | 67,996 | 42,641 | 37,362 |
| November | 14,264 | 20,777 | 32,764 | 38,641 | 48,382 | 69,255 | 67,643 | 65,995 | 40,709 | 37,317 |
| December | 13,459 | 20,805 | 33,940 | 37,070 | 49,900 | 67,685 | 65,990 | 67,490 | 41,240 | 36,781 |
| **Average** | **13,017** | **12,587** | **16,923** | **27,819** | **37,326** | **39,608** | **61,705** | **66,885** | **50,625** | **37,299** |

**Table 2.21**

**INDIA : MONTHLY AVERAGE FOB PRICE OF BLACK PEPPER, 2009 - 2018**

| Month | Malabar Garbled 1 at Cochin (US$/M.Ton) | | | | | | | | | |
|---|---|---|---|---|---|---|---|---|---|---|
| | 2009 | 2010 | 2011 | 2012 | 2013 | 2014 | 2015 | 2016 | 2017 | 2018 |
| January | 2,551 | 3,041 | 4,943 | 6,225 | 7,173 | 8,140 | 10,291 | 9,394 | 9,793 | 6,908 |
| February | 2,382 | 2,946 | 5,086 | 6,572 | 7,535 | 8,336 | 9,616 | 9,246 | 9,106 | 6,494 |
| March | 2,238 | 3,115 | 5,134 | 7,830 | 6,638 | 8,555 | 8,773 | 9,629 | 9,085 | 6,091 |
| April | 2,603 | 3,513 | 5,882 | 7,283 | 6,551 | 10,114 | 9,161 | 10,357 | 9,063 | 5,922 |
| May | 2,722 | 3,589 | 6,433 | 6,956 | 6,385 | 11,951 | 9,430 | 10,527 | 8,189 | 5,699 |
| June | 2,758 | 3,616 | 6,276 | 6,981 | 6,081 | 11,609 | 9,926 | 10,430 | 7,834 | 5,573 |
| July | 2,722 | 4,282 | 6,318 | 7,369 | 6,619 | 12,071 | 9,989 | 10,504 | 7,689 | 5,164 |
| August | 3,101 | 4,351 | 6,628 | 7,367 | 6,418 | 11,841 | 9,855 | 10,530 | 7,710 | 5,473 |
| September | 3,086 | 4,444 | 6,816 | 7,427 | 6,576 | 11,235 | 9,674 | 10,556 | 7,165 | 5,557 |
| October | 3,166 | 4,417 | 6,973 | 7,797 | 7,036 | 11,073 | 10,045 | 10,382 | 6,753 | 5,346 |
| November | 3,282 | 4,849 | 6,629 | 7,206 | 7,887 | 11,386 | 10,326 | 9,939 | 6,477 | 5,476 |
| December | 3,107 | 4,821 | 6,650 | 6,970 | 8,221 | 10,947 | 10,084 | 10,113 | 6,625 | 5,476 |
| **Average** | **3,282** | **2,810** | **6,147** | **7,165** | **6,927** | **10,605** | **9,764** | **10,134** | **7,957** | **5,765** |

# INDONESIA

# INDONESIA




Indonesia produces black and white pepper. Black pepper is mostly produced in Lampung and known as Lampung black pepper and white pepper is traditionally produced in Bangka and known as Muntok white pepper. Other main producing areas are East Kalimantan, West Kalimantan, Sulawesi, Bengkulu and South Sumatera. Pepper produced in Kalimantan and Sulawesi is mainly white pepper; while Bengkulu and South Sumatera produce black pepper.

During 2018, Indonesia is estimated to have produced 70,000 Mt of pepper. Out of this 28,000 Mt was black and 42,000 Mt was white pepper. Production in 2018 was the same like in 2017, but 9% higher when compared to the average of the last ten years.

During 2018, Indonesia exported 47,613 Mt of pepper comprising 19,183 Mt (40%) of black pepper and 28,430 Mt of white pepper. The total export in 2018 was higher by 12% compared to the 42,687 Mt achieved in 2017. The main destination for Indonesian pepper was Viet Nam, India and the United States of America.

| **Indonesia** | **2018** | **2014** | **Average (2014 – 2018)** |
|---|---|---|---|
| Area under pepper (HA) | 117,900 | 115,000 | 116,680 |
| Pepper Production (MT) | 70,000 | 52,000 | 69,800 |
| Pepper Export (MT) | 47,613 | 34,733 | 47,242 |
| Export Earnings from pepper (USD'000) | 152,462 | 323,804, | 338,132 |
| Import of pepper (MT) | 846 | 6,029 | 2,351 |
| Domestic Consumption (MT) | 29,500 | 20,000 | 25,600 |
| Exchange Rate (IDR/USD) | 14,250 | 11,879 | 13,243 |

**Tabel 2.22**

**INDONESIA : AREA, PRODUCTION AND CONSUMPTION OF PEPPER**

**2009 - 2018**

| Year | Productive Area (in Ha) | Production (Metric tons) | | | Consumption (in Mt) |
|---|---|---|---|---|---|
| | | Black | White | Total | |
| 2009 | 113,683 | 33,000 | 17,000 | 50,000 | 16,000 |
| 2010 | 110,621 | 40,000 | 19,000 | 59,000 | 16,200 |
| 2011 | 110,900 | 30,000 | 17,000 | 47,000 | 16,400 |
| 2012 | 112,856 | 55,000 | 20,000 | 75,000 | 16,600 |
| 2013 | 113,000 | 37,500 | 26,000 | 63,500 | 18,000 |
| 2014 | 115,000 | 27,000 | 25,000 | 52,000 | 20,000 |
| 2015 | 116,000 | 49,000 | 31,000 | 80,000 | 23,500 |
| 2016 | 117,000 | 42,000 | 35,000 | 77,000 | 26,000 |
| 2017 | 117,500 | 30,000 | 40,000 | 70,000 | 29,000 |
| 2018 | 117,900 | 28,000 | 42,000 | 70,000 | 29,500 |

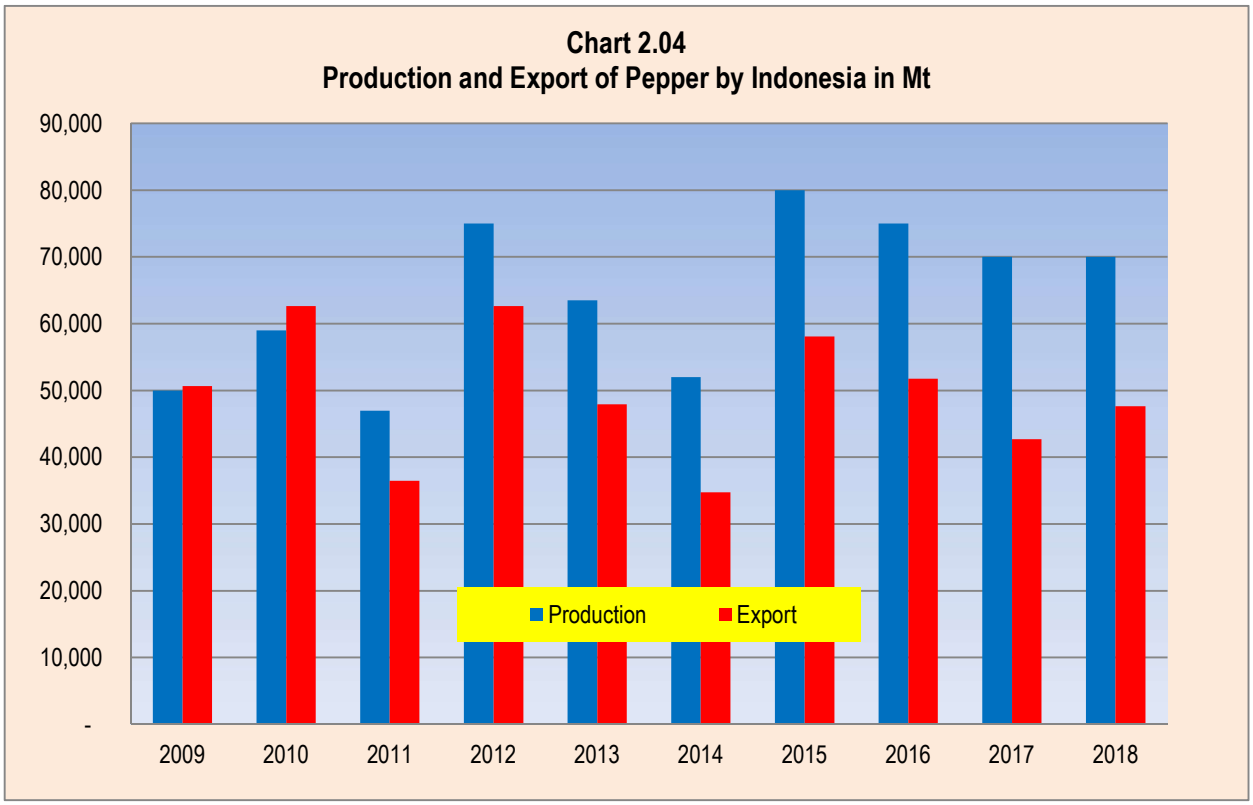

**Tabel 2.23**

**INDONESIA: ANNUAL EXPORT OF BLACK AND WHITE PEPPER**

**2009 - 2018**

| Year | Black Pepper | | White Pepper | | T o t a l | |
|---|---|---|---|---|---|---|
| | M.Tons | US$'000 | M.Tons | US$'000 | M.Tons | US$'000 |
| 2009 | 39,178 | 92,671 | 11,465 | 47,642 | 50,642 | 140,313 |
| 2010 | 49,097 | 172,223 | 13,502 | 73,701 | 62,599 | 245,924 |
| 2011 | 25,368 | 117,396 | 11,119 | 97,285 | 36,487 | 214,681 |
| 2012 | 49,500 | 304,977 | 13,107 | 118,500 | 62,608 | 423,477 |
| 2013 | 31,347 | 197,102 | 16,561 | 149,871 | 47,908 | 346,973 |
| 2014 | 19,496 | 151,364 | 15,237 | 172,440 | 34,733 | 323,804 |
| 2015 | 37,869 | 321,046 | 20,206 | 227,148 | 58,075 | 548,194 |
| 2016 | 32,104 | 235,242 | 20,996 | 194,898 | 53,100 | 430,140 |
| 2017 | 19,483 | 98,466 | 23,204 | 137,596 | 42,687 | 236,062 |
| 2018 | 19,183 | 55,247 | 28,430 | 97,215 | 47,613 | 152,462 |

**Tabel 2.24**

**INDONESIA: ANNUAL EXPORT OF WHOLE AND GROUND PEPPER**

**2009 - 2018**

| Year | Whole Pepper | | Ground Pepper | | T o t a l | |
|---|---|---|---|---|---|---|
| | M.Tons | US$'000 | M.Tons | US$'000 | M.Tons | US$'000 |
| 2009 | 50,279 | 139,079 | 363 | 1,234 | 50,642 | 140,313 |
| 2010 | 62,213 | 244,373 | 386 | 1,551 | 62,599 | 245,924 |
| 2011 | 35,568 | 208,587 | 919 | 6,094 | 36,487 | 214,681 |
| 2012 | 61,650 | 416,320 | 958 | 7,157 | 62,608 | 423,477 |
| 2013 | 46,807 | 337,839 | 1,101 | 9,134 | 47,908 | 346,973 |
| 2014 | 33,348 | 310,138 | 1,385 | 13,666 | 34,733 | 323,804 |
| 2015 | 56,349 | 531,640 | 1,726 | 16,550 | 58,075 | 548,190 |
| 2016 | 51,759 | 416,581 | 1,341 | 13,560 | 53,100 | 430,141 |
| 2017 | 41,647 | 228,357 | 1,041 | 7,705 | 42,688 | 236,062 |
| 2018 | 46,502 | 147,389 | 1,111 | 5,073 | 47,613 | 152,462 |

**Table 2.25**
**INDONESIA: EXPORT OF BLACK PEPPER BY COUNTRY OF DESTINATION**

| Country of destination | 2014 | | 2015 | | 2016 | | 2017 | | 2018 | |
|---|---|---|---|---|---|---|---|---|---|---|
| | MT | $'000 | MT | $'000 | MT | $'000 | MT | $'000 | MT | $'000 |
| Viet Nam | 3,088 | 19,551 | 15,922 | 127,305 | 10,306 | 64,278 | 5,163 | 18,530 | 4,258 | 9,670 |
| India | 3,654 | 26,579 | 3,968 | 27,935 | 5,871 | 43,683 | 3,540 | 16,616 | 3,118 | 9,440 |
| United States of America | 4,513 | 35,999 | 8,165 | 78,448 | 5,997 | 49,223 | 4,505 | 28,381 | 2,392 | 8,185 |
| China | 947 | 9,570 | 2,101 | 21,151 | 1,303 | 12,495 | 376 | 1,888 | 830 | 2,677 |
| Germany | 865 | 7,107 | 974 | 9,200 | 1,149 | 9,381 | 620 | 2,952 | 507 | 1,844 |
| France | 329 | 2,496 | 485 | 4,700 | 1,529 | 12,815 | 1,093 | 7,836 | 412 | 1,410 |
| Russian Federation | 75 | 600 | 176 | 1,584 | 257 | 2,107 | 430 | 2,162 | 385 | 1,113 |
| Hong Kong, China | 70 | 716 | 71 | 708 | 144 | 1,210 | 378 | 1,942 | 357 | 1,176 |
| Taipei, Chinese | 104 | 886 | 34 | 276 | 118 | 942 | 147 | 1,021 | 301 | 904 |
| Singapore | 3,238 | 27,236 | 2,238 | 21,324 | 593 | 4,857 | 497 | 2,670 | 282 | 1,111 |
| Japan | 354 | 3,419 | 322 | 3,576 | 203 | 1,879 | 200 | 1,071 | 220 | 731 |
| Netherlands | 340 | 3,212 | 406 | 3,936 | 1,265 | 9,041 | 343 | 1,878 | 193 | 777 |
| Poland | 25 | 248 | 50 | 484 | - | - | 131 | 544 | 174 | 594 |
| Spain | - | - | 8 | 2 | 38 | 307 | 38 | 180 | 105 | 286 |
| Turkey | 1 | 5 | 23 | 66 | 313 | 633 | 111 | 276 | 87 | 101 |
| Italy | 151 | 1,399 | 191 | 1,725 | 342 | 3,166 | 215 | 1,259 | 84 | 289 |
| Malaysia | 25 | 102 | 79 | 677 | 328 | 2,660 | 98 | 566 | 70 | 212 |
| Canada | 3 | 27 | 110 | 994 | 34 | 349 | 66 | 421 | 56 | 265 |
| Dominican Republic | - | - | 10 | 87 | 36 | 163 | 39 | 198 | 45 | 132 |
| Greece | 0 | 1 | 54 | 277 | 12 | 24 | 24 | 45 | 42 | 106 |
| Belgium | 166 | 1,431 | 219 | 2,429 | 37 | 409 | 6 | 38 | 31 | 133 |
| Australia | 181 | 1,623 | 90 | 943 | 5 | 23 | 55 | 265 | 25 | 68 |
| United Kingdom | 24 | 201 | 24 | 223 | 9 | 103 | 41 | 388 | 18 | 69 |
| Korea, Republic of | - | - | 16 | 180 | 314 | 2,246 | 117 | 795 | 18 | 63 |
| Philippines | 159 | 427 | 250 | 619 | 110 | 351 | 5 | 25 | 14 | 51 |
| Pakistan | 91 | 131 | 111 | 328 | 367 | 1,891 | 239 | 1,137 | 14 | 48 |
| Estonia | - | - | - | - | - | - | 5 | 21 | 5 | 20 |
| United Arab Emirates | 11 | 43 | 32 | 154 | 111 | 126 | 142 | 594 | 5 | 5 |
| Nicaragua | - | - | - | - | 3 | 17 | 3 | 15 | 5 | 15 |
| Iraq | - | - | - | - | - | - | 44 | 47 | - | - |
| Myanmar | - | - | - | - | - | - | 3 | 25 | - | - |
| Lithuania | - | - | - | - | 40 | 262 | 25 | 165 | - | - |
| Portugal | - | - | - | - | 45 | 378 | 50 | 225 | - | - |
| Romania | 73 | 294 | - | - | 41 | 245 | 10 | 11 | - | - |
| Iran, Islamic Republic of | - | - | - | - | 25 | 238 | 14 | 88 | - | - |
| Bangladesh | 7 | 54 | 52 | 75 | 16 | 33 | 26 | 72 | - | - |
| Senegal | - | - | - | - | - | - | 14 | 21 | - | - |
| Egypt | 20 | 30 | 64 | 209 | 39 | 235 | 28 | 131 | - | - |
| Bulgaria | 20 | 49 | 5 | 49 | - | - | 16 | 30 | - | - |
| Latvia | 1 | 7 | - | - | - | - | 12 | 77 | - | - |
| Others | 261 | 2,013 | 435 | 2,351 | 466 | 3,663 | 32 | 177 | 77 | 224 |
| **Total** | **18,797** | **145,456** | **36,684** | **312,015** | **31,466** | **229,433** | **18,900** | **94,783** | **14,129** | **41,719** |

*Note: figures excluding ground pepper*

**Table 2.26**
**INDONESIA: EXPORT OF WHITE PEPPER BY COUNTRY OF DESTINATION**

| Country of destination | 2014 | | 2015 | | 2016 | | 2017 | | 2018 | |
|---|---|---|---|---|---|---|---|---|---|---|
| | MT | $'000 | MT | $'000 | MT | $'000 | MT | $'000 | MT | $'000 |
| Viet Nam | 2,827 | 27,667 | 6,723 | 52,334 | 8,797 | 56,748 | 11,174 | 49,442 | 16,637 | 43,002 |
| United States of America | 1,586 | 19,782 | 1,948 | 26,289 | 2,539 | 29,338 | 2,607 | 20,242 | 2,049 | 9,424 |
| Germany | 1,474 | 17,246 | 1,679 | 21,633 | 1,072 | 11,782 | 1,654 | 11,904 | 1,647 | 7,289 |
| Singapore | 4,832 | 56,052 | 4,394 | 56,844 | 2,631 | 29,722 | 2,191 | 15,656 | 1,310 | 6,120 |
| India | 273 | 2,876 | 284 | 3,621 | 587 | 4,407 | 1,032 | 4,328 | 1,252 | 4,331 |
| Netherlands | 739 | 8,934 | 1,189 | 15,930 | 1,093 | 13,081 | 940 | 7,631 | 1,053 | 5,194 |
| Taipei, Chinese | 677 | 7,553 | 542 | 6,508 | 795 | 8,672 | 740 | 5,275 | 901 | 4,143 |
| Japan | 693 | 8,914 | 939 | 13,625 | 979 | 12,747 | 462 | 3,732 | 869 | 4,407 |
| Malaysia | 611 | 6,711 | 671 | 9,166 | 578 | 7,474 | 569 | 4,755 | 583 | 3,055 |
| France | 373 | 4,282 | 410 | 5,400 | 468 | 5,883 | 226 | 2,116 | 512 | 2,395 |
| Korea, Republic of | 39 | 562 | 45 | 626 | 43 | 458 | 455 | 3,572 | 315 | 1,722 |
| China | 72 | 829 | 48 | 672 | 73 | 915 | 103 | 754 | 263 | 1,283 |
| Italy | 23 | 278 | 151 | 1,433 | 150 | 1,625 | 169 | 1,428 | 225 | 1,088 |
| Spain | 15 | 194 | 12 | 3 | 60 | 618 | 47 | 290 | 118 | 569 |
| Australia | - | - | 34 | 460 | - | - | - | - | 87 | 448 |
| United Kingdom | 15 | 198 | 43 | 575 | 35 | 419 | 21 | 282 | 66 | 278 |
| Pakistan | 42 | 73 | 40 | 108 | 78 | 445 | 100 | 491 | 62 | 138 |
| Philippines | 65 | 307 | 96 | 222 | 37 | 229 | 31 | 198 | 36 | 184 |
| United Arab Emirates | - | - | - | - | 25 | 226 | 21 | 99 | 27 | 58 |
| Dominican Republic | - | - | - | - | 14 | 100 | 11 | 82 | 9 | 47 |
| Hong Kong, China | 91 | 1,097 | 128 | 1,770 | 92 | 1,048 | 45 | 368 | 8 | 41 |
| Belgium | 91 | 1,105 | 105 | 1,472 | 20 | 231 | 15 | 167 | 5 | 34 |
| Timor-Leste | - | - | 8 | 1 | 2 | 2 | 3 | 5 | 3 | 1 |
| Sweden | - | - | - | - | - | - | 0 | 1 | 2 | 14 |
| Mauritius | 0 | 1 | 0 | 1 | 0 | 1 | 0 | 3 | 0 | 2 |
| Canada | - | - | 16 | 220 | 17 | 216 | - | - | 0 | 4 |
| Saudi Arabia | - | - | 17 | 212 | - | - | 1 | 6 | - | - |
| Senegal | - | - | - | - | - | - | 5 | 28 | - | - |
| Lithuania | - | - | - | - | - | - | 5 | 54 | - | - |
| Turkey | - | - | - | - | 15 | 20 | 25 | 40 | - | - |
| Switzerland | - | - | - | - | 1 | 4 | - | - | - | - |
| Tanzania, United Republic | - | - | - | - | - | - | 3 | 24 | - | - |
| Bangladesh | 14 | 19 | 38 | 42 | 24 | 28 | 17 | 39 | - | - |
| Russian Federation | - | - | - | - | 1 | 10 | 10 | 54 | - | - |
| Macao, China | - | - | - | - | 0 | 2 | - | - | - | - |
| Portugal | - | - | - | - | - | - | 25 | 170 | - | - |
| Romania | - | - | - | - | 15 | 143 | 17 | 111 | - | - |
| Morocco | - | - | 38 | 67 | 10 | 69 | 3 | 18 | - | - |
| Argentina | - | - | 18 | 260 | 41 | 479 | 18 | 185 | - | - |
| Myanmar | - | - | - | - | - | - | 3 | 25 | - | - |
| Others | 0 | - | 45 | 134 | - | 5 | - | - | 3 | 15 |
| **Total** | **14,551** | **164,680** | **19,661** | **219,628** | **20,292** | **187,147** | **22,746** | **133,575** | **28,043** | **95,286** |

*Note: Figures excluding ground pepper*

**Table 2.27**
**INDONESIA: EXPORT OF WHOLE PEPPER BY COUNTRY OF DESTINATION**

| Country of destination | 2014 | | 2015 | | 2016 | | 2017 | | 2018 | |
|---|---|---|---|---|---|---|---|---|---|---|
| | MT | $'000 | MT | $'000 | MT | $'000 | MT | $'000 | MT | $'000 |
| Viet Nam | 5,915 | 47,218 | 22,645 | 179,639 | 19,103 | 121,027 | 16,336 | 67,972 | 23,278 | 56,431 |
| India | 3,926 | 29,455 | 4,252 | 31,556 | 6,459 | 48,089 | 4,572 | 20,945 | 5,688 | 18,310 |
| United States of America | 6,099 | 55,782 | 10,113 | 104,738 | 8,536 | 78,561 | 7,112 | 48,624 | 4,458 | 17,668 |
| Germany | 2,339 | 24,353 | 2,653 | 30,833 | 2,221 | 21,163 | 2,274 | 14,856 | 2,156 | 9,171 |
| Singapore | 8,070 | 83,288 | 6,631 | 78,168 | 3,224 | 34,580 | 2,688 | 18,326 | 1,593 | 7,233 |
| Netherlands | 1,079 | 12,146 | 1,595 | 19,866 | 2,358 | 22,121 | 1,283 | 9,509 | 1,246 | 5,971 |
| Taipei, Chinese | 781 | 8,439 | 576 | 6,784 | 913 | 9,614 | 887 | 6,296 | 1,203 | 5,050 |
| China | 1,019 | 10,399 | 2,149 | 21,823 | 1,376 | 13,410 | 479 | 2,641 | 1,093 | 3,961 |
| Japan | 1,047 | 12,334 | 1,262 | 17,202 | 1,181 | 14,626 | 662 | 4,804 | 1,093 | 5,178 |
| France | 702 | 6,777 | 895 | 10,100 | 1,997 | 18,698 | 1,319 | 9,951 | 939 | 4,091 |
| Malaysia | 636 | 6,813 | 750 | 9,842 | 906 | 10,134 | 667 | 5,321 | 667 | 3,340 |
| Pakistan | 133 | 204 | 151 | 436 | 444 | 2,336 | 339 | 1,628 | 421 | 1,100 |
| Russian Federation | 75 | 600 | 176 | 1,584 | 258 | 2,118 | 440 | 2,216 | 385 | 1,113 |
| Hong Kong, China | 162 | 1,813 | 199 | 2,478 | 236 | 2,258 | 423 | 2,310 | 365 | 1,218 |
| Korea, Republic of | 39 | 562 | 61 | 805 | 357 | 2,705 | 572 | 4,367 | 333 | 1,785 |
| Italy | 174 | 1,677 | 342 | 3,158 | 492 | 4,791 | 384 | 2,687 | 328 | 1,483 |
| Spain | 15 | 194 | 20 | 5 | 98 | 926 | 85 | 470 | 223 | 855 |
| Poland | 25 | 248 | 50 | 484 | - | - | 131 | 544 | 174 | 594 |
| United Arab Emirates | 11 | 43 | 32 | 154 | 136 | 352 | 163 | 693 | 130 | 285 |
| Australia | 181 | 1,623 | 124 | 1,403 | 5 | 23 | 55 | 265 | 112 | 519 |
| Turkey | 1 | 5 | 23 | 66 | 328 | 653 | 135 | 315 | 87 | 101 |
| United Kingdom | 39 | 398 | 67 | 798 | 44 | 522 | 63 | 670 | 85 | 355 |
| Canada | 3 | 27 | 126 | 1,214 | 51 | 564 | 66 | 421 | 56 | 271 |
| Dominican Republic | - | - | 10 | 87 | 50 | 263 | 50 | 281 | 54 | 179 |
| Philippines | 224 | 734 | 346 | 841 | 147 | 580 | 36 | 223 | 50 | 235 |
| Greece | - | 2 | 57 | 319 | 12 | 24 | 24 | 45 | 44 | 116 |
| Belgium | 257 | 2,537 | 324 | 3,901 | 57 | 640 | 21 | 204 | 36 | 166 |
| Thailand | - | - | - | 5 | - | - | 8 | 34 | 33 | 84 |
| Bangladesh | 21 | 73 | 90 | 117 | 40 | 60 | 43 | 112 | 30 | 83 |
| Morocco | - | - | 38 | 67 | 16 | 117 | 17 | 97 | 18 | 69 |
| Latvia | 1 | 7 | - | - | - | - | 12 | 77 | - | - |
| Argentina | - | - | 22 | 270 | 48 | 517 | 18 | 185 | - | - |
| Lithuania | - | - | - | - | 40 | 262 | 30 | 219 | - | - |
| Iran, Islamic Republic of | - | - | - | - | 25 | 238 | 14 | 88 | - | - |
| Senegal | - | - | - | - | - | - | 19 | 49 | - | - |
| Iraq | - | - | - | - | - | - | 44 | 47 | - | - |
| Egypt | 20 | 30 | 102 | 277 | 39 | 235 | 28 | 131 | - | - |
| Bulgaria | 20 | 49 | 5 | 49 | - | - | 16 | 30 | - | - |
| Portugal | - | - | - | - | 45 | 378 | 75 | 395 | - | - |
| Romania | 73 | 294 | - | - | 62 | 391 | 27 | 122 | - | - |
| Others | 261 | 2,012 | 459 | 2,573 | 455 | 3,605 | 30 | 187 | 126 | 375 |
| **Total** | **33,348** | **310,136** | **56,345** | **531,642** | **51,759** | **416,581** | **41,647** | **228,357** | **46,504** | **147,390** |

**Table 2.28**
**INDONESIA: EXPORT OF GROUND PEPPER BY COUNTRY OF DESTINATION**

| Country of destination | 2014 | | 2015 | | 2016 | | 2017 | | 2018 | |
|---|---|---|---|---|---|---|---|---|---|---|
| | MT | $'000 | MT | $'000 | MT | $'000 | MT | $'000 | MT | $'000 |
| Japan | 402 | 4,526 | 559 | 6,789 | 497 | 5,268 | 388 | 2,777 | 494 | 2,280 |
| Netherlands | 343 | 3,891 | 301 | 3,949 | 450 | 5,179 | 395 | 3,416 | 346 | 1,615 |
| Belgium | 164 | 1,789 | 85 | 1,150 | 1 | 13 | 23 | 178 | 93 | 439 |
| United States of Americ | 31 | 287 | 2 | 18 | 4 | 40 | 25 | 162 | 49 | 192 |
| United Kingdom | 73 | 577 | 67 | 842 | 28 | 323 | 48 | 344 | 35 | 209 |
| Viet Nam | 67 | 118 | 50 | 272 | 192 | 1,233 | 28 | 14 | 28 | 13 |
| Timor-Leste | 62 | 47 | 38 | 57 | 27 | 22 | 15 | 20 | 23 | 12 |
| Australia | 17 | 127 | 18 | 149 | 12 | 94 | 12 | 80 | 11 | 47 |
| Germany | 122 | 1,339 | 213 | 1,729 | 75 | 848 | 30 | 172 | 6 | 33 |
| Hong Kong, China | 2 | 42 | 3 | 80 | 2 | 68 | 10 | 154 | 5 | 96 |
| Romania | - | - | - | - | - | - | 12 | 14 | 4 | 4 |
| Malaysia | 3 | 63 | 6 | 29 | 1 | 24 | 1 | 14 | 3 | 36 |
| Taipei, Chinese | 4 | 14 | 1 | 29 | 2 | 43 | 4 | 54 | 2 | 30 |
| Singapore | - | 1 | 1 | 7 | 4 | 12 | 5 | 56 | 1 | 6 |
| Mauritius | - | - | 1 | 6 | - | 3 | - | 4 | 1 | 6 |
| United Arab Emirates | 8 | 4 | - | - | 7 | 3 | 2 | 1 | | - |
| Saudi Arabia | - | - | 3 | 27 | - | - | - | 6 | - | 4 |
| Korea, Republic of | - | - | - | - | - | - | 2 | 16 | | - |
| Jordan | 1 | 10 | - | - | - | - | - | - | | |
| Algeria | - | - | 230 | 415 | - | - | - | - | | |
| Bangladesh | 6 | 51 | - | - | - | - | - | - | | |
| India | 14 | 132 | 21 | 65 | - | 1 | 22 | 116 | | - |
| China | - | - | - | - | - | 2 | - | - | | - |
| Spain | - | - | - | - | - | - | 10 | 63 | | - |
| Canada | 1 | 7 | 8 | 90 | - | - | - | - | | |
| Iraq | 2 | 2 | 6 | 6 | - | - | - | - | - | 5 |
| Italy | - | - | 15 | 225 | 15 | 218 | - | - | | - |
| Switzerland | 15 | 164 | - | - | - | - | - | - | | |
| Morocco | - | - | 4 | 36 | - | - | - | - | | |
| Denmark | 10 | 99 | 16 | 197 | - | - | - | - | | |
| Central African Republic | - | - | - | - | - | - | 1 | 8 | | - |
| Nigeria | - | - | 32 | 219 | - | - | - | - | | |
| France | 40 | 375 | - | - | - | - | 3 | 21 | | - |
| Greece | - | 2 | 5 | 42 | - | - | 3 | 15 | | - |
| Pakistan | - | - | 26 | 94 | 8 | 2 | - | - | | - |
| Philippines | - | - | 21 | 31 | 16 | 163 | - | - | | - |
| Others | - | - | - | - | - | 1 | 2 | - | 10 | 46 |
| **Total** | **1,387** | **13,667** | **1,732** | **16,553** | **1,341** | **13,560** | **1,041** | **7,705** | **1,111** | **5,073** |

**Table 2.29**

**INDONESIA: IMPORT OF WHOLE PEPPER BY COUNTRY OF ORIGIN**

| Country of origin | 2014 | | 2015 | | 2016 | | 2017 | | 2018 | |
|---|---|---|---|---|---|---|---|---|---|---|
| | MT | $'000 | MT | $'000 | MT | $'000 | MT | $'000 | MT | $'000 |
| Viet Nam | 5,570 | 45,486 | 786 | 7,390 | 1,845 | 14,842 | 560 | 3,065 | 387 | 1,495 |
| India | 2 | 37 | - | 7 | - | - | 42 | 73 | 95 | 598 |
| Indonesia Metadata | - | 4 | - | - | 383 | 4,018 | 15 | 168 | 73 | 351 |
| United States of Americ | - | 2 | - | 1 | - | - | - | - | 25 | 108 |
| Korea, Republic of | - | - | - | 1 | - | - | 4 | 8 | 17 | 101 |
| Italy | - | 2 | - | - | - | - | 1 | 12 | 15 | 65 |
| Japan | - | 1 | - | - | - | - | - | - | 14 | 93 |
| Australia | - | 2 | - | 3 | - | 4 | 1 | 18 | 2 | 25 |
| Malaysia | 195 | 1,770 | 136 | 1,505 | 61 | 566 | - | - | 1 | 7 |
| Thailand | - | - | 11 | 34 | 2 | 6 | - | - | - | - |
| United Arab Emirates | - | 1 | - | - | - | - | - | - | | |
| China | - | - | - | - | - | - | 15 | 13 | - | - |
| France | - | 7 | - | - | - | - | - | - | | |
| Netherlands | - | - | 15 | 22 | - | - | - | - | | |
| Brazil | 70 | 461 | 352 | 3,300 | 340 | 2,938 | - | - | - | - |
| Singapore | 114 | 800 | - | 1 | 24 | 242 | 25 | 125 | - | - |
| Ecuador | - | - | 25 | 212 | 30 | 247 | - | - | - | - |
| Spain | - | - | - | 9 | 2 | 30 | - | - | - | - |
| Germany | - | - | - | - | 34 | 51 | 50 | 318 | - | - |
| Others | 1 | - | 1 | - | 1 | 1 | - | 1 | 147 | 346 |
| **Total** | **5,952** | **48,573** | **1,326** | **12,485** | **2,722** | **22,945** | **713** | **3,801** | **776** | **3,189** |

**Table 2.30**

**INDONESIA: IMPORT OF GROUND PEPPER BY COUNTRY OF ORIGIN**

| Country of origin | 2014 | | 2015 | | 2016 | | 2017 | | 2018 | |
|---|---|---|---|---|---|---|---|---|---|---|
| | MT | $'000 | MT | $'000 | MT | $'000 | MT | $'000 | MT | $'000 |
| United States of Americ | 9 | 50 | 8 | 29 | 9 | 31 | 10 | 49 | 13 | 44 |
| Netherlands | 10 | 103 | 11 | 119 | 8 | 107 | 8 | 94 | 11 | 105 |
| Japan | 1 | 4 | - | 2 | - | 1 | 3 | 20 | 10 | 67 |
| Korea, Republic of | 3 | 18 | 2 | 12 | 2 | 11 | 4 | 15 | 10 | 25 |
| Australia | 1 | 4 | 1 | 4 | 1 | 4 | 9 | 76 | 10 | 112 |
| Malaysia | 1 | 11 | 2 | 23 | 3 | 55 | 2 | 36 | 9 | 115 |
| Viet Nam | 47 | 45 | 5 | 71 | 5 | 72 | 7 | 82 | 4 | 29 |
| United Arab Emirates | 1 | 1 | 1 | 1 | 3 | 4 | 3 | 5 | 2 | 5 |
| Thailand | - | 1 | 1 | 11 | - | 5 | - | 7 | 1 | 15 |
| Saudi Arabia | - | - | - | - | - | 4 | - | - | - | - |
| India | - | 7 | 1 | 19 | 2 | 38 | 1 | 21 | - | - |
| France | - | - | - | 8 | - | - | - | - | | |
| Indonesia Metadata | 2 | 36 | 1 | 10 | 2 | 34 | - | - | | |
| Brazil | 2 | 39 | 1 | 17 | - | 4 | - | 7 | - | - |
| United Kingdom | - | - | - | - | 1 | 17 | - | - | - | 1 |
| Ireland | - | - | - | - | - | 3 | - | - | - | - |
| Hong Kong, China | - | - | - | - | - | - | - | - | - | - |
| Egypt | - | - | - | 4 | - | - | - | - | | |
| Taipei, Chinese | - | - | - | - | - | - | - | - | | |
| Singapore | - | 11 | - | 1 | - | 2 | - | 6 | - | 1 |
| China | - | 9 | - | 2 | - | 1 | 1 | 5 | - | - |
| Others | - | - | - | - | 1 | | 2 | | - | 1 |
| **Total** | **77** | **339** | **34** | **333** | **37** | **393** | **50** | **423** | **70** | **520** |

**Tabel 2.31**

**INDONESIA: MONTHLY AVERAGE LOCAL PRICE OF BLACK PEPPER, 2009 - 2018**

| Month | Price in IDR per Kg | | | | | | | | | |
|---|---|---|---|---|---|---|---|---|---|---|
| | 2009 | 2010 | 2011 | 2012 | 2013 | 2014 | 2015 | 2016 | 2017 | 2018 |
| January | 20,929 | 23,000 | 37,595 | 49,136 | 55,318 | 83,977 | 107,045 | 105,182 | 76,000 | 41,413 |
| February | 22,200 | 22,725 | 38,125 | 51,238 | 55,143 | 80,452 | 104,619 | 105,381 | 72,190 | 37,500 |
| March | 21,000 | 22,663 | 37,043 | 58,295 | 55,341 | 76,386 | 105,864 | 102,409 | 67,500 | 39,091 |
| April | 20,643 | 25,476 | 43,548 | 55,357 | 54,833 | 79,238 | 105,762 | 102,357 | 69,167 | 37,762 |
| May | 20,000 | 25,898 | 45,841 | 53,761 | 53,565 | 85,130 | 108,261 | 102,000 | 54,935 | 37,435 |
| June | 20,409 | 25,977 | 45,523 | 52,667 | 54,238 | 88,714 | 112,095 | 102,952 | 43,595 | 35,048 |
| July | 20,182 | 28,989 | 47,071 | 49,295 | 54,682 | 98,295 | 113,977 | 98,250 | 47,727 | 34,818 |
| August | 24,130 | 28,065 | 51,978 | 48,522 | 60,565 | 104,413 | 114,304 | 93,043 | 54,022 | 30,409 |
| September | 25,222 | 29,700 | 59,432 | 53,625 | 70,150 | 106,375 | 119,375 | 83,250 | 52,500 | 30,635 |
| October | 24,064 | 30,565 | 64,762 | 52,761 | 72,609 | 107,522 | 106,087 | 73,783 | 46,043 | 36,326 |
| November | 23,545 | 35,477 | 59,682 | 52,000 | 77,818 | 108,045 | 106,591 | 70,182 | 44,136 | 37,464 |
| December | 23,382 | 36,250 | 55,600 | 52,250 | 84,900 | 110,250 | 105,250 | 76,250 | 43,250 | 33,275 |
| **Average** | **22,142** | **27,899** | **48,850** | **52,409** | **62,430** | **94,067** | **109,103** | **92,920** | **55,922** | **35,931** |

**Tabel 2.32**

**INDONESIA: MONTHLY AVERAGE LOCAL PRICE OF WHITE PEPPER, 2009 - 2018**

| MONTH | Price in IDR per Kg | | | | | | | | | |
|---|---|---|---|---|---|---|---|---|---|---|
| | 2009 | 2010 | 2011 | 2012 | 2013 | 2014 | 2015 | 2016 | 2017 | 2018 |
| January | 37,238 | 39,119 | 60,571 | 75,795 | 80,795 | 119,864 | 148,136 | 152,500 | 123,318 | 64,478 |
| February | 40,050 | 39,050 | 63,850 | 76,405 | 84,119 | 118,524 | 151,762 | 157,952 | 115,905 | 62,800 |
| March | 38,500 | 40,043 | 61,348 | 81,727 | 81,523 | 118,364 | 166,955 | 160,364 | 109,682 | 61,182 |
| April | 38,500 | 41,738 | 65,310 | 81,143 | 82,262 | 123,571 | 169,524 | 160,619 | 103,807 | 55,143 |
| May | 36,955 | 42,773 | 66,045 | 81,272 | 81,739 | 119,826 | 174,652 | 158,000 | 91,043 | 57,761 |
| June | 37,330 | 43,000 | 65,932 | 78,357 | 81,762 | 124,048 | 182,048 | 154,905 | 76,786 | 54,810 |
| July | 37,614 | 46,352 | 67,798 | 74,898 | 83,227 | 135,091 | 173,955 | 138,295 | 82,500 | 54,998 |
| August | 42,772 | 46,141 | 69,435 | 72,696 | 86,424 | 143,696 | 173,391 | 131,522 | 82,043 | 51,304 |
| September | 45,944 | 47,463 | 82,341 | 79,000 | 93,750 | 145,750 | 172,300 | 126,150 | 75,025 | 53,000 |
| October | 43,051 | 49,293 | 84,810 | 78,391 | 97,826 | 146,848 | 165,000 | 111,957 | 67,065 | 57,391 |
| November | 41,324 | 57,500 | 79,235 | 77,705 | 104,773 | 149,773 | 159,091 | 114,977 | 64,773 | 56,881 |
| December | 40,250 | 58,625 | 76,000 | 77,500 | 122,800 | 159,750 | 150,250 | 123,000 | 72,250 | 52,525 |
| **Average** | **39,961** | **45,925** | **70,223** | **77,907** | **90,083** | **133,759** | **165,589** | **140,853** | **88,683** | **56,856** |

**Tabel 2.33**

**INDONESIA : MONTHLY AVERAGE FOB PRICE OF BLACK PEPPER , 2009 - 2018**

| Month | Price in US$ per mt | | | | | | | | | |
|---|---|---|---|---|---|---|---|---|---|---|
| | 2009 | 2010 | 2011 | 2012 | 2013 | 2014 | 2015 | 2016 | 2017 | 2018 |
| January | 2,490 | 2,957 | 4,881 | 6,377 | 6,632 | 7,920 | 9,739 | 9,391 | 7,200 | 3,841 |
| February | 2,300 | 2,946 | 4,985 | 6,612 | 6,614 | 7,695 | 9,464 | 9,300 | 6,933 | 3,522 |
| March | 2,125 | 2,966 | 4,976 | 7,402 | 6,600 | 7,655 | 9,136 | 9,232 | 6,557 | 3,525 |
| April | 2,275 | 3,345 | 5,674 | 7,036 | 6,551 | 7,843 | 9,274 | 9,200 | 6,669 | 3,388 |
| May | 2,310 | 3,398 | 6,168 | 6,776 | 6,367 | 8,261 | 9,280 | 9,200 | 5,402 | 3,348 |
| June | 2,331 | 3,398 | 6,184 | 6,507 | 6,350 | 8,490 | 9,395 | 9,200 | 4,390 | 3,136 |
| July | 2,511 | 3,803 | 6,441 | 6,148 | 6,320 | 9,198 | 9,364 | 8,998 | 4,464 | 3,000 |
| August | 3,270 | 3,959 | 7,040 | 6,133 | 6,617 | 9,876 | 9,337 | 8,600 | 4,817 | 2,711 |
| September | 3,196 | 4,000 | 7,750 | 6,613 | 7,075 | 10,075 | 9,500 | 7,925 | 4,825 | 2,717 |
| October | 3,245 | 4,067 | 7,948 | 6,409 | 7,348 | 10,200 | 9,400 | 7,239 | 4,339 | 3,007 |
| November | 3,370 | 4,607 | 7,532 | 6,300 | 7,705 | 10,270 | 9,400 | 6,705 | 4,100 | 3,165 |
| December | 3,203 | 4,676 | 7,125 | 6,388 | 8,025 | 10,223 | 9,400 | 7,125 | 4,050 | 2,786 |
| **Average** | **2,719** | **3,677** | **6,392** | **6,558** | **6,850** | **8,975** | **9,391** | **8,510** | **5,312** | **3,179** |

**Tabel 2.34**

**INDONESIA : MONTHLY AVERAGE FOB PRICE OF WHITE PEPPER, 2009 - 2018**

| Month | Price in US$ per mt | | | | | | | | | |
|---|---|---|---|---|---|---|---|---|---|---|
| | 2009 | 2010 | 2011 | 2012 | 2013 | 2014 | 2015 | 2016 | 2017 | 2018 |
| January | 3,760 | 4,743 | 7,290 | 9,300 | 9,391 | 10,964 | 13,102 | 13,000 | 10,800 | 5,775 |
| February | 3,794 | 4,716 | 7,568 | 9,467 | 9,743 | 11,017 | 12,786 | 13,131 | 10,233 | 5,487 |
| March | 3,750 | 4,882 | 7,685 | 10,050 | 9,457 | 11,305 | 13,420 | 13,182 | 9,545 | 5,400 |
| April | 3,888 | 5,175 | 8,248 | 9,940 | 9,512 | 11,821 | 13,976 | 13,250 | 9,417 | 5,010 |
| May | 3,975 | 5,227 | 8,570 | 9,848 | 9,378 | 11,546 | 14,237 | 13,250 | 7,902 | 5,158 |
| June | 4,075 | 5,259 | 8,598 | 9,369 | 9,276 | 11,557 | 14,443 | 13,131 | 6,857 | 4,800 |
| July | 4,175 | 5,788 | 8,913 | 8,940 | 9,275 | 12,295 | 14,336 | 12,125 | 6,864 | 4,617 |
| August | 4,763 | 6,000 | 9,100 | 8,675 | 9,226 | 13,211 | 14,070 | 11,500 | 7,000 | 4,329 |
| September | 5,150 | 6,000 | 10,275 | 9,325 | 9,300 | 13,300 | 13,600 | 11,050 | 6,725 | 4,250 |
| October | 5,100 | 6,075 | 10,463 | 9,211 | 9,614 | 13,400 | 13,565 | 10,330 | 6,326 | 4,502 |
| November | 4,900 | 6,983 | 10,000 | 9,155 | 10,082 | 13,695 | 13,500 | 10,136 | 6,000 | 4,446 |
| December | 4,775 | 7,100 | 9,550 | 9,125 | 11,100 | 14,229 | 13,100 | 10,725 | 6,100 | 4,261 |
| **Average** | **4,342** | **5,662** | **8,855** | **9,367** | **9,613** | **12,362** | **13,678** | **12,067** | **7,814** | **4,836** |

# MALAYSIA

# MALAYSIA




The state of Sarawak, the main pepper producing region in Malaysia, accounts for more than 98% of the country's annual production. Black and white pepper is produced and exported from this state. The other producing areas are Sabah and Peninsular Malaysia.

Malaysia's pepper harvest begins in May. Production of pepper in Malaysia during 2018 was reported at 31,073 mt (23,954 Mt of black and 7,119 Mt of white), an increase of 32% from 23,500 Mt (17,500 of black and 6,000 Mt of white) in 2017. When compared to the average production during the last ten years, it is 33% higher.

Malaysia exported around 11,779 Mt of pepper, comprising 10,361 Mt of black and 1,418 Mt of white pepper. Export in 2018 was 3% lower than that of 12,184 Mt exported in 2017 and 8% lower from the average of 12,795 Mt recorded during the last ten years. The main markets for Malaysian pepper were China, Japan, Taipei and Viet Nam.

| **Malaysia** | **2018** | **2014** | **Average (2014 – 2018)** |
|---|---|---|---|
| Area under pepper (HA) | 17,437 | 16,000 | 16,687 |
| Pepper Production (MT) | 31,073 | 20,500 | 24,115 |
| Pepper Export (MT) | 11,779 | 13,429 | 12,770 |
| Export Earnings from pepper (USD'000) | 50,133 | 120,215 | 98,962 |
| Import of pepper (MT) | 2,868 | 3,968 | 3,356 |
| Domestic Consumption (MT) | 10,850 | 12,000 | 10,780 |
| Exchange Rate (MYR/USD) | 4.03 | 3.27 | 3.93 |

.

**Tabel 2.35**

**MALAYSIA : AREA, PRODUCTION AND CONSUMPTION OF PEPPER**

**2009 - 2018**

| Year | Area (in ht) | Production (in M.Tons) | | | Consumption (M.Tons) |
|---|---|---|---|---|---|
| | | Black | White | Total | |
| 2009 | 13,608 | 15,400 | 6,600 | 22,000 | 6,050 |
| 2010 | 15,000 | 16,450 | 7,050 | 23,500 | 7,492 |
| 2011 | 15,000 | 18,000 | 7,000 | 25,000 | 8,297 |
| 2012 | 14,791 | 16,100 | 6,900 | 23,000 | 9,861 |
| 2013 | 15,000 | 15,000 | 4,000 | 19,000 | 10,000 |
| 2014 | 16,000 | 16,500 | 4,000 | 20,500 | 12,000 |
| 2015 | 16,300 | 17,000 | 5,500 | 22,500 | 10,000 |
| 2016 | 16,700 | 17,200 | 5,800 | 23,000 | 10,500 |
| 2017 | 17,000 | 17,500 | 6,000 | 23,500 | 10,550 |
| 2018 | 17,437 | 23,954 | 7,119 | 31,073 | 10,850 |

**Chart 2.05**

**Production and Export of Pepper by Malaysia in Mt**

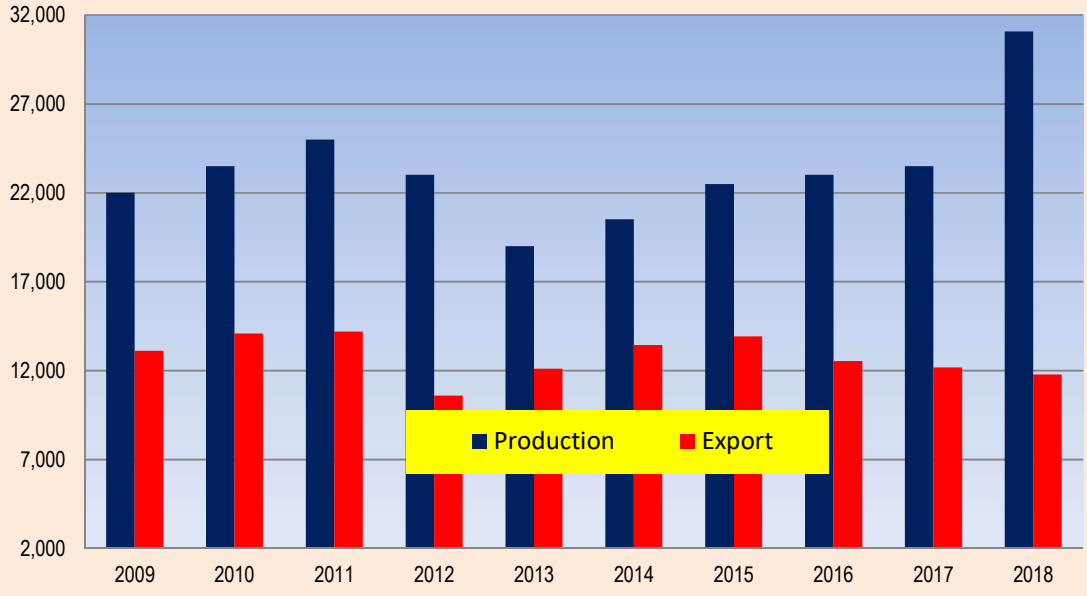

**Tabel 2.36**

**MALAYSIA : ANNUAL EXPORT OF BLACK AND WHITE PEPPER**

**2009 - 2018**

| Year | BLACK PEPPER | | WHITE PEPPER | | TOTAL | |
|---|---|---|---|---|---|---|
| | M.Tons | USD'000 | M.Tons | USD'000 | M.Tons | USD'000 |
| 2009 | 10,481 | 32,387 | 2,642 | 11,970 | 13,124 | 44,357 |
| 2010 | 11,189 | 45,153 | 2,887 | 16,741 | 14,077 | 61,894 |
| 2011 | 11,094 | 66,452 | 3,106 | 26,773 | 14,201 | 93,225 |
| 2012 | 8,516 | 59,094 | 2,071 | 20,175 | 10,588 | 79,268 |
| 2013 | 9,918 | 66,295 | 2,187 | 20,478 | 12,105 | 86,773 |
| 2014 | 10,825 | 92,480 | 2,604 | 27,735 | 13,429 | 120,215 |
| 2015 | 11,613 | 102,633 | 2,298 | 30,409 | 13,911 | 133,042 |
| 2016 | 10,272 | 88,959 | 2,277 | 30,068 | 12,549 | 119,027 |
| 2017 | 10,061 | 54,288 | 2,123 | 18,105 | 12,184 | 72,393 |
| 2018 | 10,361 | 40,021 | 1,418 | 10,112 | 11,779 | 50,133 |

*Note : All figures include ground pepper. For black pepper, green pepper is also included*

**Tabel 2.37**

**MALAYSIA : ANNUAL EXPORT OF WHOLE AND GROUND PEPPER**

**2009 - 2018**

| Year | WHOLE PEPPER | | GROUND PEPPER | | TOTAL | |
|---|---|---|---|---|---|---|
| | M.Tons | USD'000 | M.Tons | USD'000 | M.Tons | USD'000 |
| 2009 | 11,696 | 36,127 | 1,427 | 8,231 | 13,124 | 44,357 |
| 2010 | 12,765 | 53,365 | 1,312 | 8,529 | 14,077 | 61,894 |
| 2011 | 12,693 | 80,468 | 1,508 | 12,758 | 14,201 | 93,225 |
| 2012 | 9,336 | 67,137 | 1,252 | 12,131 | 10,588 | 79,268 |
| 2013 | 11,072 | 77,123 | 1,033 | 9,650 | 12,105 | 86,773 |
| 2014 | 12,280 | 110,713 | 1,149 | 9,502 | 13,429 | 120,215 |
| 2015 | 12,724 | 119,058 | 1,187 | 13,984 | 13,911 | 133,042 |
| 2016 | 10,948 | 98,772 | 1,601 | 20,255 | 12,549 | 119,027 |
| 2017 | 10,484 | 57,951 | 1,700 | 14,442 | 12,184 | 72,393 |
| 2018 | 10,127 | 38,074 | 1,652 | 12,059 | 11,779 | 50,133 |

*Source : ITC Geneva*

**Table 2.38**

**MALAYSIA: EXPORT OF WHOLE PEPPER BY COUNTRY OF DESTINATION**

| Country of destination | 2014 | | 2015 | | 2016 | | 2017 | | 2018 | |
|---|---|---|---|---|---|---|---|---|---|---|
| | MT | $'000 | MT | $'000 | MT | $'000 | MT | $'000 | MT | $'000 |
| China | 2,625 | 24,899 | 1,551 | 17,158 | 2,075 | 20,045 | 2,175 | 11,855 | 2,743 | 11,048 |
| Japan | 2,487 | 24,132 | 2,614 | 28,447 | 2,482 | 24,918 | 2,255 | 14,859 | 2,502 | 10,268 |
| Taipei, Chinese | 1,906 | 14,288 | 1,962 | 13,417 | 1,351 | 10,543 | 1,451 | 6,941 | 1,327 | 4,067 |
| Viet Nam | 610 | 6,178 | 1,400 | 13,480 | 1,771 | 14,270 | 1,509 | 6,993 | 1,280 | 3,501 |
| Korea, Republic of | 772 | 7,340 | 1,212 | 10,853 | 908 | 7,876 | 833 | 4,800 | 659 | 2,690 |
| Singapore | 1,996 | 16,132 | 1,773 | 15,472 | 987 | 7,622 | 844 | 4,228 | 534 | 2,107 |
| Spain | 215 | 2,019 | 334 | 3,131 | 445 | 4,168 | 427 | 2,929 | 287 | 1,101 |
| Philippines | 243 | 1,699 | 269 | 1,973 | 222 | 1,762 | 204 | 1,003 | 263 | 952 |
| India | - | - | 9 | 65 | - | - | 30 | 115 | 105 | 311 |
| Sri Lanka | 1 | 7 | - | - | 40 | 1,144 | 318 | 939 | 100 | 147 |
| Hong Kong, China | 360 | 3,650 | 259 | 3,003 | 274 | 2,616 | 119 | 979 | 67 | 349 |
| United States of America | 112 | 1,012 | 309 | 3,264 | 46 | 643 | 19 | 182 | 59 | 405 |
| Sweden | 60 | 716 | 165 | 1,132 | 60 | 906 | 29 | 316 | 50 | 360 |
| Mauritius | 28 | 123 | 56 | 245 | 49 | 216 | 70 | 237 | 49 | 131 |
| France | 5 | 41 | 21 | 239 | 25 | 192 | 13 | 123 | 24 | 127 |
| Germany | 365 | 4,031 | 216 | 2,705 | 30 | 422 | 63 | 554 | 20 | 133 |
| United Kingdom | 1 | 20 | - | - | 1 | 26 | 1 | 20 | 15 | 65 |
| Netherlands | 99 | 573 | 167 | 1,283 | 17 | 151 | 45 | 283 | 15 | 54 |
| South Africa | 200 | 1,209 | 108 | 701 | 54 | 378 | 5 | 14 | 6 | 26 |
| Italy | 3 | 43 | - | - | - | 1 | 12 | 126 | 6 | 87 |
| Brunei Darussalam | - | - | 13 | 61 | 12 | 66 | 11 | 58 | 6 | 29 |
| Australia | 33 | 315 | - | 2 | 4 | 42 | 1 | 7 | 2 | 13 |
| Ireland | - | - | - | 2 | - | - | 2 | 36 | 2 | 36 |
| Peru | - | - | - | - | - | - | 5 | 56 | 1 | 5 |
| Switzerland | 1 | 9 | 9 | 100 | 8 | 81 | 9 | 88 | 1 | 2 |
| New Zealand | 10 | 77 | 1 | 12 | - | 6 | 1 | 9 | 1 | 9 |
| United Arab Emirates | 10 | 70 | - | - | - | - | - | - | - | 1 |
| Morocco | - | - | - | - | 3 | 23 | - | - | - | - |
| Myanmar | 2 | 16 | 3 | 32 | - | - | - | - | | |
| Canada | - | 1 | - | - | - | - | - | - | | |
| Saudi Arabia | - | - | 15 | 110 | - | - | - | - | | |
| Pakistan | 19 | 118 | 78 | 279 | 21 | 73 | 13 | 45 | - | - |
| Thailand | 46 | 455 | 61 | 698 | 1 | 13 | 20 | 154 | - | 1 |
| Indonesia | 166 | 1,551 | 120 | 1,198 | 61 | 568 | 1 | 3 | - | - |
| Others | - | 5 | - | - | 1 | 1 | - | - | 3 | 49 |
| **Total** | **12,375** | **110,729** | **12,725** | **119,062** | **10,948** | **98,772** | **10,485** | **57,952** | **10,127** | **38,074** |

*Source: ITC, Geneva*

**Table 2.39**

**MALAYSIA: EXPORT OF GROUND PEPPER BY COUNTRY OF DESTINATION**

| Country of destination | 2014 | | 2015 | | 2016 | | 2017 | | 2018 | |
|---|---|---|---|---|---|---|---|---|---|---|
| | MT | $'000 | MT | $'000 | MT | $'000 | MT | $'000 | MT | $'000 |
| Japan | 788 | 9,986 | 702 | 10,329 | 652 | 9,517 | 707 | 8,235 | 818 | 6,900 |
| Singapore | 239 | 1,161 | 244 | 1,223 | 267 | 1,394 | 186 | 937 | 209 | 879 |
| Thailand | 98 | 1,120 | 119 | 1,143 | 201 | 2,672 | 197 | 2,464 | 199 | 1,826 |
| Sri Lanka | - | - | - | - | 164 | 4,828 | 259 | 573 | 147 | 228 |
| Hong Kong, China | 14 | 171 | 18 | 230 | 24 | 338 | 48 | 658 | 47 | 579 |
| South Africa | - | - | 9 | 11 | 129 | 216 | 104 | 130 | 38 | 47 |
| United States of Americ | - | 2 | 2 | 42 | 3 | 59 | 9 | 139 | 31 | 251 |
| Taipei, Chinese | 10 | 86 | 11 | 169 | 12 | 159 | 12 | 138 | 21 | 142 |
| Australia | 1 | 9 | 15 | 157 | 10 | 123 | 12 | 156 | 15 | 121 |
| Indonesia | 1 | 11 | 3 | 33 | 11 | 82 | 6 | 52 | 11 | 115 |
| Ireland | 2 | 35 | 3 | 56 | 6 | 123 | 5 | 89 | 10 | 149 |
| Philippines | - | 1 | 5 | 58 | 23 | 38 | 51 | 69 | 9 | 44 |
| Brunei Darussalam | 1 | 11 | 1 | 3 | 5 | 42 | 3 | 24 | 9 | 47 |
| Korea, Republic of | 1 | 19 | 4 | 32 | 6 | 52 | 4 | 30 | 9 | 67 |
| China | 22 | 308 | 14 | 201 | 12 | 209 | 10 | 159 | 8 | 101 |
| New Zealand | 24 | 204 | 9 | 87 | 8 | 113 | 10 | 96 | 6 | 56 |
| India | - | - | - | - | 12 | 21 | - | - | 5 | 5 |
| Sweden | 15 | 206 | - | - | - | - | 16 | 225 | 5 | 64 |
| Viet Nam | 21 | 71 | 17 | 76 | 8 | 87 | 11 | 53 | 5 | 66 |
| France | 9 | 106 | - | - | - | - | 1 | 16 | 4 | 33 |
| Peru | 9 | 92 | - | - | - | - | 3 | 25 | 3 | 23 |
| United Kingdom | 2 | 27 | 2 | 54 | 3 | 80 | 3 | 64 | 2 | 40 |
| Myanmar | - | 3 | 2 | 3 | 5 | 25 | 1 | 1 | 1 | 9 |
| United Arab Emirates | 1 | 15 | - | - | - | | | | - | - |
| Germany | - | - | 5 | 74 | - | | | | | |
| Papua New Guinea | - | - | - | - | - | - | - | 1 | - | 1 |
| Saudi Arabia | 1 | 9 | - | - | - | | | | | |
| Mauritius | - | 3 | - | - | 1 | 1 | 1 | 5 | - | 1 |
| Kiribati | - | - | - | 1 | - | | | | | |
| Turkey | 2 | 24 | - | - | - | - | 2 | 37 | - | - |
| Italy | - | - | - | - | 1 | 14 | - | - | - | - |
| Netherlands | - | - | - | - | 36 | 55 | 36 | 52 | - | - |
| Pakistan | - | - | - | - | - | - | 1 | 11 | - | - |
| Cambodia | - | - | - | - | - | 5 | - | - | - | - |
| Canada | - | - | 1 | 1 | - | | | | | |
| Bahrain | - | 2 | - | - | - | - | - | 2 | - | - |
| Others | 1 | 2 | 1 | 1 | 2 | 2 | 2 | 1 | 40 | 265 |
| **Total** | **1,262** | **13,684** | **1,187** | **13,984** | **1,601** | **20,255** | **1,700** | **14,442** | **1,652** | **12,059** |

*Source: ITC Geneva*

**Table 2.40**

**MALAYSIA: IMPORT OF WHOLE PEPPER BY COUNTRY OF ORIGIN**

| Country of origin | 2014 | | 2015 | | 2016 | | 2017 | | 2018 | |
|---|---|---|---|---|---|---|---|---|---|---|
| | MT | $'000 | MT | $'000 | MT | $'000 | MT | $'000 | MT | $'000 |
| Viet Nam | 1,328 | 9,508 | 732 | 6,761 | 961 | 12,038 | 955 | 4,736 | 882 | 3,167 |
| Indonesia | 1,176 | 10,480 | 1,068 | 12,537 | 956 | 10,944 | 659 | 5,786 | 637 | 3,333 |
| India | 456 | 2,245 | 276 | 2,240 | 148 | 1,393 | 117 | 1,019 | 168 | 805 |
| Brazil | - | - | - | - | - | - | 26 | 107 | 126 | 236 |
| Myanmar | 4 | 39 | - | - | - | - | 23 | 15 | 81 | 66 |
| Korea, Republic of | 22 | 60 | 27 | 35 | 56 | 38 | 68 | 39 | 58 | 38 |
| Madagascar | 26 | 237 | 34 | 120 | 41 | 141 | 14 | 53 | 14 | 45 |
| Japan | - | 3 | 6 | 45 | 10 | 72 | 8 | 62 | 6 | 55 |
| Singapore | 4 | 66 | 18 | 211 | 9 | 98 | 2 | 21 | 4 | 14 |
| China | 64 | 300 | 3 | 24 | 23 | 314 | 2 | 13 | 3 | 23 |
| United States of Americ | - | 3 | 2 | 15 | 2 | 29 | 1 | 17 | 3 | 22 |
| Taipei, Chinese | 16 | 105 | - | 1 | - | - | 15 | 128 | 1 | 2 |
| Germany | - | - | 3 | 56 | 3 | 60 | 1 | 10 | 1 | 16 |
| Sri Lanka | 1 | 8 | 4 | 42 | - | - | 15 | 60 | 1 | 1 |
| Australia | 4 | 39 | 1 | 12 | 1 | 13 | 1 | 6 | 1 | 5 |
| Tanzania, United Repub | - | - | 1 | 12 | - | - | - | - | | |
| Nigeria | - | - | 6 | 4 | - | - | - | - | | |
| Bangladesh | - | - | - | - | 2 | 2 | - | - | - | - |
| Cambodia | - | - | - | - | 1 | 12 | 26 | 112 | - | - |
| Malaysia Metadata | 25 | 213 | 26 | 219 | 104 | 881 | 51 | 259 | 41 | 108 |
| Hong Kong, China | - | - | 2 | 8 | - | 4 | 3 | 19 | - | 1 |
| United Kingdom | - | - | - | 1 | - | - | - | 2 | - | - |
| Italy | - | 3 | - | 3 | - | 2 | - | 1 | - | 1 |
| Spain | 1 | 5 | 2 | 10 | 1 | 3 | - | - | - | - |
| Lebanon | - | - | 1 | 9 | - | - | - | - | | |
| Mexico | - | - | - | - | 8 | 38 | - | - | - | - |
| Others | 1 | - | 1 | 4 | 1 | - | 1 | - | 3 | 34 |
| **Total** | **3,128** | **23,314** | **2,213** | **22,369** | **2,327** | **26,082** | **1,988** | **12,465** | **2,030** | **7,972** |

*Source: ITC, Geneva*

**Table 2.41**

**MALAYSIA: IMPORT OF GROUND PEPPER BY COUNTRY OF ORIGIN**

| Country of origin | 2014 | | 2015 | | 2016 | | 2017 | | 2018 | |
|---|---|---|---|---|---|---|---|---|---|---|
| | MT | $'000 | MT | $'000 | MT | $'000 | MT | $'000 | MT | $'000 |
| Viet Nam | 386 | 3,518 | 493 | 5,604 | 794 | 7,057 | 964 | 4,350 | 476 | 2,256 |
| India | 132 | 514 | 151 | 396 | 123 | 427 | 247 | 884 | 170 | 811 |
| Thailand | 53 | 34 | 43 | 45 | 54 | 107 | 42 | 101 | 38 | 74 |
| United States of Americ | 34 | 227 | 24 | 244 | 32 | 336 | 30 | 324 | 25 | 282 |
| Singapore | 57 | 396 | 27 | 225 | 24 | 330 | 22 | 232 | 24 | 105 |
| Australia | 21 | 214 | 25 | 268 | 11 | 298 | 37 | 350 | 21 | 368 |
| China | 24 | 61 | 22 | 70 | 47 | 241 | 30 | 171 | 19 | 74 |
| Indonesia | 110 | 1,250 | 11 | 107 | 7 | 103 | 9 | 83 | 19 | 73 |
| Korea, Republic of | 10 | 40 | 6 | 24 | - | 2 | 1 | 2 | 8 | 8 |
| Brazil | 1 | 16 | 1 | 25 | 1 | 22 | 6 | 57 | 6 | 101 |
| Taipei, Chinese | 2 | 8 | 2 | 9 | 14 | 57 | 6 | 25 | 5 | 24 |
| Germany | 2 | 35 | 9 | 112 | 8 | 155 | 7 | 118 | 5 | 6 |
| Bangladesh | - | - | 8 | 1 | - | - | 3 | 2 | 3 | 7 |
| United Kingdom | 1 | 3 | 1 | 5 | 1 | 5 | 1 | 4 | 3 | 8 |
| Japan | 4 | 9 | 6 | 21 | 1 | 10 | 2 | 14 | 2 | 15 |
| Spain | - | 1 | - | - | 1 | 5 | 3 | 15 | 2 | 9 |
| Pakistan | - | - | - | - | - | - | 1 | 1 | 1 | 4 |
| United Arab Emirates | - | - | - | - | 1 | 1 | - | - | 1 | 7 |
| Peru | - | - | - | 1 | - | - | - | 5 | 1 | 4 |
| Belgium | - | - | - | - | - | - | - | 2 | - | 4 |
| Switzerland | - | - | - | - | - | - | 1 | 8 | - | - |
| Hong Kong, China | - | - | - | - | - | 2 | - | 1 | - | 4 |
| South Africa | - | - | 2 | 8 | - | - | - | - | | |
| Malaysia Metadata | - | - | - | - | 26 | 188 | - | - | - | - |
| France | - | - | - | - | - | - | - | - | - | 1 |
| Saudi Arabia | - | - | - | - | - | 1 | 1 | 3 | - | - |
| Sri Lanka | - | - | - | 1 | - | 1 | 14 | 22 | - | - |
| Myanmar | - | - | - | - | 4 | 19 | - | - | - | - |
| Netherlands | - | - | - | - | - | - | 6 | 2 | - | - |
| Others | 3 | - | 1 | 6 | 2 | 3 | - | - | 9 | 52 |
| **Total** | **840** | **6,326** | **832** | **7,172** | **1,151** | **9,370** | **1,433** | **6,776** | **838** | **4,297** |

*Source: ITC, Geneva*

**Tabel 2.42**

**MALAYSIA: MONTHLY AVERAGE LOCAL PRICES OF BLACK PEPPER**

**2009 - 2018**

| Month | Producer Price in Kuching (MYR/MT) | | | | | | | | | |
|---|---|---|---|---|---|---|---|---|---|---|
| | 2009 | 2010 | 2011 | 2012 | 2013 | 2014 | 2015 | 2016 | 2017 | 2018 |
| January | 6,514 | 9,370 | 12,311 | 15,870 | 16,227 | 19,266 | 27,102 | 30,000 | 19,523 | 13,398 |
| February | 6,688 | 9,360 | 12,303 | 16,281 | 16,300 | 18,943 | 26,190 | 29,602 | 20,405 | 13,398 |
| March | 6,765 | 9,370 | 12,218 | 17,298 | 16,837 | 19,068 | 26,818 | 29,000 | 18,810 | 12,655 |
| April | 6,833 | 9,400 | 12,957 | 17,333 | 16,904 | 20,350 | 28,624 | 28,381 | 19,490 | 11,472 |
| May | 7,139 | 9,625 | 13,465 | 17,100 | 15,689 | 20,791 | 25,626 | 28,000 | 16,217 | 10,360 |
| June | 7,557 | 10,328 | 13,520 | 17,038 | 15,455 | 20,881 | 26,743 | 28,000 | 12,333 | 9,910 |
| July | 8,513 | 10,592 | 13,561 | 15,688 | 16,430 | 21,859 | 27,668 | 26,980 | 12,124 | 9,913 |
| August | 8,558 | 10,653 | 13,722 | 14,737 | 15,978 | 24,559 | 27,870 | 25,433 | 15,455 | 9,080 |
| September | 8,824 | 10,322 | 14,867 | 16,187 | 15,867 | 25,250 | 30,000 | 25,000 | 17,240 | 7,858 |
| October | 9,485 | 10,052 | 16,840 | 16,251 | 17,055 | 25,978 | 30,000 | 24,848 | 16,655 | 7,521 |
| November | 9,405 | 10,455 | 15,765 | 16,150 | 17,756 | 26,583 | 30,000 | 18,938 | 14,115 | 8,259 |
| December | 9,350 | 11,742 | 15,533 | 16,250 | 18,975 | 27,185 | 30,000 | 17,850 | 13,398 | 9,229 |
| **Average** | **7,969** | **10,106** | **13,922** | **16,349** | **16,623** | **22,559** | **28,053** | **26,003** | **16,314** | **10,254** |

**Tabel 2.43**

**MALAYSIA: MONTHLY AVERAGE LOCAL PRICES OF WHITE PEPPER**

**2009 - 2018**

| Month | Producer Price in Kuching (MYR/MT) | | | | | | | | | |
|---|---|---|---|---|---|---|---|---|---|---|
| | 2009 | 2010 | 2011 | 2012 | 2013 | 2014 | 2015 | 2016 | 2017 | 2018 |
| January | 11,371 | 15,343 | 19,500 | 24,766 | 25,000 | 28,874 | 37,089 | 50,000 | 31,227 | 20,185 |
| February | 11,445 | 15,320 | 19,500 | 24,955 | 25,019 | 28,675 | 36,500 | 49,476 | 33,524 | 20,185 |
| March | 11,691 | 15,330 | 20,453 | 25,935 | 25,812 | 28,990 | 36,924 | 49,000 | 30,851 | 19,717 |
| April | 11,780 | 15,363 | 21,106 | 26,083 | 25,936 | 30,350 | 39,857 | 48,690 | 28,321 | 18,684 |
| May | 12,003 | 15,544 | 21,795 | 25,815 | 25,617 | 30,819 | 40,000 | 48,500 | 27,000 | 16,871 |
| June | 12,551 | 15,959 | 21,259 | 25,726 | 25,555 | 30,915 | 42,038 | 48,500 | 22,857 | 16,168 |
| July | 13,932 | 16,000 | 22,240 | 24,671 | 26,088 | 31,859 | 45,877 | 46,866 | 21,712 | 16,168 |
| August | 14,093 | 16,000 | 23,093 | 23,891 | 26,172 | 33,848 | 47,565 | 42,068 | 23,678 | 15,383 |
| September | 14,490 | 16,000 | 24,785 | 26,020 | 26,116 | 31,796 | 50,000 | 37,200 | 25,335 | 14,593 |
| October | 15,495 | 16,003 | 26,726 | 26,017 | 27,237 | 35,978 | 50,000 | 36,615 | 24,865 | 14,027 |
| November | 15,411 | 16,283 | 25,881 | 25,768 | 27,995 | 36,585 | 50,000 | 29,989 | 21,262 | 14,711 |
| December | 15,330 | 18,899 | 24,847 | 25,145 | 28,616 | 36,987 | 50,000 | 29,367 | 20,185 | 15,627 |
| **Average** | **13,299** | **16,004** | **22,599** | **25,400** | **26,264** | **32,140** | **43,821** | **43,023** | **25,901** | **16,860** |

**Tabel 2.44**

**MALAYSIA: MONTHLY AVERAGE FOB PRICES OF BLACK PEPPER**

**2009 - 2018**

| Month | FOB Price in Kuching (US$/Ton) | | | | | | | | | |
|---|---|---|---|---|---|---|---|---|---|---|
| | 2009 | 2010 | 2011 | 2012 | 2013 | 2014 | 2015 | 2016 | 2017 | 2018 |
| January | 2,914 | 3,933 | 5,300 | 7,636 | 7,225 | 8,273 | 10,715 | 9,800 | 7,780 | 4,143 |
| February | 2,830 | 4,090 | 5,300 | 7,548 | 7,398 | 8,250 | 10,640 | 9,800 | 7,780 | 4,194 |
| March | 2,800 | 4,200 | 5,341 | 7,700 | 7,493 | 8,295 | 10,703 | 9,800 | 7,709 | 4,010 |
| April | 2,800 | 4,238 | 6,021 | 7,750 | 7,400 | 8,538 | 10,745 | 9,800 | 7,650 | 3,726 |
| May | 2,845 | 4,370 | 7,016 | 7,898 | 7,065 | 8,623 | 10,364 | 9,651 | 7,650 | 3,373 |
| June | 3,159 | 4,541 | 7,164 | 7,898 | 6,969 | 8,730 | 10,617 | 9,620 | | 3,228 |
| July | 3,718 | 4,823 | 6,923 | 7,573 | 7,202 | 8,977 | 10,500 | 9,531 | | 3,188 |
| August | 3,815 | 4,839 | 6,770 | 7,200 | 7,120 | 10,137 | 9,515 | 9,078 | | 2,954 |
| September | 3,877 | 4,728 | 7,205 | 7,379 | 7,074 | 10,314 | 9,570 | 9,000 | | 2,623 |
| October | 3,900 | 4,657 | 8,013 | 7,337 | 7,326 | 10,640 | 9,760 | 8,991 | | 2,530 |
| November | 3,900 | 4,804 | 7,727 | 7,180 | 7,859 | 10,800 | 9,800 | 8,110 | | 2,689 |
| December | 3,900 | 5,232 | 7,600 | 7,050 | 8,181 | 10,800 | 9,800 | 7,780 | | 2,930 |
| **Average** | **3,372** | **4,538** | **6,698** | **7,512** | **7,359** | **9,365** | **10,227** | **9,247** | **7,714** | **3,299** |

**Tabel 2.45**

**MALAYSIA: MONTHLY AVERAGE FOB PRICES OF WHITE PEPPER**

**2009 - 2018**

| Month | FOB Price in Kuching (US$/Ton) | | | | | | | | | |
|---|---|---|---|---|---|---|---|---|---|---|
| | 2009 | 2010 | 2011 | 2012 | 2013 | 2014 | 2015 | 2016 | 2017 | 2018 |
| January | 4,067 | 5,300 | 7,700 | 10,250 | 9,389 | 10,333 | 12,719 | 15,290 | 10,860 | 5,858 |
| February | 3,995 | 5,485 | 7,700 | 10,207 | 9,362 | 10,329 | 12,660 | 15,290 | 10,860 | 5,930 |
| March | 3,900 | 5,500 | 7,787 | 10,273 | 9,700 | 10,375 | 12,723 | 15,290 | 10,860 | 5,818 |
| April | 3,900 | 5,552 | 8,329 | 10,233 | 9,629 | 10,630 | 12,765 | 15,290 | 10,860 | 5,582 |
| May | 3,905 | 5,782 | 9,025 | 10,061 | 9,474 | 10,703 | 12,919 | 15,290 | 10,860 | 5,016 |
| June | 4,191 | 6,055 | 9,041 | 10,007 | 9,402 | 10,810 | 13,462 | 15,290 | | 4,792 |
| July | 4,870 | 6,250 | 9,050 | 9,784 | 9,570 | 11,075 | 14,752 | 14,778 | | 4,733 |
| August | 5,107 | 6,267 | 9,210 | 9,378 | 9,454 | 12,013 | 14,952 | 12,963 | | 4,495 |
| September | 5,150 | 6,200 | 9,791 | 9,675 | 9,440 | 12,180 | 15,170 | 12,150 | | 4,250 |
| October | 5,243 | 6,200 | 11,125 | 9,757 | 9,775 | 12,600 | 15,269 | 12,139 | | 4,095 |
| November | 5,250 | 6,367 | 10,767 | 9,616 | 10,132 | 12,760 | 15,290 | 11,223 | | 4,230 |
| December | 5,250 | 7,442 | 10,390 | 9,405 | 10,246 | 12,760 | 15,290 | 10,860 | | 4,464 |
| **Average** | **4,569** | **6,033** | **9,160** | **9,887** | **9,631** | **11,381** | **13,998** | **13,821** | **10,860** | **4,939** |

# SRI LANKA

# SRI LANKA




During 2018 production of pepper in Sri Lanka decreased significantly by 32% from 29,546 Mt in 2017 to 20,135 Mt in 2018. The highest production of pepper in Sri Lanka in the past ten years is recorded in 2017.

During 2018, Sri Lanka exported 13,118 Mt of pepper as against 13,313 Mt in 2017, showing a slight decrease of 1%. When compared to the average export of 11,234 Mt during the last ten years, export in 2018 was higher by 17%.

India is the main export destination for pepper from Sri Lanka, accounting for more than 80% of total pepper exported from Sri Lanka, followed by Germany and Russia. Sri Lanka export of pepper oil and oleoresin were reported to be 67 Mt and 360 Mt respectively in 2018.

| Sri Lanka | 2018 | 2014 | Average (2014 – 2018) |
|---|---|---|---|
| Area under pepper (HA) | 40,241 | 31,296 | 34,885 |
| Pepper Production (MT) | 20,135 | 14,139 | 22,099 |
| Pepper Export (MT) | 13,118 | 7,930 | 11,779 |
| Export Earnings from pepper (USD'000) | 73,892 | 96,105 | 88,533 |
| Import of pepper (MT) | 3,179 | 367 | 1,097 |
| Domestic Consumption (MT) | 10,196 | 7,240 | 9,589 |
| Exchange Rate (LKR/USD) | 162.54 | 130.56 | 145.41 |

**Tabel 2.46**

**SRI LANKA : AREA, PRODUCTION AND CONSUMPTION OF PEPPER**

**2009 - 2018**

| Year | Productive Area (in ha) | Production (M.Tons) | Consumption (M.Tons) |
|---|---|---|---|
| 2009 | 30,528 | 15,767 | 6,608 |
| 2010 | 30,931 | 17,332 | 6,878 |
| 2011 | 31,296 | 10,834 | 6,959 |
| 2012 | 31,667 | 18,604 | 6,917 |
| 2013 | 31,997 | 28,000 | 6,950 |
| 2014 | 31,296 | 14,139 | 7,240 |
| 2015 | 31,670 | 28,177 | 9,115 |
| 2016 | 34,997 | 18,500 | 11,889 |
| 2017 | 36,221 | 29,546 | 9,503 |
| 2018 | 40,241 | 20,135 | 10,196 |

*Source : Department of Export Agriculture, Sri Lanka*

**Chart 2.06**

**Production and Consumption of Pepper by Sri Lanka in Mt**

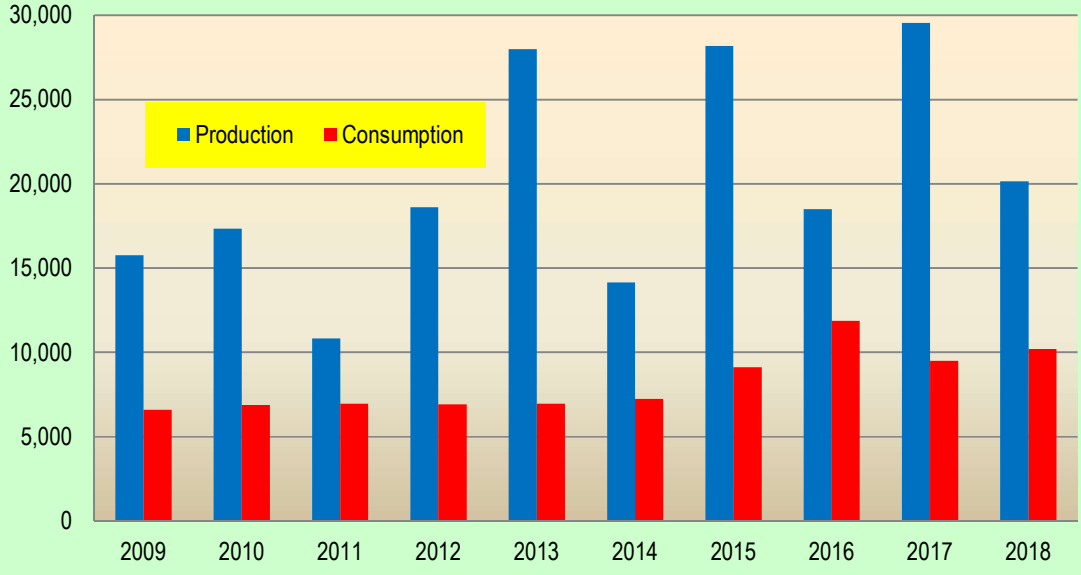

**Tabel 2.47**

**SRI LANKA: ANNUAL EXPORT OF WHOLE AND GROUND PEPPER**

**2009 - 2018**

| Year | WHOLE PEPPER | | GROUND PEPPER | | TOTAL | |
|---|---|---|---|---|---|---|
| | M.Tons | US$'000 | M.Tons | US$'000 | M.Tons | US$'000 |
| 2009 | 5,725 | 17,760 | 851 | 2,831 | 6,576 | 20,591 |
| 2010 | 10,951 | 38,874 | 1,274 | 3,851 | 12,225 | 42,725 |
| 2011 | 4,531 | 28,874 | 526 | 1,780 | 5,057 | 30,654 |
| 2012 | 10,331 | 68,520 | 157 | 1,258 | 10,488 | 69,778 |
| 2013 | 18,836 | 125,357 | 263 | 2,215 | 19,099 | 127,572 |
| 2014 | 6,895 | 66,171 | 1,035 | 2,934 | 7,930 | 69,105 |
| 2015 | 15,292 | 139,568 | 1,365 | 4,050 | 16,657 | 143,618 |
| 2016 | 6,454 | 68,052 | **1,421** | **4,241** | 7,875 | 72,293 |
| 2017 | 12,446 | 79,126 | 867 | 4,632 | 13,313 | 83,758 |
| 2018 | 12,046 | 71,476 | 1,072 | 2,416 | 13,118 | 73,892 |

**Chart 2.07**
**Production and Export of Pepper by Sri Lanka in Mt**

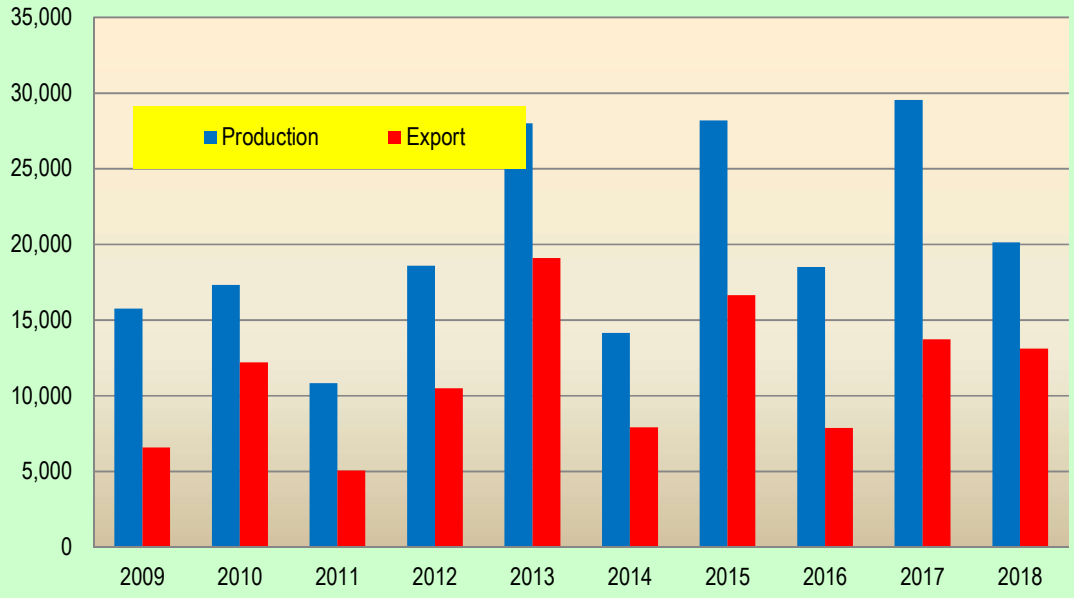

**Table 2.48**

**SRI LANKA: EXPORT OF WHOLE PEPPER BY COUNTRY OF DESTINATION**

| Country of destination | 2014 | | 2015 | | 2016 | | 2017 | | 2018 | |
|---|---|---|---|---|---|---|---|---|---|---|
| | MT | $'000 | MT | $'000 | MT | $'000 | MT | $'000 | MT | $'000 |
| India | 5,144 | 50,415 | 8,999 | 84,710 | 4,761 | 47,500 | 10,945 | 63,242 | 10,473 | 57,403 |
| Germany | 492 | 5,765 | 693 | 8,257 | 589 | 8,211 | 471 | 6,018 | 659 | 6,104 |
| United States of America | 198 | 2,243 | 514 | 6,051 | 301 | 3,891 | 318 | 3,050 | 260 | 2,539 |
| China | - | - | - | 1 | 11 | 95 | 70 | 517 | 148 | 763 |
| Spain | 41 | 344 | 185 | 1,816 | 87 | 836 | 1 | 5 | 74 | 460 |
| Netherlands | 8 | 65 | 95 | 1,086 | 64 | 748 | 64 | 594 | 67 | 627 |
| United Kingdom | 82 | 922 | 344 | 3,657 | 68 | 956 | 92 | 1,239 | 60 | 637 |
| United Arab Emirates | 18 | 172 | 493 | 4,322 | 43 | 269 | 124 | 1,262 | 41 | 388 |
| Belgium | 13 | 180 | 13 | 192 | 18 | 300 | 11 | 186 | 36 | 441 |
| Poland | 23 | 419 | 28 | 281 | 10 | 96 | 6 | 61 | 31 | 248 |
| Maldives | 4 | 38 | 9 | 77 | 29 | 163 | 40 | 331 | 29 | 261 |
| Australia | 15 | 197 | 18 | 239 | 14 | 177 | 26 | 285 | 27 | 222 |
| France | 12 | 52 | 34 | 188 | 15 | 244 | 18 | 217 | 25 | 310 |
| Japan | 6 | 82 | 6 | 92 | 15 | 221 | 13 | 173 | 20 | 257 |
| Switzerland | 5 | 64 | 19 | 272 | 17 | 280 | 18 | 262 | 16 | 171 |
| Romania | - | - | 32 | 290 | 41 | 297 | - | - | 13 | 72 |
| Canada | 5 | 72 | 4 | 49 | 8 | 106 | 10 | 102 | 12 | 126 |
| Slovakia | - | - | 10 | 95 | 59 | 1,639 | 30 | 255 | 10 | 56 |
| Qatar | 11 | 80 | 28 | 232 | - | - | 1 | 6 | 9 | 41 |
| Sweden | 5 | 48 | 5 | 49 | 2 | 38 | 1 | 16 | 6 | 52 |
| Italy | 1 | 48 | 132 | 1,340 | 2 | 27 | - | 10 | 4 | 49 |
| Korea, Republic of | 2 | 16 | 7 | 19 | - | - | 1 | 9 | 2 | 19 |
| Greece | 28 | 207 | 1 | 7 | - | - | 4 | 35 | 2 | 15 |
| Singapore | 152 | 1,154 | 188 | 1,746 | - | - | 51 | 362 | 2 | 24 |
| Hong Kong, China | - | 1 | 1 | 12 | - | 1 | 2 | 19 | 2 | 24 |
| Korea, Democratic People' | - | - | - | 4 | 4 | 33 | 2 | 17 | 1 | 14 |
| Taipei, Chinese | 16 | 117 | 6 | 69 | 10 | 138 | 11 | 80 | 1 | 24 |
| Austria | 1 | 29 | 2 | 40 | 1 | 26 | 1 | 27 | 1 | 26 |
| South Africa | 1 | 14 | 1 | 7 | 1 | 8 | - | 3 | 1 | 9 |
| Kuwait | - | - | 25 | 231 | 1 | 3 | - | 1 | 1 | 3 |
| Bahrain | 11 | 75 | 69 | 577 | 15 | 139 | - | 2 | 0 | 3 |
| Saudi Arabia | 1 | 13 | 258 | 2,212 | 29 | 253 | 1 | 3 | 0 | 7 |
| Malaysia | 1 | 8 | - | 2 | - | 4 | 38 | 453 | 0 | 2 |
| Viet Nam | 38 | 375 | 246 | 2,373 | 54 | 301 | - | 1 | 0 | 1 |
| Egypt | 139 | 1,066 | 728 | 6,597 | 41 | 347 | - | - | 0 | 0 |
| Bangladesh | - | - | 54 | 441 | 42 | 254 | - | 4 | | |
| Pakistan | 320 | 1,503 | 1,556 | 7,682 | 39 | 169 | - | - | | |
| Ukraine | 20 | 15 | - | - | 40 | 73 | - | - | | |
| Nicaragua | 1 | 10 | 3 | 32 | - | - | 2 | 12 | | |
| Iraq | - | - | 12 | 88 | - | - | 75 | 250 | | |
| Others | 80 | 392 | 474 | 4,133 | 23 | 209 | - | 17 | 12 | 78 |
| **Total** | **6,894** | **66,201** | **15,292** | **139,568** | **6,454** | **68,052** | **12,447** | **79,126** | **12,046** | **71,476** |

**Table 2.49**
**SRI LANKA: EXPORT OF GROUND PEPPER BY COUNTRY OF DESTINATION**

| Country of destination | 2014 | | 2015 | | 2016 | | 2017 | | 2018 | |
|---|---|---|---|---|---|---|---|---|---|---|
| | MT | $'000 | MT | $'000 | MT | $'000 | MT | $'000 | MT | $'000 |
| Russian Federation | 302 | 285 | 592 | 935 | 650 | 1,146 | 150 | 271 | 506 | 217 |
| Ukraine | 180 | 202 | 280 | 379 | 222 | 387 | 324 | 297 | 318 | 82 |
| United States of Americ | 24 | 296 | 50 | 641 | 66 | 782 | 139 | 2,122 | 85 | 989 |
| Germany | 93 | 942 | 90 | 827 | 55 | 870 | 74 | 834 | 56 | 625 |
| Guatemala | - | - | - | - | - | - | 30 | 21 | 48 | 19 |
| Spain | 186 | 228 | 128 | 196 | 76 | 123 | - | - | 22 | 11 |
| United Kingdom | 16 | 193 | 22 | 314 | 10 | 130 | 16 | 213 | 16 | 193 |
| Switzerland | 9 | 103 | 2 | 19 | 3 | 52 | 9 | 151 | 5 | 57 |
| Maldives | 3 | 32 | 2 | 18 | 4 | 41 | 6 | 44 | 3 | 28 |
| Japan | 9 | 124 | 2 | 30 | 3 | 49 | 3 | 32 | 2 | 26 |
| United Arab Emirates | 4 | 16 | 4 | 21 | 3 | 21 | 7 | 40 | 2 | 21 |
| Australia | 22 | 117 | 1 | 12 | 1 | 7 | 3 | 36 | 1 | 21 |
| Singapore | 22 | 24 | - | 4 | - | 1 | - | 2 | 1 | 8 |
| Korea, Republic of | 2 | 6 | - | 2 | - | - | 1 | 6 | 1 | 58 |
| Italy | - | 1 | - | - | 1 | 18 | - | 7 | 1 | 5 |
| Canada | 1 | 12 | 2 | 8 | 1 | 14 | 1 | 15 | 1 | 9 |
| Taipei, Chinese | - | 3 | - | - | 1 | 29 | 1 | 37 | 1 | 23 |
| New Zealand | - | - | - | 3 | - | 7 | - | 2 | 0 | 1 |
| Cyprus | - | 1 | - | 1 | - | - | - | 2 | 0 | 3 |
| Qatar | - | - | - | 2 | 1 | 3 | - | 4 | 0 | 2 |
| Malaysia | - | - | - | - | - | - | - | 1 | 0 | 2 |
| Austria | - | 6 | - | 2 | - | 1 | - | 1 | 0 | 2 |
| France | - | - | 1 | 6 | 2 | 42 | 4 | 61 | 0 | 0 |
| Denmark | - | - | - | 1 | - | - | - | - | | |
| Kazakhstan | 66 | 69 | 88 | 136 | - | - | - | - | | |
| Sweden | - | 1 | 5 | 55 | 4 | 55 | - | - | | |
| India | 92 | 249 | 70 | 357 | 40 | 71 | 96 | 429 | | |
| Bahrain | - | - | - | - | 1 | 6 | - | - | | |
| Romania | - | - | 23 | 43 | - | - | - | - | | |
| Egypt | - | - | - | - | - | - | 1 | 2 | | |
| Greece | 2 | 11 | 2 | 20 | - | - | - | - | | |
| Jordan | - | - | - | 1 | - | - | - | - | | |
| China | - | - | - | 1 | - | - | - | - | | |
| Mexico | - | - | - | - | 266 | 358 | - | - | | |
| Moldova, Republic of | - | - | - | 5 | - | - | - | - | | |
| Israel | - | - | - | - | 10 | 15 | - | - | | |
| Malta | - | - | - | 2 | - | - | - | - | | |
| Saudi Arabia | 1 | 10 | 1 | 8 | 1 | 14 | 1 | 5 | | |
| Others | 1 | 4 | - | 1 | - | - | 1 | - | 2 | 13 |
| **Total** | **1,035** | **2,935** | **1,365** | **4,050** | **1,421** | **4,242** | **867** | **4,635** | **1,072** | **2,416** |

**Table 2.50**

**SRI LANKA: EXPORT OF PEPPER OIL BY COUNTRY OF DESTINATION**

| Country of destination | 2014 | | 2015 | | 2016 | | 2017 | | 2018 | |
|---|---|---|---|---|---|---|---|---|---|---|
| | MT | $'000 | MT | $'000 | MT | $'000 | MT | $'000 | MT | $'000 |
| Spain | 1 | 41 | 10 | 488 | 0 | 14 | 6 | 332 | 24 | 113 |
| India | 1 | 9 | 2 | 112 | 20 | 1,300 | 10 | 405 | 18 | 732 |
| Germany | 5 | 480 | 23 | 1,257 | 6 | 465 | 10 | 612 | 13 | 457 |
| United States | 6 | 652 | 4 | 395 | 3 | 210 | 11 | 1,058 | 4 | 218 |
| United Kingdom | 1 | 86 | 5 | 381 | 0 | 21 | 0 | 7 | 2 | 86 |
| Switzerland | 1 | 96 | 2 | 154 | 1 | 76 | 0 | 1 | 1 | 66 |
| China | 1 | 62 | 0 | 32 | 1 | 75 | 3 | 216 | 1 | 53 |
| France | 3 | 204 | 2 | 152 | 1 | 95 | 1 | 82 | 1 | 67 |
| Australia | - | - | 0 | 20 | 0 | 8 | 1 | 39 | 1 | 26 |
| Canada | - | - | 0 | 4 | 0 | 38 | 1 | 87 | 1 | 38 |
| Brazil | - | - | 0 | 7 | - | - | - | - | 0 | 10 |
| Philippines | - | - | 0 | 19 | - | - | - | - | 0 | 8 |
| Netherlands | - | - | 8 | 549 | - | - | 4 | 196 | 0 | 7 |
| Japan | 0 | 0 | - | - | 0 | 0 | 0 | 0 | 0 | 0 |
| Bulgaria | 0 | 10 | 1 | 49 | - | - | - | - | | |
| Ireland | 0 | 1 | - | - | 1 | 24 | - | - | | |
| South Africa | - | - | 1 | 29 | 0 | 2 | 0 | 3 | | |
| Hong Kong | - | - | - | - | 0 | 5 | - | - | | |
| Italy | - | - | 0 | 8 | 1 | 71 | - | - | | |
| Mexico | - | - | - | - | 4 | 205 | - | - | | |
| Peru | 0 | 17 | - | - | - | - | - | - | | |
| Indonesia | 3 | 376 | 2 | 218 | 1 | 120 | 2 | 98 | | |
| Hungary | 1 | 44 | 0 | 21 | 2 | 78 | - | - | | |
| Israel | - | - | - | - | - | - | - | - | | |
| Poland | - | - | - | - | 1 | 41 | - | - | | |
| Belgium | - | - | 0 | 18 | - | - | - | - | | |
| Czech Rep. | - | - | 0 | 15 | - | - | - | - | | |
| Turkey | - | - | 1 | 28 | - | - | - | - | | |
| Singapore | - | - | 0 | 1 | - | - | - | - | | |
| Slovakia | 2 | 85 | 0 | 21 | 1 | 28 | - | - | | |
| Argentina | 1 | 38 | - | - | - | - | - | - | | |
| Malaysia | - | - | - | - | 0 | 28 | - | - | | |
| Others | - | - | 0 | 1 | - | - | 0 | 1 | 0 | 9 |
| **Total** | **26** | **2,201** | **61** | **3,977** | **43** | **2,904** | **49** | **3,139** | **67** | **1,891** |

**Table 2.51**

**SRI LANKA: EXPORT OF PEPPER OLEORESIN BY COUNTRY OF DESTINATION**

| Country of destination | 2014 | | 2015 | | 2016 | | 2017 | | 2018 | |
|---|---|---|---|---|---|---|---|---|---|---|
| | MT | $'000 | MT | $'000 | MT | $'000 | MT | $'000 | MT | $'000 |
| Germany | 55 | 2,160 | 74 | 3,558 | 72 | 3,525 | 114 | 5,261 | 96 | 3,494 |
| India | 22 | 1,058 | 41 | 2,045 | 93 | 5,815 | 39 | 2,185 | 84 | 2,688 |
| United States of Americ | 49 | 2,376 | 77 | 3,922 | 92 | 5,417 | 109 | 5,010 | 66 | 2,389 |
| Estonia | 10 | 423 | 13 | 565 | 19 | 905 | 17 | 744 | 20 | 625 |
| Austria | 10 | 365 | 10 | 445 | 25 | 1,138 | 11 | 492 | 17 | 585 |
| United Kingdom | 15 | 773 | 13 | 733 | 13 | 706 | 6 | 305 | 11 | 477 |
| Egypt | - | - | 6 | 281 | 11 | 596 | - | - | 11 | 426 |
| Turkey | 11 | 336 | 12 | 606 | 0 | 12 | 0 | 18 | 9 | 275 |
| Australia | 5 | 242 | 2 | 83 | 2 | 103 | 4 | 198 | 9 | 354 |
| Spain | 4 | 166 | 7 | 307 | 5 | 266 | 15 | 606 | 9 | 290 |
| China | 10 | 366 | 4 | 231 | 1 | 47 | 10 | 454 | 4 | 166 |
| Canada | - | - | 6 | 199 | 7 | 365 | 6 | 301 | 4 | 123 |
| Ireland | - | - | 9 | 397 | 15 | 720 | 7 | 311 | 4 | 117 |
| Netherlands | - | - | 5 | 217 | 6 | 305 | 6 | 276 | 3 | 146 |
| Slovakia | 3 | 93 | 0 | 3 | 5 | 201 | 5 | 273 | 3 | 89 |
| Switzerland | - | - | 0 | 36 | - | - | 1 | 56 | 2 | 88 |
| Ukraine | 0 | 6 | 1 | 32 | 165 | 374 | 1 | 44 | 2 | 55 |
| Philippines | - | - | 2 | 137 | 0 | 15 | 2 | 90 | 2 | 70 |
| Thailand | - | - | 1 | 29 | 1 | 30 | - | - | 1 | 54 |
| Indonesia | 0 | 23 | - | - | 1 | 35 | 1 | 42 | 1 | 38 |
| Peru | 1 | 74 | 2 | 83 | 5 | 269 | 3 | 146 | 1 | 23 |
| Israel | 1 | 54 | - | - | 1 | 65 | - | - | 0 | 10 |
| Brazil | 0 | 22 | 0 | 14 | 6 | 212 | 11 | 306 | 0 | 9 |
| France | 4 | 206 | 6 | 326 | 7 | 417 | 1 | 36 | 0 | 9 |
| Mexico | - | - | 6 | 308 | 4 | 210 | 9 | 483 | 0 | 1 |
| Russia | - | - | 3 | 151 | 1 | 85 | - | - | 0 | 0 |
| China, Taiwan | | | | | | | 3 | 113 | 0 | 2 |
| China, Hong Kong | - | - | 1 | 26 | 1 | 48 | 1 | 19 | 0 | 3 |
| Bahrain | - | - | - | - | 0 | 0 | - | - | | |
| Uzbekistan | - | - | - | - | 0 | 21 | - | - | | |
| Poland | - | - | 2 | 80 | - | - | - | - | | |
| Belgium | - | - | - | - | 0 | 5 | - | - | | |
| Kenya | - | - | - | - | 0 | 1 | - | - | | |
| Bulgaria | 2 | 77 | - | - | - | - | - | - | | |
| Slovenia | - | - | - | - | 0 | 1 | 0 | 4 | | |
| South Africa | 1 | 39 | - | - | 1 | 80 | - | - | | |
| Romania | - | - | 0 | 16 | - | - | - | - | | |
| Others | 2 | 129 | 1 | 77 | 1 | 33 | 0 | 0 | 3 | 27 |
| **Total** | **206** | **8,989** | **301** | **14,904** | **560** | **22,022** | **382** | **17,773** | **360** | **12,635** |

**Table 2.52**

**SRI LANKA: IMPORT OF WHOLE PEPPER BY COUNTRY OF DESTINATION**

| Country of origin | 2014 | | 2015 | | 2016 | | 2017 | | 2018 | |
|---|---|---|---|---|---|---|---|---|---|---|
| | MT | $'000 | MT | $'000 | MT | $'000 | MT | $'000 | MT | $'000 |
| Viet Nam | 40 | 242 | - | - | 102 | 1,029 | 1,007 | 5,963 | 2,611 | 9,911 |
| Indonesia | 208 | 1,915 | - | - | 291 | 2,949 | - | - | 189 | 571 |
| India | 20 | 245 | - | - | 14 | 144 | 27 | 157 | 26 | 135 |
| China | - | - | 1 | 1 | - | 1 | 2 | 2 | 2 | 1 |
| United Arab Emirates | 13 | 48 | 24 | 183 | 1 | 13 | 2 | 1 | 1 | 2 |
| Taipei, Chinese | 13 | 81 | - | - | - | - | - | - | | |
| Syrian Arab Republic | - | - | - | - | 18 | 181 | - | - | | |
| Area Nes | - | - | - | - | 7 | 73 | 54 | 268 | | |
| Egypt | - | - | - | - | 24 | 246 | - | - | | |
| Australia | - | - | - | - | 1 | 14 | - | - | | |
| Italy | - | - | 26 | 283 | - | - | - | - | | |
| Spain | - | - | - | - | - | - | 1 | 1 | | |
| Others | - | 1 | - | - | 1 | 1 | - | 6 | 343 | 1,175 |
| **Total** | **294** | **2,532** | **51** | **467** | **459** | **4,651** | **1,093** | **6,398** | **3,173** | **11,795** |

**Table 2.53**

**SRI LANKA: IMPORT OF GROUND PEPPER BY COUNTRY OF DESTINATION**

| Country of origin | 2014 | | 2015 | | 2016 | | 2017 | | 2018 | |
|---|---|---|---|---|---|---|---|---|---|---|
| | MT | $'000 | MT | $'000 | MT | $'000 | MT | $'000 | MT | $'000 |
| Spain | - | - | - | - | - | - | - | 1 | 4 | 5 |
| India | 52 | 42 | 27 | 37 | 1 | 7 | 2 | 51 | 1 | 19 |
| China | 5 | 4 | 1 | - | - | 1 | 1 | 1 | 1 | 1 |
| Germany | - | 1 | - | 1 | - | - | - | 4 | 0 | 2 |
| United Arab Emirates | - | - | - | 1 | - | 4 | 1 | 1 | 0 | 0 |
| Singapore | - | - | - | - | - | - | - | 1 | 0 | 0 |
| United States of Americ | 15 | 22 | - | - | - | - | - | 1 | | |
| Viet Nam | - | - | - | - | - | - | 300 | 1,614 | | |
| Others | 1 | 4 | 1 | 1 | - | 3 | 1 | 1 | | |
| **Total** | **73** | **73** | **29** | **40** | **1** | **15** | **305** | **1,675** | **6** | **28** |

**Tabel 2.54**

**SRI LANKA: MONTHLY AVERAGE LOCAL PRICE OF BLACK PEPPER, 2009 - 2018**

| Month | Local price in LKR/Kg | | | | | | | | | |
|---|---|---|---|---|---|---|---|---|---|---|
| | **2009** | **2010** | **2011** | **2012** | **2013** | **2014** | **2015** | **2016** | **2017** | **2018** |
| January | 295 | 255 | 457 | 918 | 703 | 874 | 982 | 1,199 | 1,076 | 597 |
| February | 309 | 248 | 461 | 1005 | 692 | 852 | 982 | 1,185 | 1,094 | 612 |
| March | 312 | 261 | 490 | 1097 | 701 | 852 | 1,049 | 1,222 | 1,093 | 619 |
| April | 317 | 270 | 508 | 1054 | 688 | 875 | 1,053 | 1,222 | 1,010 | 607 |
| May | 337 | 313 | 594 | 897 | 662 | 987 | 1,072 | 1,268 | 971 | 608 |
| June | 301 | 323 | 638 | 655 | 662 | 1,012 | 1,116 | 1,326 | 914 | 593 |
| July | 233 | 371 | 738 | 673 | 657 | 1,172 | 1,140 | 1,263 | 695 | 532 |
| August | 248 | 358 | 741 | 704 | 666 | 1,224 | 1,087 | 1,236 | 662 | 586 |
| September | 270 | 383 | 801 | 776 | 743 | 1,143 | 1,133 | 1,253 | 680 | 655 |
| October | 277 | 401 | 926 | 764 | 789 | 1,171 | 1,161 | 1,284 | 642 | 651 |
| November | 282 | 459 | 953 | 750 | 900 | 1,167 | 1,228 | 1,320 | 626 | 596 |
| December | 278 | 453 | 980 | 720 | 940 | 1,120 | 1,205 | 1,176 | 566 | 673 |
| **Average** | **288** | **341** | **691** | **834** | **734** | **1,037** | **1,101** | **1,246** | **836** | **611** |

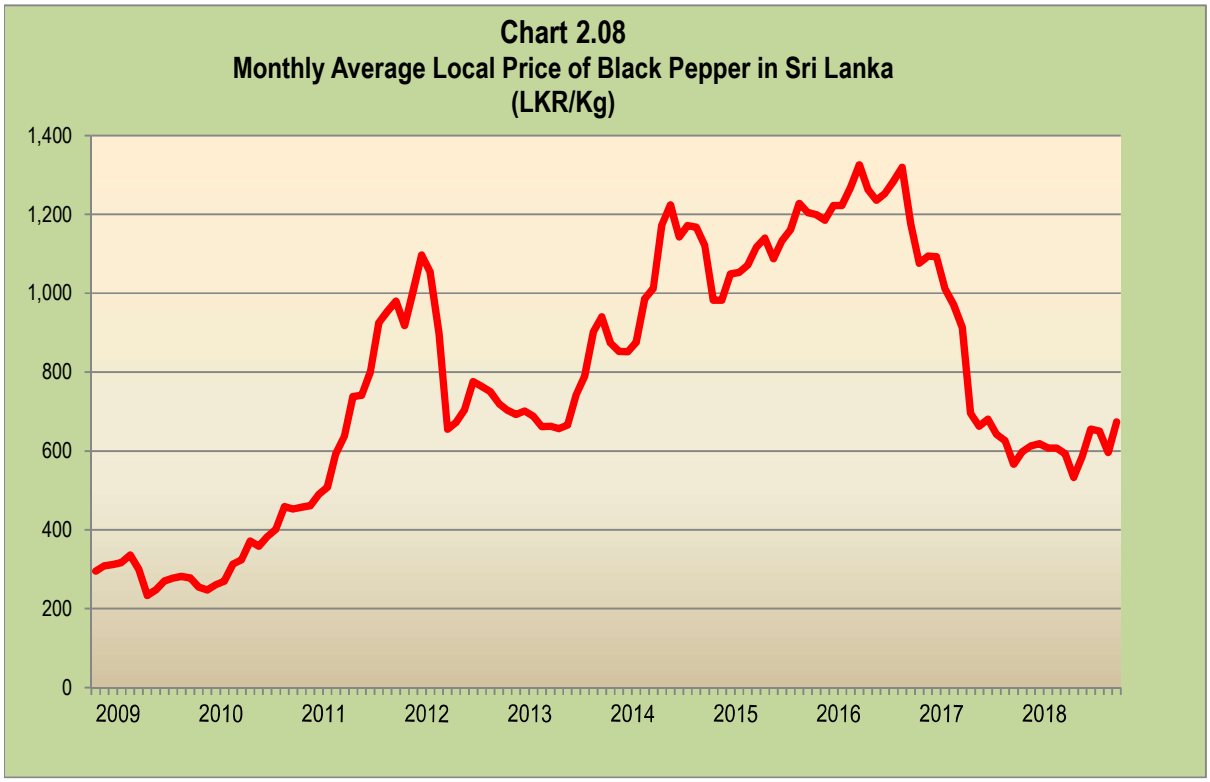

# VIETNAM

# VIETNAM




Vietnam considered as the largest pepper producer and exporter during this decade. Vietnam also recorded the highest in productivity, with an average of reaching almost 2 Mt of pepper per ha annually.

During 2018, Vietnam produced 205,000 Mt, a figure slightly higher than the pepper production in 2017, which was at around 200,000 Mt. The production level was 42% higher from the average production during this decade.

In 2018, Vietnam exported 235,889 Mt of pepper valued at USD 774 million, the highest achieved among exporting countries so far. Out of this, around 11% was white pepper. The total export represents an increase of 10% in volume compared to the 215,200 Mt exported in 2017. In terms of value, export in 2018 decreased by 31% from USD 1,1 billion in 2017. In terms of export share, Vietnam's export in 2018 was 55% of total exports from producing countries.

| Vietnam | 2018 | 2014 | Average (2014 – 2018) |
|---|---|---|---|
| Area under pepper (HA) | 100,011 | 85,500 | 99,602 |
| Pepper Production (MT) | 205,000 | 148,760 | 169,152 |
| Pepper Export (MT) | 235,889 | 156,396 | 184,073 |
| Export Earnings from pepper (USD'000) | 774,715 | 1,210,172 | 1,163,771 |
| Domestic Consumption (MT) | 8,000 | 6,500 | 6,950 |
| Exchange Rate (VND/USD) | | | |

.

**Tabel 2.55**

**VIETNAM : AREA, PRODUCTION AND CONSUMPTION OF PEPPER**

**2009 - 2018**

| Years | Area (in ht) | Production (M.Tons) | | | Consumption (M. Tons) |
|---|---|---|---|---|---|
| | | Black | White | Total | |
| 2009 | 50,000 | 101,750 | 22,000 | 123,750 | 4,300 |
| 2010 | 51,000 | 88,000 | 22,000 | 110,000 | 4,600 |
| 2011 | 52,500 | 98,000 | 22,000 | 120,000 | 5,000 |
| 2012 | 54,500 | 97,000 | 21,000 | 118,000 | 5,500 |
| 2013 | 61,500 | 105,000 | 17,000 | 122,000 | 6,000 |
| 2014 | 85,500 | 128,760 | 20,000 | 148,760 | 6,500 |
| 2015 | 97,500 | 105,000 | 17,000 | 122,000 | 6,500 |
| 2016 | 105,000 | 150,000 | 20,000 | 170,000 | 6,500 |
| 2017 | 110,000 | 175,000 | 25,000 | 200,000 | 7,250 |
| 2018 | 100,011 | 180,000 | 25,000 | 205,000 | 8,000 |

**Chart 2.09**

**Production and Export of Pepper by Vietnam in Mt**

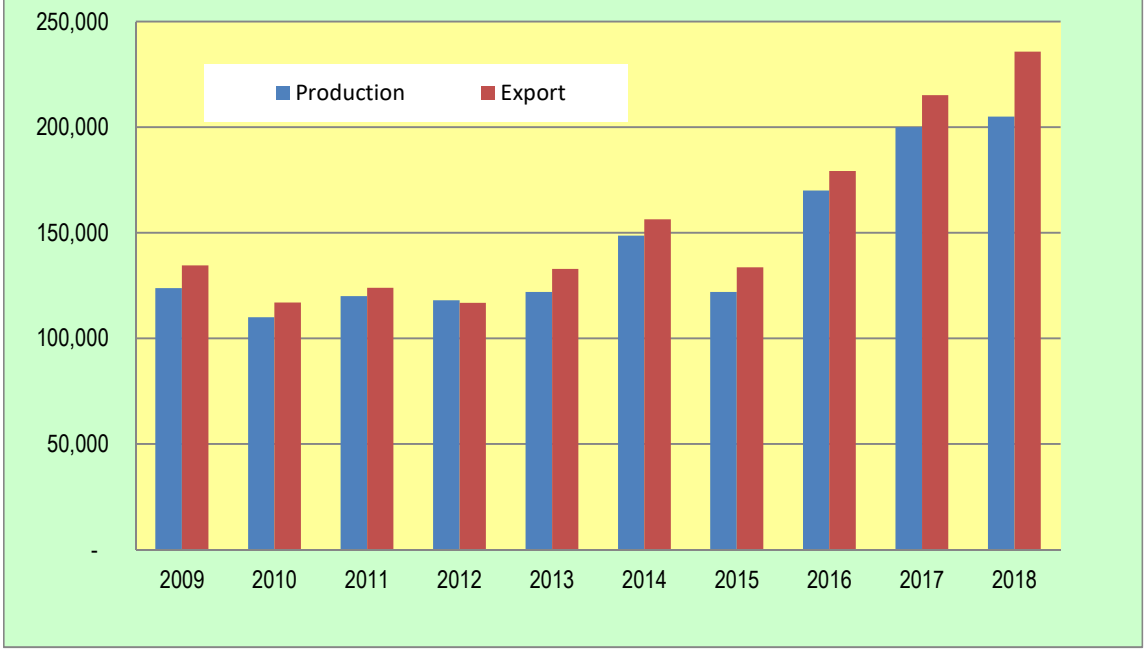

**Tabel 2.56**

**VIETNAM: ANNUAL EXPORT OF BLACK AND WHITE PEPPER**

**2009 - 2018**

| Year | Black Pepper | | White Pepper | | T o t a l | |
|---|---|---|---|---|---|---|
| | M. Tons | US$'000 | M. Tons | US$'000 | M. Tons | US$'000 |
| 2009 | 111,949 | 267,299 | 22,556 | 81,041 | 134,505 | 348,340 |
| 2010 | 94,148 | 313,340 | 22,724 | 108,117 | 116,872 | 421,457 |
| 2011 | 99,778 | 544,555 | 24,083 | 187,897 | 123,861 | 732,452 |
| 2012 | 94,125 | 590,080 | 22,717 | 203,571 | 116,842 | 793,651 |
| 2013 | 108,555 | 681,606 | 24,209 | 208,211 | 132,764 | 889,817 |
| 2014 | 140,067 | 1,036,307 | 16,329 | 173,865 | 156,396 | 1,210,172 |
| 2015 | 115,505 | 1,039,014 | 18,140 | 237,735 | 133,645 | 1,276,749 |
| 2016 | 150,924 | 1,138,677 | 28,309 | 298,742 | 179,233 | 1,437,419 |
| 2017 | 187,500 | 937,500 | 27,700 | 182,300 | 215,200 | 1,119,800 |
| 2018 | 209,204 | 652,913 | 26,685 | 121,802 | 235,889 | 774,715 |

*Note: Break up of blackand white is estimate*

**Tabel 2.57**

**VIETNAM: ANNUAL EXPORT OF WHOLE AND GROUND PEPPER**

**2009 - 2018**

| Year | WHOLE PEPPER | | GROUND PEPPER | | T O T A L | |
|---|---|---|---|---|---|---|
| | M. Tons | US$'000 | M. Tons | US$'000 | M. Tons | US$'000 |
| 2009 | 123,664 | 310,029 | 10,841 | 38,311 | 134,505 | 348,340 |
| 2010 | 102,394 | 362,070 | 14,478 | 59,387 | 116,872 | 421,457 |
| 2011 | 108,797 | 637,199 | 15,064 | 95,253 | 123,861 | 732,452 |
| 2012 | 102,740 | 687,624 | 14,102 | 106,027 | 116,842 | 793,651 |
| 2013 | 115,889 | 765,277 | 16,875 | 124,540 | 132,764 | 889,817 |
| 2014 | 136,488 | 1,029,646 | 19,908 | 180,526 | 156,396 | 1,210,172 |
| 2015 | 117,680 | 1,104,373 | 15,965 | 172,376 | 133,645 | 1,276,749 |
| 2016 | 160,083 | 1,250,337 | 19,150 | 187,082 | 179,233 | 1,437,419 |
| 2017 | 192,500 | 971,800 | 22,700 | 148,000 | 215,200 | 1,119,800 |
| 2018 | 207,934 | 641,570 | 27,955 | 133,145 | 235,889 | 774,715 |

*Note: Break up of whole and ground pepper for 2017, 2018 are estimate*

**Table 2.58**
**VIETNAM: EXPORT OF PEPPER BY COUNTRY OF DESTINATION**

| Country of destination | 2014 | | 2015 | | 2016 | | 2017 | | 2018 | |
|---|---|---|---|---|---|---|---|---|---|---|
| | MT | $'000 | MT | $'000 | MT | $'000 | MT | $'000 | MT | $'000 |
| United States of Ameri | 31,854 | 257,691 | 26,799 | 266,117 | 39,674 | 342,095 | 39,088 | 222,180 | 44,140 | 153,344 |
| China | 2,514 | 17,483 | 3,117 | 32,106 | 9,010 | 48,285 | 14,518 | 56,009 | 34,439 | 107,401 |
| India | 10,392 | 77,892 | 8,434 | 77,936 | 11,125 | 84,288 | 16,228 | 78,607 | 20,441 | 62,906 |
| Pakistan | 4,819 | 33,647 | 2,251 | 20,946 | 7,612 | 58,318 | 9,228 | 46,294 | 10,371 | 32,159 |
| United Arab Emirates | 11,324 | 83,245 | 11,179 | 97,965 | 12,509 | 91,714 | 12,775 | 60,870 | 9,781 | 28,665 |
| Germany | 5,210 | 46,221 | 6,028 | 63,307 | 7,097 | 65,297 | 7,388 | 44,137 | 7,982 | 29,745 |
| Egypt | 4,483 | 31,877 | 4,218 | 36,489 | 6,082 | 43,174 | 7,604 | 33,657 | 7,177 | 19,079 |
| Netherlands | 9,317 | 75,393 | 6,993 | 73,801 | 5,779 | 52,612 | 6,239 | 39,571 | 6,509 | 27,752 |
| South Korea | 3,887 | 31,773 | 4,277 | 40,579 | 4,147 | 34,107 | 4,915 | 28,383 | 5,157 | 17,919 |
| Thailand | 2,574 | 21,808 | 2,639 | 30,458 | 3,138 | 30,607 | 4,180 | 26,975 | 5,037 | 20,284 |
| Philippines | 2,524 | 13,992 | 2,919 | 20,417 | 7,640 | 58,724 | 4,157 | 16,840 | 5,027 | 13,173 |
| United Kingdom | 3,672 | 31,463 | 4,030 | 40,203 | 3,522 | 32,529 | 4,312 | 28,306 | 4,513 | 18,258 |
| Russia | 3,711 | 26,826 | 3,204 | 29,051 | 4,496 | 32,992 | 4,451 | 21,172 | 4,031 | 11,171 |
| Saudi Arabia | 2,034 | 14,203 | 2,412 | 21,293 | 3,761 | 29,786 | 4,354 | 22,525 | 3,576 | 11,224 |
| Japan | 2,761 | 28,035 | 2,822 | 33,076 | 2,646 | 28,277 | 2,513 | 19,659 | 3,123 | 14,924 |
| Canada | 1,191 | 9,425 | 1,461 | 14,426 | 1,765 | 15,621 | 2,529 | 14,647 | 2,925 | 10,091 |
| Turkey | 1,504 | 8,980 | 1,502 | 12,048 | 2,445 | 16,143 | 4,263 | 18,757 | 2,859 | 7,874 |
| France | 2,499 | 21,131 | 2,079 | 20,584 | 2,534 | 22,694 | 2,136 | 12,287 | 2,724 | 9,384 |
| South Africa | 1,743 | 14,486 | 1,721 | 17,000 | 2,465 | 20,861 | 2,564 | 14,672 | 2,554 | 9,159 |
| Spain | 3,494 | 25,947 | 3,886 | 35,138 | 4,852 | 39,423 | 3,123 | 17,113 | 2,450 | 8,549 |
| Australia | 1,970 | 19,013 | 1,789 | 19,744 | 2,234 | 20,485 | 2,323 | 14,253 | 2,424 | 9,701 |
| Israel | 1,072 | 7,230 | 1,292 | 11,061 | 1,664 | 12,390 | 2,237 | 11,080 | 2,254 | 6,746 |
| Senegal | 517 | 3,894 | 776 | 6,684 | 1,125 | 8,252 | 2,781 | 12,781 | 2,069 | 6,008 |
| Poland | 2,064 | 16,468 | 1,346 | 13,062 | 1,376 | 10,950 | 951 | 4,972 | 1,893 | 6,342 |
| Singapore | 15,658 | 109,420 | 9,613 | 87,101 | 1,254 | 10,288 | 863 | 4,894 | 1,793 | 5,829 |
| Ukraine | 1,154 | 7,893 | 1,247 | 10,360 | 1,517 | 10,257 | 1,224 | 5,660 | 1,677 | 4,880 |
| Bangladesh | 374 | 2,840 | 125 | 1,267 | 1,154 | 9,421 | 1,823 | 9,755 | 1,218 | 4,102 |
| Syria | 124 | 598 | 253 | 1,764 | 640 | 4,932 | 791 | 3,858 | 1,202 | 3,474 |
| Malaysia | 1,707 | 12,940 | 1,165 | 11,235 | 1,480 | 12,215 | 1,362 | 7,662 | 1,179 | 4,341 |
| Italy | 1,559 | 12,521 | 1,477 | 14,913 | 1,081 | 9,216 | 1,138 | 6,537 | 1,063 | 3,788 |
| Greece | 650 | 5,037 | 752 | 6,933 | 868 | 6,861 | 980 | 4,431 | 874 | 2,645 |
| Indonesia | 4,408 | 36,645 | 787 | 7,383 | 1,769 | 14,106 | 707 | 4,026 | 843 | 2,784 |
| Taipei, Chinese | 417 | 2,875 | 447 | 3,928 | 562 | 4,144 | 751 | 4,031 | 823 | 2,844 |
| Sudan | 82 | 515 | 322 | 2,659 | 648 | 4,521 | 943 | 4,233 | 575 | 1,492 |
| Romania | 243 | 1,409 | 259 | 2,325 | 456 | 3,497 | 331 | 1,673 | 572 | 1,552 |
| Tunisia | 719 | 4,734 | 495 | 4,159 | 782 | 5,410 | 757 | 3,671 | 546 | 1,516 |
| Belgium | 462 | 4,314 | 599 | 6,674 | 995 | 9,270 | 590 | 4,397 | 453 | 1,910 |
| Latvia | 551 | 4,241 | 332 | 2,760 | 442 | 3,115 | 159 | 595 | 337 | 890 |
| Mexico | 497 | 3,656 | 329 | 2,984 | 713 | 5,739 | 333 | 2,243 | 161 | 566 |
| Algeria | 853 | 5,511 | 610 | 5,496 | 1,597 | 11,401 | 1,981 | 9,442 | | |
| Others | 9,808 | 76,898 | 7,662 | 71,316 | 14,576 | 113,400 | 35,592 | 176,872 | 29,117 | 90,245 |
| | | | | | | | | - | | |
| **Total** | **156,396** | **1,210,172** | **133,646** | **1,276,749** | **179,233** | **1,437,419** | **215,184** | **1,119,729** | **235,889** | **774,715** |

*Note: includes ground pepper*

**Table 2.59**
**VIETNAM: EXPORT OF WHOLE PEPPER BY COUNTRY OF DESTINATION**

| Country of destination | 2012 | | 2013 | | 2014 | | 2015 | | 2016 | |
|---|---|---|---|---|---|---|---|---|---|---|
| | MT | $'000 | MT | $'000 | MT | $'000 | MT | $'000 | MT | $'000 |
| United States of America | 12,645 | 88,977 | 20,521 | 144,044 | 25,183 | 198,598 | 22,829 | 223,870 | 32,072 | 272,365 |
| United Arab Emirates | 10,295 | 65,358 | 8,811 | 54,972 | 11,300 | 83,035 | 11,175 | 97,915 | 12,471 | 91,365 |
| India | 5,624 | 37,621 | 5,660 | 36,085 | 10,311 | 77,180 | 8,408 | 77,610 | 11,070 | 83,628 |
| China | 1,311 | 8,657 | 2,289 | 14,959 | 2,461 | 16,878 | 2,985 | 30,569 | 8,954 | 47,732 |
| Philippines | 2,477 | 12,115 | 2,595 | 14,067 | 2,524 | 13,992 | 2,919 | 20,417 | 7,640 | 58,724 |
| Pakistan | 2,937 | 18,622 | 2,351 | 15,269 | 4,802 | 33,479 | 2,251 | 20,946 | 7,612 | 58,318 |
| Germany | 10,353 | 77,282 | 10,702 | 78,560 | 4,446 | 38,140 | 5,905 | 61,872 | 6,854 | 62,865 |
| Egypt | 5,915 | 36,379 | 4,111 | 25,316 | 4,483 | 31,877 | 4,218 | 36,489 | 6,082 | 43,174 |
| Spain | 3,812 | 27,251 | 3,283 | 22,417 | 3,291 | 24,335 | 3,785 | 33,940 | 4,663 | 37,719 |
| Russian Federation | 3,117 | 20,417 | 3,963 | 25,439 | 3,711 | 26,826 | 3,204 | 29,051 | 4,249 | 31,059 |
| Korea, Republic of | 2,327 | 16,571 | 2,684 | 18,316 | 3,726 | 30,495 | 3,938 | 37,354 | 3,866 | 31,759 |
| Saudi Arabia | 1,697 | 11,056 | 1,621 | 10,333 | 2,034 | 14,203 | 2,412 | 21,293 | 3,734 | 29,594 |
| Netherlands | 6,593 | 47,231 | 5,692 | 41,940 | 6,676 | 52,533 | 4,344 | 45,358 | 3,604 | 31,385 |
| Thailand | 952 | 7,422 | 1,885 | 12,021 | 2,193 | 17,956 | 2,076 | 23,497 | 2,514 | 23,400 |
| Turkey | 1,715 | 8,515 | 1,471 | 7,712 | 1,456 | 8,712 | 1,502 | 12,048 | 2,445 | 16,143 |
| France | 1,727 | 12,138 | 1,581 | 11,635 | 2,409 | 20,252 | 1,960 | 19,304 | 2,399 | 21,503 |
| South Africa | 931 | 6,443 | 1,308 | 9,113 | 1,345 | 11,706 | 1,264 | 13,090 | 1,940 | 16,230 |
| Indonesia | 104 | 746 | 82 | 646 | 4,406 | 36,633 | 785 | 7,353 | 1,768 | 14,095 |
| Israel | 924 | 5,833 | 1,103 | 7,010 | 1,072 | 7,230 | 1,292 | 11,061 | 1,628 | 12,082 |
| Algeria | 1,046 | 6,584 | 1,360 | 8,216 | 853 | 5,511 | 610 | 5,496 | 1,597 | 11,401 |
| Ukraine | 2,164 | 13,051 | 2,350 | 14,017 | 1,154 | 7,893 | 1,247 | 10,360 | 1,517 | 10,257 |
| Canada | 1,063 | 7,860 | 1,110 | 8,152 | 1,056 | 8,475 | 1,181 | 11,878 | 1,426 | 12,824 |
| United Kingdom | 1,040 | 7,324 | 1,338 | 9,253 | 999 | 8,430 | 1,632 | 13,520 | 1,397 | 11,632 |
| Singapore | 6,575 | 40,682 | 11,096 | 63,104 | 15,654 | 109,369 | 9,606 | 87,020 | 1,232 | 10,080 |
| Poland | 1,825 | 11,675 | 2,537 | 16,182 | 1,911 | 15,101 | 1,229 | 11,753 | 1,189 | 9,010 |
| Bangladesh | 351 | 2,670 | 238 | 1,837 | 374 | 2,840 | 125 | 1,267 | 1,149 | 9,378 |
| Senegal | 283 | 1,818 | 95 | 573 | 517 | 3,894 | 761 | 6,594 | 1,125 | 8,252 |
| Italy | 1,381 | 9,791 | 1,475 | 10,242 | 1,514 | 12,195 | 1,477 | 14,913 | 1,070 | 9,145 |
| Australia | 688 | 5,346 | 738 | 5,638 | 720 | 6,887 | 890 | 9,932 | 967 | 8,317 |
| Malaysia | 632 | 4,397 | 758 | 4,639 | 1,476 | 10,864 | 890 | 8,887 | 955 | 8,891 |
| Greece | 877 | 5,834 | 748 | 4,880 | 650 | 5,037 | 752 | 6,933 | 868 | 6,861 |
| Tunisia | 714 | 4,475 | 814 | 4,882 | 719 | 4,734 | 495 | 4,159 | 782 | 5,410 |
| Sudan | 80 | 512 | 74 | 422 | 82 | 515 | 322 | 2,659 | 648 | 4,521 |
| Syrian Arab Republic | 571 | 2,992 | 228 | 1,368 | 124 | 598 | 253 | 1,764 | 640 | 4,932 |
| Mexico | 27 | 171 | 22 | 122 | 407 | 2,879 | 269 | 2,442 | 617 | 5,097 |
| Belgium | 186 | 1,337 | 111 | 853 | 125 | 1,027 | 464 | 5,291 | 582 | 5,253 |
| Japan | 650 | 5,567 | 1,391 | 11,488 | 741 | 7,301 | 761 | 8,701 | 581 | 5,487 |
| Taipei, Chinese | 316 | 1,967 | 233 | 1,315 | 398 | 2,719 | 440 | 3,837 | 551 | 4,049 |
| Romania | 209 | 1,305 | 178 | 1,002 | 243 | 1,409 | 259 | 2,325 | 456 | 3,497 |
| Latvia | 735 | 4,742 | 562 | 3,648 | 551 | 4,241 | 332 | 2,760 | 442 | 3,115 |
| Others | 5,871 | 38,890 | 6,720 | 43,590 | 8,527 | 65,611 | 6,696 | 60,953 | 13,307 | 101,586 |
| **Total** | **102,740** | **687,624** | **115,889** | **765,277** | **136,624** | **1,031,592** | **117,941** | **1,106,482** | **158,664** | **1,242,137** |

*Note: Break up of whole pepper export for 2017, 2018 are not availale*

**Table 2.60**
**VIETNAM: EXPORT OF GROUND PEPPER BY COUNTRY OF DESTINATION**

| Country of destination | 2012 | | 2013 | | 2014 | | 2015 | | 2016 | |
|---|---|---|---|---|---|---|---|---|---|---|
| | MT | $'000 | MT | $'000 | MT | $'000 | MT | $'000 | MT | $'000 |
| United States of America | 4,288 | 31,415 | 5,308 | 38,797 | 6,671 | 59,093 | 3,970 | 42,247 | 7,602 | 69,730 |
| Netherlands | 1,557 | 11,576 | 2,673 | 19,648 | 2,641 | 22,860 | 2,649 | 28,443 | 2,175 | 21,227 |
| United Kingdom | 2,751 | 20,664 | 3,001 | 22,046 | 2,673 | 23,033 | 2,398 | 26,683 | 2,125 | 20,897 |
| Japan | 862 | 7,920 | 832 | 6,527 | 2,020 | 20,734 | 2,061 | 24,375 | 2,065 | 22,790 |
| Australia | 649 | 4,983 | 893 | 6,836 | 1,250 | 12,126 | 899 | 9,812 | 1,267 | 12,168 |
| Thailand | 172 | 1,509 | 320 | 2,904 | 381 | 3,852 | 563 | 6,961 | 624 | 7,207 |
| South Africa | 436 | 2,888 | 509 | 3,157 | 398 | 2,780 | 457 | 3,910 | 525 | 4,631 |
| Malaysia | 94 | 687 | 222 | 1,518 | 231 | 2,076 | 275 | 2,348 | 525 | 3,324 |
| Belgium | 470 | 3,309 | 390 | 3,022 | 337 | 3,287 | 135 | 1,383 | 413 | 4,017 |
| Canada | 87 | 689 | 163 | 1,232 | 135 | 950 | 280 | 2,548 | 339 | 2,797 |
| Sweden | 363 | 2,839 | 420 | 3,193 | 372 | 3,286 | 369 | 3,950 | 325 | 3,053 |
| Korea, Republic of | 269 | 1,797 | 205 | 1,454 | 161 | 1,278 | 339 | 3,225 | 281 | 2,348 |
| Russian Federation | 1 | 3 | | - | | - | | - | 247 | 1,933 |
| Germany | 410 | 3,124 | 223 | 1,920 | 764 | 8,081 | 123 | 1,435 | 243 | 2,432 |
| New Zealand | 145 | 1,120 | 226 | 1,639 | 211 | 1,965 | 114 | 1,310 | 225 | 2,193 |
| Spain | 184 | 1,575 | 90 | 691 | 203 | 1,612 | 101 | 1,198 | 189 | 1,704 |
| Philippines | 88 | 673 | 65 | 489 | 153 | 1,367 | 117 | 1,309 | 187 | 1,940 |
| Denmark | 162 | 1,334 | 248 | 2,023 | 223 | 2,164 | 74 | 796 | 179 | 1,643 |
| Poland | 165 | 939 | 148 | 1,002 | 154 | 1,061 | 101 | 1,098 | 160 | 1,421 |
| France | 67 | 452 | 60 | 410 | 90 | 879 | 119 | 1,280 | 135 | 1,191 |
| Mexico | | - | 56 | 353 | 90 | 777 | 60 | 542 | 96 | 642 |
| Estonia | 166 | 1,289 | 91 | 772 | 6 | 47 | | - | 80 | 842 |
| Finland | 157 | 1,215 | 125 | 910 | 82 | 615 | 20 | 204 | 64 | 545 |
| China | 38 | 371 | 48 | 417 | 53 | 605 | 132 | 1,537 | 56 | 553 |
| Ireland | | - | | - | | - | 28 | 296 | 55 | 541 |
| India | 94 | 777 | 20 | 133 | 81 | 712 | 26 | 326 | 55 | 660 |
| Jamaica | | - | 17 | 143 | 30 | 237 | 16 | 139 | 50 | 322 |
| Brazil | 35 | 243 | 34 | 210 | 24 | 208 | 33 | 347 | 43 | 407 |
| United Arab Emirates | 28 | 168 | | - | 24 | 210 | 4 | 50 | 38 | 349 |
| Nigeria | 14 | 144 | 16 | 163 | 40 | 413 | 24 | 301 | 37 | 467 |
| Israel | 30 | 201 | 30 | 244 | | - | | - | 36 | 308 |
| Slovenia | 3 | 19 | 3 | 21 | 43 | 449 | 20 | 157 | 30 | 207 |
| Saudi Arabia | | - | | - | | - | | - | 27 | 192 |
| Singapore | 8 | 56 | 8 | 51 | 4 | 51 | 7 | 81 | 22 | 208 |
| Croatia | 15 | 77 | 15 | 80 | | - | | - | 15 | 136 |
| Italy | 55 | 285 | 88 | 500 | 45 | 326 | | - | 11 | 71 |
| Taipei, Chinese | 7 | 36 | 3 | 18 | 19 | 156 | 7 | 91 | 11 | 95 |
| Bangladesh | | - | | - | | - | | - | 5 | 43 |
| Austria | | - | 10 | 23 | 16 | 31 | | - | 1 | 5 |
| Indonesia | 3 | 16 | - | 2 | 2 | 12 | 2 | 30 | 1 | 11 |
| Others | 229 | 1,634 | 315 | 1,992 | 145 | 1,247 | 182 | 1,855 | 5 | 32 |
| **Total** | **14,102** | **106,027** | **16,875** | **124,540** | **19,772** | **178,580** | **15,705** | **170,267** | **20,569** | **195,282** |

*Note: Break up of ground pepper export for 2017, 2018 are not availale*

**Table 2.61**

**VIETNAM: IMPORT OF WHOLE PEPPER BY COUNTRY OF ORIGIN**

| Country of origin | 2012 | | 2013 | | 2014 | | 2015 | | 2016 | |
|---|---|---|---|---|---|---|---|---|---|---|
| | MT | $'000 | MT | $'000 | MT | $'000 | MT | $'000 | MT | $'000 |
| Indonesia | 14,202 | 90,492 | 11,177 | 76,419 | 4,964 | 35,529 | 15,492 | 147,237 | 10,519 | 81,766 |
| Brazil | 375 | 2,511 | 375 | 2,370 | 2,014 | 14,417 | 2,185 | 19,969 | 1,391 | 11,166 |
| Cambodia | 155 | 995 | 672 | 4,013 | 1,084 | 7,758 | 179 | 1,665 | 671 | 4,887 |
| Area Nes | 662 | 4,566 | 176 | 1,220 | 519 | 3,714 | 1,855 | 15,305 | 618 | 5,328 |
| Malaysia | 321 | 1,812 | 404 | 2,921 | 709 | 5,074 | 438 | 4,677 | 459 | 3,958 |
| Singapore | 1 | 3 | - | - | - | - | 25 | 333 | 420 | 2,933 |
| India | 886 | 6,092 | 403 | 2,732 | 165 | 1,179 | 1,665 | 13,800 | 57 | 529 |
| Mexico | - | - | - | - | 18 | 132 | - | - | 44 | 149 |
| Madagascar | - | - | - | - | 17 | 120 | - | - | 39 | 298 |
| Ecuador | 36 | 188 | - | - | - | - | - | - | 15 | 119 |
| China | 60 | 561 | 35 | 352 | 69 | 492 | 40 | 212 | 7 | 107 |
| France | - | 2 | - | 1 | - | 1 | 1 | 7 | 2 | 19 |
| Sri Lanka | 28 | 170 | 682 | 4,326 | 52 | 370 | 238 | 2,270 | 1 | 3 |
| Australia | - | - | 13 | 78 | - | - | - | 2 | 1 | 10 |
| Poland | - | - | - | - | - | - | 48 | 523 | - | - |
| Thailand | - | - | - | - | 13 | 90 | 15 | 14 | - | - |
| United States of America | 108 | 601 | 190 | 1,382 | 1 | 5 | 9 | 63 | - | - |
| Netherlands | 8 | 84 | 61 | 403 | | - | 2 | 31 | - | - |
| Korea, Republic of | - | - | 15 | 101 | 14 | 98 | - | - | - | - |
| Italy | - | - | - | - | - | 3 | - | - | - | - |
| Spain | - | - | - | - | - | 1 | - | - | - | - |
| United Arab Emirates | - | - | 176 | 966 | - | - | - | - | - | - |
| Portugal | - | - | 25 | 152 | - | - | - | - | - | - |
| Nigeria | - | 1 | 24 | 153 | - | - | - | - | - | - |
| Finland | - | - | 10 | 78 | - | - | - | - | - | - |
| New Zealand | - | - | 3 | 18 | - | - | - | - | - | - |
| Others | 20 | 238 | - | - | - | 2 | - | - | - | - |
| **Total** | **16,862** | **108,316** | **14,440** | **97,684** | **9,639** | **68,985** | **22,192** | **206,107** | **14,244** | **111,271** |

*Note: Break up of whole pepper import for 2017, 2018 are not availale*

**Table 2.62**

**VIETNAM: IMPORT OF GROUND PEPPER BY COUNTRY OF ORIGIN**

| Country of origin | 2012 | | 2013 | | 2014 | | 2015 | | 2016 | |
|---|---|---|---|---|---|---|---|---|---|---|
| | MT | $'000 | MT | $'000 | MT | $'000 | MT | $'000 | MT | $'000 |
| India | | - | | - | | - | 15 | 30 | 9 | 17 |
| China | | - | | - | 10 | 84 | 5 | 192 | 9 | 135 |
| Malaysia | 1 | 9 | 3 | 37 | 4 | 35 | 3 | 52 | 8 | 84 |
| Brazil | | - | - | 1 | | - | | - | 1 | - |
| Korea, Republic of | - | 4 | - | 6 | 1 | 6 | 5 | 68 | 1 | 21 |
| Japan | - | 12 | 1 | 22 | 1 | 13 | 1 | 25 | 1 | 23 |
| Australia | | - | | - | | - | - | 2 | 1 | 12 |
| Cambodia | | - | | - | | - | 4 | 26 | | - |
| Netherlands | | - | | - | 2 | 15 | 3 | 25 | | - |
| Thailand | 4 | 39 | 20 | 68 | 4 | 32 | | - | | - |
| Germany | | - | | - | 1 | 12 | - | - | | - |
| United States of Americ | 1 | 3 | - | 3 | | - | | - | - | - |
| Indonesia | 7 | 31 | | - | | - | | - | | - |
| Others | - | 1 | 1 | 5 | 11 | 102 | 79 | 752 | 118 | 1,099 |
| **Total** | **13** | **99** | **25** | **142** | **34** | **299** | **115** | **1,172** | **148** | **1,391** |

*Note: Break up of ground pepper import for 2017, 2018 are not availale*

**Tabel 2.63**

**VIETNAM : MONTHLY AVERAGE LOCAL PRICE OF BLACK PEPPER, 2009 - 2018**

| Months | Vietnamese black pepper price in domestic market (VND/Kg) | | | | | | | | | |
|---|---|---|---|---|---|---|---|---|---|---|
| | 2009 | 2010 | 2011 | 2012 | 2013 | 2014 | 2015 | 2016 | 2017 | 2018 |
| January | 34,333 | 43,333 | 89,286 | 113,500 | 119,557 | 147,773 | 165,011 | 160,136 | 131,136 | 66,500 |
| February | 31,863 | 41,375 | 87,275 | 119,571 | 120,214 | 128,214 | 156,643 | 153,524 | 117,857 | 64,700 |
| March | 29,233 | 44,457 | 88,478 | 126,636 | 120,409 | 124,818 | 173,886 | 145,023 | 105,045 | 56,784 |
| April | 31,755 | 50,381 | 104,095 | 118,595 | 118,119 | 136,571 | 177,476 | 149,500 | 104,024 | 58,833 |
| May | 31,807 | 53,443 | 105,159 | 123,109 | 118,261 | 147,500 | 182,043 | 165,543 | 87,717 | 59,109 |
| June | 35,205 | 56,750 | 103,636 | 122,262 | 119,452 | 155,833 | 200,452 | 169,262 | 76,214 | 56,452 |
| July | 36,102 | 68,864 | 107,190 | 122,727 | 119,136 | 178,182 | 202,182 | 167,045 | 78,273 | 53,136 |
| August | 44,043 | 70,065 | 120,478 | 120,522 | 123,935 | 185,022 | 194,217 | 160,196 | 91,978 | 49,045 |
| September | 47,056 | 73,150 | 144,818 | 129,875 | 131,525 | 190,000 | 195,000 | 150,175 | 86,525 | 50,000 |
| October | 45,500 | 74,370 | 150,048 | 127,217 | 135,783 | 189,978 | 186,587 | 139,435 | 78,543 | 55,364 |
| November | 47,432 | 88,375 | 137,909 | 120,818 | 149,909 | 193,273 | 182,636 | 133,477 | 76,182 | 56,727 |
| December | 48,206 | 91,250 | 132,750 | 119,925 | 163,050 | 191,750 | 173,750 | 139,550 | 75,500 | 53,262 |
| **Average** | **38,544** | **62,984** | **114,260** | **122,063** | **128,279** | **164,076** | **182,490** | **152,739** | **92,416** | **56,659** |

**Tabel 2.64**

**VIETNAM : MONTHLY AVERAGE LOCAL PRICE OF WHITE PEPPER, 2009 - 2018**

| Months | Vietnamese white pepper price in domestic market (VND/Kg) | | | | | | | | | |
|---|---|---|---|---|---|---|---|---|---|---|
| | 2009 | 2010 | 2011 | 2012 | 2013 | 2014 | 2015 | 2016 | 2017 | 2018 |
| January | 54,167 | 68,548 | 122,857 | 177,500 | 176,807 | 201,386 | 254,886 | 238,977 | 179,091 | 107,500 |
| February | 51,538 | 67,500 | 116,750 | 182,500 | 183,024 | 176,655 | 247,500 | 212,500 | 161,905 | 107,500 |
| March | 51,576 | 68,630 | 125,000 | 190,909 | 185,500 | 172,818 | 272,727 | 197,500 | 144,773 | 96,136 |
| April | 57,095 | 72,810 | 163,095 | 184,667 | 185,500 | 193,929 | 267,643 | 197,500 | 145,833 | 98,214 |
| May | 57,136 | 78,136 | 160,909 | 187,000 | 186,935 | 197,500 | 261,370 | 200,109 | 132,717 | 98,370 |
| June | 59,636 | 80,250 | 157,500 | 186,524 | 187,500 | 205,119 | 268,357 | 197,500 | 117,976 | 96,310 |
| July | 59,818 | 98,330 | 157,500 | 185,159 | 187,500 | 214,500 | 269,091 | 197,500 | 117,955 | 88,409 |
| August | 62,152 | 96,370 | 160,913 | 183,435 | 186,848 | 214,500 | 262,457 | 193,152 | 127,283 | 82,935 |
| September | 64,500 | 99,000 | 183,818 | 188,275 | 186,450 | 233,625 | 264,500 | 183,250 | 126,875 | 82,500 |
| October | 66,615 | 105,217 | 191,548 | 186,793 | 187,522 | 249,000 | 266,674 | 175,109 | 119,674 | 88,864 |
| November | 67,000 | 115,294 | 187,500 | 178,705 | 189,636 | 253,886 | 270,500 | 171,818 | 117,500 | 89,091 |
| December | 69,706 | 122,875 | 184,375 | 176,625 | 198,823 | 267,950 | 280,500 | 185,750 | 117,500 | 87,500 |
| **Average** | **60,078** | **89,413** | **159,314** | **184,008** | **186,837** | **215,072** | **265,517** | **195,889** | **134,090** | **93,611** |

**Tabel 2.65**

**VIETNAM : MONTHLY AVERAGE FOB PRICE OF BLACK PEPPER, 2009 - 2018**

| Months | Vietnamese black pepper price in US$/MT | | | | | | | | | |
|---|---|---|---|---|---|---|---|---|---|---|
| | 2009 | 2010 | 2011 | 2012 | 2013 | 2014 | 2015 | 2016 | 2017 | 2018 |
| January | 2,276 | 2,891 | 4,450 | 6,448 | 6,480 | 7,386 | 8,920 | 9,220 | 6,477 | 3,550 |
| February | 2,158 | 2,795 | 4,450 | 6,379 | 6,650 | 6,360 | 8,826 | 8,788 | 5,850 | 3,531 |
| March | 1,875 | 2,792 | 4,537 | 6,841 | 6,514 | 6,355 | 8,995 | 8,050 | 5,505 | 3,090 |
| April | 1,913 | 2,821 | 5,521 | 6,474 | 6,350 | 6,779 | 8,893 | 8,050 | 5,415 | 3,136 |
| May | 1,991 | 2,889 | 5,568 | 6,750 | 6,311 | 7,207 | 8,780 | 8,507 | 4,508 | 3,054 |
| June | 2,060 | 3,107 | 5,750 | 6,464 | 6,190 | 7,269 | 9,002 | 8,460 | 4,157 | 2,926 |
| July | 2,094 | 3,702 | 5,859 | 6,456 | 6,125 | 8,305 | 9,250 | 8,450 | 4,256 | 2,634 |
| August | 2,639 | 3,885 | 6,157 | 6,441 | 6,174 | 8,150 | 9,303 | 8,015 | 4,778 | 2,557 |
| September | 2,693 | 3,950 | 7,385 | 6,525 | 6,690 | 8,820 | 9,425 | 7,628 | 4,560 | 2,558 |
| October | 2,750 | 3,950 | 7,950 | 6,470 | 6,850 | 9,072 | 9,430 | 7,276 | 4,137 | 2,737 |
| November | 2,895 | 4,413 | 7,225 | 6,407 | 6,895 | 9,050 | 9,425 | 6,855 | 4,050 | 2,902 |
| December | 2,925 | 4,474 | 6,988 | 6,350 | 7,365 | 9,050 | 9,558 | 7,065 | 4,050 | 2,801 |
| **Average** | **2,356** | **3,472** | **5,987** | **6,500** | **6,549** | **7,817** | **9,151** | **8,030** | **4,812** | **2,956** |

**Tabel 2.66**

**VIETNAM : MONTHLY AVERAGE FOB PRICE OF WHITE PEPPER, 2009 - 2018**

| Months | Vietnames white pepper price in U$D/MT | | | | | | | | | |
|---|---|---|---|---|---|---|---|---|---|---|
| | 2009 | 2010 | 2011 | 2012 | 2013 | 2014 | 2015 | 2016 | 2017 | 2018 |
| January | 3,576 | 4,127 | 6,750 | 9,232 | 8,782 | 9,527 | 12,591 | 13,214 | 9,673 | 5,050 |
| February | 3,244 | 4,051 | 6,800 | 9,126 | 8,850 | 8,571 | 12,479 | 12,854 | 8,960 | 5,091 |
| March | 3,046 | 4,008 | 6,976 | 9,341 | 8,918 | 8,555 | 12,918 | 11,932 | 7,918 | 4,598 |
| April | 3,212 | 4,038 | 8,005 | 9,217 | 8,850 | 9,731 | 12,583 | 11,550 | 7,831 | 4,517 |
| May | 3,191 | 4,145 | 7,995 | 9,450 | 8,850 | 9,833 | 12,324 | 12,015 | 6,889 | 4,507 |
| June | 3,207 | 4,382 | 7,950 | 9,260 | 8,850 | 9,798 | 12,675 | 12,060 | 6,024 | 4,305 |
| July | 3,191 | 5,178 | 7,950 | 9,173 | 8,850 | 10,041 | 12,741 | 11,950 | 5,956 | 4,009 |
| August | 3,830 | 5,283 | 7,950 | 9,050 | 8,828 | 10,450 | 12,883 | 11,515 | 6,741 | 3,957 |
| September | 3,870 | 5,510 | 9,055 | 9,050 | 8,825 | 11,775 | 13,100 | 11,020 | 6,533 | 3,823 |
| October | 3,950 | 5,600 | 9,975 | 8,993 | 8,900 | 12,250 | 13,307 | 10,228 | 5,924 | 3,830 |
| November | 4,035 | 6,562 | 10,000 | 8,740 | 9,195 | 12,386 | 13,350 | 9,955 | 5,750 | 4,003 |
| December | 4,150 | 6,750 | 9,688 | 8,700 | 9,600 | 12,850 | 13,350 | 10,490 | 5,750 | 3,938 |
| **Average** | **3,542** | **4,970** | **8,258** | **9,111** | **8,942** | **10,481** | **12,858** | **11,565** | **6,996** | **4,302** |

# Other

- China
- Thailand
- Madagascar
- Ecuador

**Table 2.67**
**CHINA: EXPORT OF WHOLE PEPPER BY COUNTRY OF DESTINATION**

| Country of destination | 2014 | | 2015 | | 2016 | | 2017 | | 2018 | |
|---|---|---|---|---|---|---|---|---|---|---|
| | MT | $'000 | MT | $'000 | MT | $'000 | MT | $'000 | MT | $'000 |
| Korea, Democratic Peo | - | - | 24 | 132 | 22 | 98 | 89 | 511 | 1,107 | 6,104 |
| Kyrgyzstan | - | - | - | - | 9 | 71 | 41 | 206 | 109 | 498 |
| United States of Americ | 54 | 691 | 102 | 1,854 | 133 | 2,211 | 126 | 1,726 | 84 | 1,103 |
| Hong Kong, China | 6 | 48 | 15 | 115 | 11 | 91 | 45 | 327 | 53 | 231 |
| Germany | 63 | 1,232 | 622 | 6,366 | 53 | 1,011 | 66 | 1,403 | 45 | 727 |
| United Kingdom | 40 | 633 | 33 | 585 | 43 | 739 | 82 | 535 | 45 | 198 |
| Australia | 40 | 172 | 13 | 146 | 12 | 187 | 9 | 130 | 26 | 109 |
| Macao, China | 14 | 29 | 11 | 23 | 11 | 23 | 21 | 48 | 24 | 55 |
| Taipei, Chinese | 128 | 1,680 | 6 | 96 | 29 | 362 | 13 | 133 | 21 | 122 |
| Netherlands | 48 | 685 | 96 | 1,528 | 128 | 1,643 | - | - | 19 | 67 |
| United Arab Emirates | 40 | 500 | 16 | 243 | - | - | - | - | 18 | 98 |
| Ethiopia | - | - | - | - | 51 | 176 | 52 | 173 | 14 | 17 |
| Japan | 7 | 35 | 12 | 164 | 5 | 108 | 6 | 90 | 11 | 181 |
| Mongolia | 4 | 35 | 1 | 13 | - | - | - | - | 4 | 22 |
| Canada | - | 4 | 9 | 150 | 8 | 137 | 1 | 10 | 3 | 23 |
| Panama | - | - | - | - | - | - | 5 | 59 | 3 | 12 |
| Malaysia | - | - | 1 | 4 | 18 | 234 | 5 | 44 | 3 | 18 |
| Bangladesh | - | - | 1 | 9 | - | - | 3 | 12 | 2 | 7 |
| Philippines | - | - | - | - | - | - | - | - | 2 | 6 |
| South Africa | 1 | 17 | 1 | 18 | 2 | 33 | 1 | 14 | 2 | 27 |
| Denmark | 1 | 11 | - | 6 | - | - | - | - | 2 | 29 |
| Viet Nam | - | - | 2 | 27 | - | - | - | - | 2 | 7 |
| Moldova, Republic of | - | - | - | - | - | - | - | - | 1 | 6 |
| Sao Tome and Principe | - | - | - | - | - | - | - | - | | |
| India | - | - | - | - | - | - | - | - | - | - |
| Italy | - | - | - | - | - | 5 | 1 | 19 | - | - |
| Djibouti | - | - | - | - | 21 | 114 | - | - | - | - |
| Venezuela, Bolivarian R | - | - | - | - | - | - | - | 1 | - | - |
| Singapore | 32 | 419 | 25 | 394 | 30 | 409 | 15 | 131 | - | 1 |
| Israel | - | - | - | - | - | - | - | 1 | - | - |
| France | - | - | - | - | - | 2 | - | 4 | - | 3 |
| Pakistan | - | - | 13 | 117 | 13 | 84 | - | - | - | - |
| Kenya | 1 | 15 | - | - | 4 | 58 | - | - | - | - |
| Iraq | - | 1 | - | - | - | - | - | - | | |
| Angola | - | 1 | - | - | - | - | - | - | | |
| El Salvador | - | - | - | - | 1 | 6 | - | - | - | - |
| Albania | 1 | 5 | - | - | - | - | - | - | | |
| New Zealand | - | - | - | - | - | - | 1 | 6 | - | - |
| Others | - | 1 | - | 1 | 1 | - | 1 | 4 | 6 | 45 |
| **Total** | **480** | **6,214** | **1,003** | **11,991** | **605** | **7,802** | **583** | **5,587** | **1,606** | **9,716** |

**Table 2.68**
**CHINA: EXPORT OF GROUND PEPPER BY COUNTRY OF DESTINATION**

| Country of destination | 2014 | | 2015 | | 2016 | | 2017 | | 2018 | |
|---|---|---|---|---|---|---|---|---|---|---|
| | MT | $'000 | MT | $'000 | MT | $'000 | MT | $'000 | MT | $'000 |
| Taipei, Chinese | 21 | 310 | 1 | 18 | 151 | 2,443 | 309 | 5,008 | 263 | 4,520 |
| United States of Americ | 111 | 1,459 | 183 | 2,165 | 85 | 1,568 | 64 | 1,387 | 152 | 2,086 |
| Hong Kong, China | 277 | 1,465 | 286 | 1,525 | 355 | 2,412 | 119 | 532 | 143 | 720 |
| Germany | 68 | 437 | 79 | 482 | 95 | 577 | 88 | 613 | 92 | 650 |
| Thailand | - | 3 | 1 | 1 | 13 | 224 | 50 | 840 | 75 | 999 |
| Peru | 26 | 59 | 26 | 64 | 28 | 68 | 27 | 66 | 32 | 73 |
| Mexico | 1 | 4 | - | - | - | - | 17 | 66 | 24 | 118 |
| Canada | 3 | 61 | 7 | 76 | 6 | 98 | 6 | 109 | 16 | 183 |
| Malaysia | 3 | 39 | 11 | 166 | 10 | 141 | 9 | 127 | 10 | 127 |
| Philippines | 9 | 11 | 19 | 21 | 20 | 22 | - | - | 9 | 9 |
| Australia | 7 | 57 | 14 | 116 | 7 | 66 | 6 | 45 | 9 | 58 |
| Liberia | - | - | - | - | - | - | 1 | 12 | 7 | 48 |
| United Kingdom | 2 | 13 | - | 1 | - | 1 | 6 | 36 | 6 | 36 |
| Viet Nam | 16 | 218 | 7 | 174 | 4 | 129 | 6 | 167 | 5 | 143 |
| Sri Lanka | - | - | - | - | 2 | 5 | 4 | 11 | 4 | 11 |
| Ethiopia | - | - | - | 4 | 3 | 16 | 5 | 20 | 3 | 7 |
| Panama | 2 | 32 | 4 | 41 | 2 | 21 | 1 | 21 | 3 | 38 |
| France | - | 1 | - | - | - | 1 | 2 | 11 | 3 | 21 |
| Netherlands | - | - | - | 1 | - | 4 | 1 | 9 | 3 | 26 |
| Russian Federation | - | 4 | 30 | 86 | 16 | 106 | - | 5 | 2 | 6 |
| Brazil | - | - | - | - | - | 3 | - | - | 2 | 12 |
| United Arab Emirates | 1 | 15 | 1 | 14 | 1 | 13 | 2 | 14 | 2 | 5 |
| Macao, China | 2 | 4 | 4 | 7 | 1 | 3 | 2 | 4 | 2 | 4 |
| Sweden | 1 | 5 | 4 | 22 | 5 | 28 | 2 | 11 | 1 | 5 |
| Belgium | - | - | 16 | 182 | - | 1 | 1 | 67 | 1 | 26 |
| Bangladesh | - | - | - | - | - | - | 4 | 14 | 1 | 32 |
| Chile | - | - | - | - | - | - | 2 | 14 | 1 | 7 |
| Spain | - | - | - | - | - | 7 | 1 | 9 | 1 | 10 |
| New Zealand | 2 | 9 | 2 | 22 | 2 | 23 | 3 | 26 | 1 | 9 |
| Korea, Democratic Peop | - | - | 6 | 48 | - | - | - | - | 1 | 9 |
| India | - | - | - | - | 3 | 13 | - | - | 1 | 2 |
| Qatar | - | - | - | - | - | - | 1 | 2 | - | 1 |
| Nigeria | - | - | - | - | 1 | 7 | - | - | - | - |
| Djibouti | - | - | - | 1 | - | - | - | - | | |
| Trinidad and Tobago | 1 | 10 | - | - | - | - | 2 | 19 | - | - |
| Ghana | - | - | - | - | - | 3 | - | - | - | - |
| Papua New Guinea | 2 | 4 | - | - | - | - | - | - | | |
| Jamaica | - | - | - | - | - | - | 1 | 8 | - | - |
| Kazakhstan | - | - | - | - | 3 | 22 | 4 | 28 | - | - |
| Others | 6 | 32 | 4 | 14 | 2 | 10 | 3 | 57 | 41 | 225 |
| **Total** | **561** | **4,252** | **705** | **5,251** | **815** | **8,035** | **749** | **9,358** | **916** | **10,226** |

**Table 2.69**

**CHINA: IMPORT OF WHOLE PEPPER BY COUNTRY OF ORIGIN**

| Country of origin | 2014 | | 2015 | | 2016 | | 2017 | | 2018 | |
|---|---|---|---|---|---|---|---|---|---|---|
| | MT | $'000 | MT | $'000 | MT | $'000 | MT | $'000 | MT | $'000 |
| Malaysia | 2,682 | 25,872 | 1,451 | 15,887 | 2,225 | 22,419 | 2,100 | 12,956 | 2,678 | 12,240 |
| Indonesia | 954 | 9,712 | 2,079 | 22,477 | 1,468 | 14,436 | 420 | 2,760 | 1,069 | 4,252 |
| Viet Nam | 560 | 4,032 | 248 | 1,546 | 211 | 1,510 | 263 | 1,108 | 679 | 2,130 |
| Brazil | 181 | 1,291 | 159 | 620 | 48 | 326 | 319 | 1,821 | 580 | 1,950 |
| Sri Lanka | - | - | - | - | 11 | 95 | 60 | 464 | 158 | 790 |
| Italy | 6 | 169 | 5 | 117 | 8 | 182 | 16 | 379 | 33 | 828 |
| Germany | 1 | 13 | 24 | 96 | 2 | 26 | 2 | 84 | 28 | 163 |
| Austria | 9 | 310 | 19 | 523 | 21 | 700 | 32 | 1,107 | 18 | 601 |
| India | - | - | 16 | 126 | 2 | 45 | - | 10 | 10 | 80 |
| United States of Americ | - | 6 | - | - | - | 3 | - | 2 | 5 | 148 |
| Hong Kong, China | - | - | - | - | 1 | 11 | 3 | 11 | 3 | 23 |
| Spain | 1 | 33 | 1 | 32 | 1 | 35 | 1 | 34 | - | - |
| Taipei, Chinese | - | 2 | 1 | 5 | - | 1 | - | 8 | - | 11 |
| Turkey | - | - | - | 10 | - | 5 | - | 14 | - | - |
| Côte d'Ivoire | - | - | - | - | 17 | 93 | - | - | - | - |
| Pakistan | - | - | 10 | 14 | - | - | 2 | - | | |
| Others | 2 | 27 | 1 | 8 | 6 | 53 | 6 | 28 | 9 | 40 |
| **Total** | **4,396** | **41,467** | **4,014** | **41,461** | **4,021** | **39,940** | **3,224** | **20,786** | **5,270** | **23,256** |

**Table 2.70**

**CHINA: IMPORT OF GROUND PEPPER BY COUNTRY OF ORIGIN**

| Country of origin | 2014 | | 2015 | | 2016 | | 2017 | | 2018 | |
|---|---|---|---|---|---|---|---|---|---|---|
| | MT | $'000 | MT | $'000 | MT | $'000 | MT | $'000 | MT | $'000 |
| India | 95 | 1,040 | 170 | 2,196 | 152 | 1,901 | 222 | 1,971 | 205 | 1,164 |
| Viet Nam | 61 | 629 | 154 | 1,481 | 73 | 802 | 110 | 908 | 151 | 852 |
| Hong Kong, China | 19 | 184 | 25 | 289 | 29 | 234 | 16 | 186 | 121 | 971 |
| Singapore | 108 | 1,668 | 20 | 295 | 38 | 566 | 52 | 760 | 41 | 524 |
| United States of Americ | 16 | 33 | 11 | 20 | 17 | 34 | 18 | 34 | 28 | 69 |
| Taipei, Chinese | 72 | 152 | 52 | 152 | 47 | 146 | 18 | 112 | 10 | 113 |
| China | 2 | 16 | - | 3 | - | - | 6 | 72 | 8 | 83 |
| Indonesia | - | - | - | - | 6 | 78 | 14 | 185 | 8 | 71 |
| Malaysia | 19 | 277 | 13 | 221 | 12 | 211 | 8 | 124 | 6 | 80 |
| Austria | 4 | 73 | 5 | 71 | 5 | 101 | 5 | 108 | 4 | 89 |
| Thailand | 54 | 1,206 | 1 | 3 | 3 | 20 | 5 | 22 | 3 | 18 |
| Belgium | - | - | - | - | - | - | 3 | 12 | 3 | 13 |
| United Arab Emirates | - | 18 | - | 21 | - | 13 | 1 | 15 | 2 | 8 |
| Italy | - | 10 | 2 | 60 | 4 | 86 | - | - | 2 | 32 |
| Brazil | 3 | 23 | 14 | 127 | 72 | 538 | 153 | 337 | 2 | 25 |
| France | - | 1 | - | - | - | - | 2 | 12 | 2 | 8 |
| Japan | 9 | 134 | 1 | 42 | 2 | 53 | 1 | 45 | 1 | 43 |
| Turkey | - | - | - | - | - | - | - | 8 | 1 | 3 |
| Australia | 1 | 30 | 1 | 31 | 1 | 22 | - | 12 | 1 | 20 |
| Korea, Republic of | 3 | 26 | 1 | 22 | 2 | 32 | 6 | 87 | 1 | 29 |
| United Kingdom | - | 3 | 1 | 13 | - | 5 | - | - | - | - |
| Poland | - | - | - | - | - | - | - | 2 | - | 2 |
| Russian Federation | - | - | - | - | - | - | - | 1 | - | 2 |
| Spain | - | 12 | 1 | 13 | 1 | 21 | 1 | 29 | - | 1 |
| Netherlands | - | 3 | - | 2 | 3 | 42 | - | - | - | - |
| Sri Lanka | - | - | - | - | - | - | - | 2 | - | 1 |
| Others | 1 | - | 1 | 2 | - | 7 | - | 3 | 3 | 3 |
| **Total** | **467** | **5,538** | **473** | **5,064** | **467** | **4,912** | **641** | **5,047** | **603** | **4,224** |

**Table 2.71**

**ECUADOR: EXPORT OF WHOLE PEPPER BY COUNTRY OF DESTINATION**

| Country of destination | 2014 | | 2015 | | 2016 | | 2017 | | 2018 | |
|---|---|---|---|---|---|---|---|---|---|---|
| | MT | $'000 | MT | $'000 | MT | $'000 | MT | $'000 | MT | $'000 |
| United States of Americ | 225 | 1635 | 573 | 3981 | 645 | 4465 | 1698 | 5905 | 1982 | 4925 |
| India | - | - | 15 | 110 | 153 | 850 | 581 | 1,980 | 778 | 2,026 |
| Netherlands | - | - | 104 | 769 | 618 | 4,934 | 766 | 2,774 | 354 | 848 |
| France | - | - | - | - | 60 | 315 | 105 | 382 | 315 | 760 |
| Germany | 30 | 260 | 103 | 904 | 221 | 1,619 | 245 | 871 | 265 | 876 |
| China | | | | | | | | | 100 | 261 |
| Mexico | - | - | - | - | 50 | 350 | - | - | 100 | 242 |
| Canada | 56 | 481 | 86 | 700 | 130 | 887 | 40 | 136 | 96 | 240 |
| Colombia | 158 | 97 | 46 | 8 | 123 | 33 | 117 | 21 | 81 | 15 |
| Peru | 334 | 513 | 127 | 851 | 83 | 654 | 155 | 729 | 69 | 238 |
| United Arab Emirates | - | - | - | - | - | - | 25 | 73 | 50 | 150 |
| Saudi Arabia | 30 | 274 | 60 | 559 | 17 | 143 | 29 | 195 | 46 | 127 |
| Spain | 41 | 378 | 95 | 848 | 32 | 273 | 68 | 224 | 44 | 205 |
| South Africa | - | - | - | - | - | - | 15 | 50 | 41 | 95 |
| Argentina | - | - | - | - | 21 | 179 | 35 | 256 | 33 | 204 |
| Italy | - | - | 32 | 307 | 33 | 277 | - | - | 17 | 43 |
| Honduras | - | - | - | - | 9 | 79 | 8 | 34 | 16 | 68 |
| Poland | - | - | 15 | 109 | 48 | 379 | 16 | 68 | 15 | 52 |
| Chile | 55 | 425 | 11 | 69 | 27 | 177 | 50 | 227 | 13 | 49 |
| Uruguay | - | - | - | - | - | - | - | - | | |
| Trinidad and Tobago | 15 | 105 | - | - | - | - | - | - | | |
| Indonesia | - | - | 55 | 395 | - | - | - | - | | |
| Dominican Republic | 13 | 100 | - | - | - | - | - | 1 | - | - |
| Venezuela, Bolivarian R | 35 | 238 | - | - | 15 | 115 | - | - | - | - |
| Viet Nam | - | - | - | - | 15 | 83 | 25 | 102 | - | - |
| Greece | - | - | 26 | 183 | 26 | 171 | 13 | 23 | - | - |
| Senegal | - | - | 16 | 152 | 28 | 227 | - | - | - | - |
| Others | - | - | - | - | - | - | - | - | - | 2 |
| **Total** | **992** | **4,506** | **1,364** | **9,945** | **2,354** | **16,210** | **3,991** | **14,051** | **4,415** | **11,426** |

**Table 2.72**

**ECUADOR: EXPORT OF GROUND PEPPER BY COUNTRY OF DESTINATION**

| Country of destination | 2014 | | 2015 | | 2016 | | 2017 | | 2018 | |
|---|---|---|---|---|---|---|---|---|---|---|
| | MT | $'000 | MT | $'000 | MT | $'000 | MT | $'000 | MT | $'000 |
| United States of Americ | 4 | 12 | 1 | 1 | 5 | 8 | 6 | 63 | 13 | 203 |
| Argentina | - | - | - | - | - | - | - | - | 4 | 24 |
| Japan | - | - | - | - | - | - | - | - | 2 | 34 |
| Canada | - | - | - | - | - | - | 3 | 12 | - | - |
| France | - | 1 | - | - | - | - | - | - | - | - |
| Peru | 23 | 13 | - | - | - | - | - | - | - | - |
| Total | 27 | 26 | 1 | 1 | 5 | 8 | 9 | 75 | 19 | 261 |

**Table 2.73**

**ECUADOR: IMPORT OF WHOLE PEPPER BY COUNTRY OF DESTINATION**

| Country of destination | 2014 | | 2015 | | 2016 | | 2017 | | 2018 | |
|---|---|---|---|---|---|---|---|---|---|---|
| | MT | $'000 | MT | $'000 | MT | $'000 | MT | $'000 | MT | $'000 |
| Mexico | 58 | 213 | 160 | 555 | 144 | 390 | 103 | 295 | 128 | 350 |
| United States of Americ | - | - | - | - | - | 1 | 1 | 9 | 1 | 7 |
| Total | 58 | 213 | 160 | 555 | 144 | 391 | 104 | 304 | 129 | 357 |

**Table 2.74**

**ECUADOR: IMPORT OF GROUND PEPPER BY COUNTRY OF DESTINATION**

| Country of destination | 2014 | | 2015 | | 2016 | | 2017 | | 2018 | |
|---|---|---|---|---|---|---|---|---|---|---|
| | MT | $'000 | MT | $'000 | MT | $'000 | MT | $'000 | MT | $'000 |
| United States of Americ | 2 | 12 | 5 | 72 | 2 | 13 | 4 | 32 | 4 | 37 |
| Spain | - | - | - | - | - | - | - | - | 2 | 10 |
| Mexico | - | - | - | - | - | - | - | - | - | 1 |
| China | - | - | - | - | - | 1 | - | - | - | - |
| **Total** | **2** | **12** | **5** | **72** | **2** | **14** | **4** | **32** | **6** | **48** |

**Table 2.75**
**MADAGASCAR: EXPORT OF WHOLE PEPPER BY COUNTRY OF DESTINATION**

| Country of destination | 2014 | | 2015 | | 2016 | | 2017 | | 2018 | |
|---|---|---|---|---|---|---|---|---|---|---|
| | MT | $'000 | MT | $'000 | MT | $'000 | MT | $'000 | MT | $'000 |
| United Arab Emirates | 80 | 580 | 76 | 584 | 75 | 428 | 155 | 464 | 507 | 877 |
| Pakistan | 202 | 1,398 | 224 | 1,553 | 292 | 1,355 | 427 | 1,076 | 395 | 898 |
| France | 302 | 1,623 | 236 | 1,654 | 405 | 2,070 | 209 | 1,583 | 336 | 2,063 |
| Belgium | 209 | 646 | 201 | 531 | 272 | 680 | 280 | 693 | 299 | 759 |
| India | 138 | 858 | 188 | 1,226 | 167 | 965 | 62 | 254 | 233 | 557 |
| Sudan | - | - | - | - | 32 | 222 | 29 | 60 | 219 | 371 |
| Morocco | 89 | 637 | 10 | 75 | 12 | 88 | 84 | 241 | 196 | 565 |
| Egypt | 176 | 1,249 | 222 | 1,612 | 219 | 1,359 | 95 | 360 | 161 | 412 |
| Spain | 51 | 153 | 14 | 45 | 66 | 186 | 83 | 244 | 102 | 286 |
| Viet Nam | 217 | 626 | 144 | 751 | 10 | 19 | 40 | 146 | 59 | 322 |
| Comoros | - | - | - | - | - | - | 1 | 1 | 44 | 56 |
| Singapore | 134 | 788 | 234 | 1,565 | 139 | 948 | - | - | 39 | 83 |
| United States of Americ | 85 | 316 | 57 | 129 | 66 | 239 | 86 | 230 | 37 | 95 |
| Ukraine | 69 | 269 | 35 | 163 | 11 | 50 | 9 | 35 | 33 | 108 |
| Nepal | - | - | - | - | - | - | 26 | 75 | 30 | 67 |
| Thailand | - | - | - | - | - | - | 20 | 133 | 27 | 74 |
| Gambia | - | - | - | - | - | - | 24 | 48 | 26 | 26 |
| Myanmar | - | - | - | - | - | - | 12 | 39 | 26 | 57 |
| Bulgaria | - | - | - | - | - | - | 13 | 36 | 25 | 58 |
| Greece | - | - | - | - | - | - | 13 | 43 | 24 | 65 |
| Mauritius | 7 | 15 | 15 | 94 | 18 | 85 | 70 | 193 | 20 | 45 |
| Switzerland | 38 | 153 | - | 1 | 16 | 72 | 11 | 44 | 18 | 70 |
| Bangladesh | 34 | 225 | 18 | 122 | 20 | 99 | - | - | 15 | 30 |
| South Africa | 12 | 116 | - | - | - | - | - | - | 14 | 21 |
| Malaysia | 14 | 51 | 20 | 73 | 41 | 149 | 14 | 53 | 14 | 44 |
| Germany | 1 | 18 | 21 | 33 | 17 | 85 | 32 | 92 | 12 | 139 |
| Tunisia | - | - | 50 | 435 | - | - | - | - | 10 | 10 |
| Denmark | 10 | 44 | 10 | 45 | 17 | 65 | 6 | 19 | 4 | 20 |
| Italy | 26 | 164 | 32 | 306 | 43 | 238 | 58 | 170 | 4 | 52 |
| United Kingdom | 13 | 91 | - | - | 14 | 83 | - | 1 | 4 | 7 |
| Japan | - | - | - | - | 2 | 64 | 4 | 127 | 2 | 79 |
| Netherlands | 16 | 147 | 1 | 8 | 1 | 17 | 1 | 16 | 1 | 11 |
| Latvia | 11 | 95 | - | - | - | - | - | - | | |
| Turkey | - | - | 10 | 81 | 11 | 54 | - | - | | - |
| Hong Kong, China | 3 | 10 | 79 | 385 | - | - | - | - | | |
| Canada | - | - | 1 | 11 | 8 | 31 | - | 2 | - | 7 |
| Algeria | 26 | 231 | - | - | - | - | - | - | | |
| Saudi Arabia | 26 | 134 | 22 | 167 | 11 | 81 | 24 | 66 | | - |
| Bahrain | 15 | 18 | - | - | - | - | - | - | | |
| Taipei, Chinese | 13 | 63 | - | - | - | - | - | - | | |
| Others | 17 | 98 | 9 | 56 | 2 | - | 1 | - | 51 | 99 |
| **Total** | **2,034** | **10,816** | **1,929** | **11,705** | **1,987** | **9,732** | **1,889** | **6,544** | **2,987** | **8,433** |

**Table 2.76**

**MADAGASCAR: EXPORT OF GROUND PEPPER BY COUNTRY OF DESTINATION**

| Country of destination | 2014 | | 2015 | | 2016 | | 2017 | | 2018 | |
|---|---|---|---|---|---|---|---|---|---|---|
| | MT | $'000 | MT | $'000 | MT | $'000 | MT | $'000 | MT | $'000 |
| Saudi Arabia | - | - | - | - | - | - | 57 | 173 | 81 | 220 |
| Pakistan | 10 | 42 | - | - | - | - | 23 | 58 | 57 | 144 |
| Viet Nam | 58 | 314 | - | - | - | - | - | - | 25 | 19 |
| Ukraine | - | 1 | - | - | - | - | - | - | 15 | 45 |
| France | 9 | 21 | 3 | 11 | 1 | 10 | 13 | 150 | 14 | 53 |
| Belgium | - | 1 | - | - | - | 1 | - | - | 4 | 16 |
| South Africa | 9 | 8 | - | - | - | - | - | - | 3 | 7 |
| Mauritius | 1 | 2 | - | - | 1 | 1 | 1 | 1 | 1 | 1 |
| Italy | - | - | - | - | 1 | 6 | - | - | - | 2 |
| Spain | - | - | - | - | - | - | - | - | | |
| Japan | - | - | - | - | 2 | 56 | - | - | | - |
| Germany | 17 | 18 | - | - | - | - | - | 1 | - | - |
| Morocco | - | - | - | - | - | - | - | - | | |
| Netherlands | 10 | 8 | - | - | 35 | 98 | - | - | | - |
| Others | 1 | - | - | 1 | - | 1 | - | - | 130 | 305 |
| **Total** | **115** | **415** | **3** | **12** | **40** | **173** | **94** | **383** | **330** | **812** |

**Table 2.77**
**THAILAND: EXPORT OF WHOLE PEPPER BY COUNTRY OF DESTINATION**

| Country of destination | 2014 | | 2015 | | 2016 | | 2017 | | 2018 | |
|---|---|---|---|---|---|---|---|---|---|---|
| | MT | $'000 | MT | $'000 | MT | $'000 | MT | $'000 | MT | $'000 |
| South Africa | - | - | - | 2 | - | - | - | - | 18 | 233 |
| New Zealand | 4 | 26 | 6 | 47 | 9 | 68 | 8 | 60 | 9 | 68 |
| Australia | 10 | 66 | 5 | 36 | 26 | 119 | 12 | 88 | 9 | 71 |
| Lao People's Democrati | 2 | 4 | 95 | 246 | 109 | 199 | 46 | 48 | 7 | 16 |
| Bangladesh | - | - | 2 | 16 | 2 | 11 | 8 | 60 | 6 | 46 |
| China | - | - | 15 | 13 | 8 | 9 | - | - | 5 | 16 |
| Cambodia | - | 3 | - | 3 | - | 5 | 2 | 4 | 4 | 20 |
| Korea, Republic of | - | 5 | 1 | 24 | - | 9 | - | - | 2 | 49 |
| Malaysia | 1 | 15 | 2 | 26 | 5 | 69 | 4 | 61 | 2 | 27 |
| United States of Americ | 4 | 21 | 1 | 6 | 3 | 26 | 3 | 9 | 1 | 8 |
| Singapore | - | 19 | - | - | - | 2 | 1 | 13 | 1 | 17 |
| Hong Kong, China | - | 5 | - | 3 | 1 | 5 | 1 | 12 | 1 | 10 |
| Israel | 1 | 10 | 7 | 48 | 8 | 60 | 6 | 51 | 1 | 11 |
| Nepal | - | - | 3 | 24 | 2 | 17 | - | - | - | - |
| Suriname | - | 4 | - | 2 | - | - | - | - | - | 3 |
| Finland | - | - | - | 1 | - | 1 | - | 2 | - | 3 |
| United Kingdom | - | 1 | - | 2 | - | 4 | - | 6 | - | 2 |
| Germany | - | - | - | - | 1 | 9 | - | - | - | - |
| Denmark | - | - | - | - | - | 1 | - | - | - | - |
| Ghana | - | - | - | 5 | - | - | - | - | | |
| Egypt | 1 | 53 | 1 | 5 | - | - | - | - | | |
| Austria | - | 1 | - | 1 | - | - | - | - | | |
| Switzerland | - | - | - | - | - | - | - | 6 | - | 1 |
| India | 3 | 25 | - | - | 5 | 47 | - | 3 | - | - |
| Estonia | - | - | - | - | - | 1 | - | - | - | 1 |
| Indonesia | - | - | 11 | 33 | 2 | 6 | - | - | - | - |
| Netherlands | 2 | 12 | - | 3 | - | 3 | - | - | - | 1 |
| Viet Nam | 15 | 6 | 16 | 154 | - | - | 15 | 133 | - | 25 |
| Norway | - | 6 | - | 4 | - | 4 | - | 1 | - | 3 |
| Japan | - | - | - | - | 2 | 49 | - | 4 | - | - |
| Canada | - | 2 | - | - | 1 | 7 | - | 6 | - | 3 |
| Sweden | 1 | 11 | - | 9 | - | 2 | - | 1 | - | 5 |
| Bahrain | - | - | - | 1 | - | 1 | - | - | - | 1 |
| Taipei, Chinese | 22 | 36 | 1 | 8 | 12 | 27 | - | 3 | - | 1 |
| Macao, China | - | 131 | - | - | - | - | - | - | | |
| United States Minor Ou | - | - | - | - | - | 1 | - | - | - | - |
| Colombia | - | - | - | 1 | - | 1 | - | 1 | - | - |
| Fiji | - | - | - | - | - | - | - | 1 | - | - |
| Myanmar | 1 | 8 | - | 1 | 13 | 9 | - | 1 | - | - |
| Italy | - | - | - | - | - | 7 | - | 29 | - | 279 |
| Others | 2 | 36 | 2 | 7 | 3 | 1 | 2 | 2 | 1 | 72 |
| **Total** | **69** | **506** | **168** | **731** | **212** | **780** | **108** | **605** | **67** | **992** |

**Table 2.78**
**THAILAND: EXPORT OF GROUND PEPPER BY COUNTRY OF DESTINATION**

| Country of destination | 2014 | | 2015 | | 2016 | | 2017 | | 2018 | |
|---|---|---|---|---|---|---|---|---|---|---|
| | MT | $'000 | MT | $'000 | MT | $'000 | MT | $'000 | MT | $'000 |
| South Africa | 1 | 4 | 9 | 11 | 1 | 5 | 3 | 11 | 112 | 1,437 |
| United States of Americ | 17 | 100 | 22 | 157 | 33 | 238 | 27 | 207 | 71 | 417 |
| Viet Nam | 3 | 33 | - | - | - | - | 1 | 11 | 22 | 146 |
| Netherlands | - | 2 | - | 2 | - | 1 | 10 | 35 | 21 | 73 |
| Cambodia | 3 | 37 | 10 | 127 | 10 | 82 | 20 | 144 | 16 | 122 |
| Australia | 19 | 103 | 20 | 107 | 17 | 90 | 25 | 140 | 15 | 77 |
| Germany | 3 | 8 | 5 | 13 | 4 | 12 | 12 | 42 | 13 | 66 |
| Denmark | 1 | 8 | - | - | - | 1 | 1 | 3 | 12 | 57 |
| New Zealand | 3 | 17 | 3 | 17 | 2 | 17 | 5 | 28 | 8 | 39 |
| Hong Kong, China | 14 | 177 | 5 | 112 | 5 | 125 | 7 | 159 | 8 | 143 |
| Taipei, Chinese | 22 | 51 | 12 | 27 | 5 | 12 | 3 | 15 | 7 | 59 |
| Korea, Republic of | 1 | 1 | 3 | 11 | 5 | 44 | 4 | 32 | 7 | 29 |
| Philippines | 2 | 10 | 2 | 11 | 1 | 5 | 1 | 5 | 6 | 90 |
| Canada | 2 | 10 | - | - | 2 | 13 | 1 | 6 | 6 | 32 |
| United Kingdom | 3 | 15 | 1 | 11 | - | 8 | 22 | 24 | 2 | 9 |
| Singapore | 3 | 14 | 2 | 9 | 2 | 7 | 3 | 16 | 2 | 13 |
| Malaysia | - | 5 | 1 | 10 | 1 | 9 | 1 | 6 | 2 | 15 |
| Sweden | 3 | 10 | 1 | 3 | 1 | 5 | - | 1 | 1 | 4 |
| United Arab Emirates | 2 | 9 | 1 | 4 | - | 2 | 2 | 7 | 1 | 3 |
| Japan | 1 | 45 | 1 | 1 | 1 | 79 | 1 | 76 | 1 | 67 |
| Indonesia | - | 3 | 1 | 10 | - | 7 | - | 7 | 1 | 14 |
| India | - | 1 | 1 | 3 | - | 1 | 1 | 3 | 1 | 3 |
| China | 44 | 938 | - | - | 2 | 19 | 2 | 15 | 1 | 6 |
| Brazil | - | - | - | 2 | 1 | 5 | 1 | 4 | 1 | 2 |
| Israel | 1 | 9 | - | 5 | - | 8 | 1 | 16 | 1 | 6 |
| Norway | 1 | 4 | 1 | 3 | 1 | 4 | 1 | 4 | 1 | 3 |
| Bahrain | 1 | 8 | 1 | 7 | 1 | 5 | 1 | 6 | 1 | 5 |
| Iceland | - | - | - | 2 | - | 3 | - | 3 | - | - |
| Egypt | 3 | 10 | 3 | 11 | - | - | - | - | | |
| Ukraine | - | - | - | - | - | - | 1 | 2 | - | - |
| Jordan | - | 1 | - | - | - | 1 | - | 1 | - | - |
| Suriname | - | 4 | - | 4 | - | 2 | - | - | - | - |
| Morocco | - | - | - | - | - | - | 1 | 2 | - | - |
| Myanmar | - | - | 2 | 4 | 1 | 3 | - | - | - | - |
| Lao People's Democrati | 17 | 22 | 10 | 27 | 7 | 12 | 10 | 25 | - | 1 |
| Slovenia | - | - | - | - | - | 1 | - | 1 | - | - |
| Estonia | - | - | - | - | - | 1 | - | 1 | - | 1 |
| France | - | - | - | - | - | 1 | - | 3 | - | - |
| Nigeria | 4 | 50 | 3 | 37 | 2 | 22 | 1 | 7 | - | - |
| Others | 5 | 17 | 3 | 11 | 5 | 1 | 1 | - | 6 | 25 |
| **Total** | **179** | **1,726** | **123** | **759** | **110** | **851** | **170** | **1,068** | **346** | **2,964** |

**Table 2.79**

**THAILAND: IMPORT OF WHOLE PEPPER BY COUNTRY OF ORIGIN**

| Country of origin | 2014 | | 2015 | | 2016 | | 2017 | | 2018 | |
|---|---|---|---|---|---|---|---|---|---|---|
| | MT | $'000 | MT | $'000 | MT | $'000 | MT | $'000 | MT | $'000 |
| Viet Nam | 2,191 | 16,182 | 2,088 | 23,714 | 2,508 | 23,935 | 2,675 | 17,682 | 2,825 | 12,038 |
| India | 2 | 49 | 1 | 31 | 2 | 77 | - | - | 190 | 817 |
| Cambodia | - | 2 | - | - | - | - | - | 1 | 15 | 20 |
| United States of Americ | - | - | - | 4 | 1 | 58 | 5 | 248 | 7 | 330 |
| Italy | - | 12 | 1 | 12 | 1 | 17 | - | 9 | 1 | 17 |
| Spain | - | 3 | - | 1 | - | 1 | - | 3 | - | 3 |
| Egypt | 1 | 13 | 1 | 10 | - | - | - | - | | |
| Brazil | - | 5 | - | - | 1 | 14 | - | 10 | - | 3 |
| France | - | 16 | - | - | - | - | - | - | | |
| Indonesia | 1 | 17 | 18 | 223 | - | - | - | - | | |
| China | 20 | 179 | 2 | 24 | - | - | - | - | - | - |
| South Africa | - | - | - | - | - | - | - | 4 | - | - |
| United Kingdom | - | - | - | 3 | - | - | - | - | | |
| Malaysia | 52 | 457 | 25 | 241 | - | - | 15 | 94 | - | - |
| Japan | - | 1 | - | 6 | - | 1 | - | - | - | 4 |
| Others | 1 | 7 | - | 4 | - | - | 1 | - | 71 | 560 |
| **Total** | **2,268** | **16,943** | **2,136** | **24,273** | **2,513** | **24,103** | **2,696** | **18,051** | **3,109** | **13,792** |

**Table 2.80**

**THAILAND: IMPORT OF GROUND PEPPER BY COUNTRY OF ORIGIN**

| Country of origin | 2014 | | 2015 | | 2016 | | 2017 | | 2018 | |
|---|---|---|---|---|---|---|---|---|---|---|
| | MT | $'000 | MT | $'000 | MT | $'000 | MT | $'000 | MT | $'000 |
| Viet Nam | 382 | 3,792 | 566 | 7,083 | 591 | 7,143 | 775 | 6,979 | 910 | 4,914 |
| Singapore | 9 | 128 | 43 | 552 | 11 | 160 | 45 | 483 | 399 | 3,487 |
| Malaysia | 71 | 931 | 102 | 1,675 | 142 | 2,297 | 158 | 2,146 | 133 | 1,304 |
| Philippines | 71 | 889 | 8 | 115 | 72 | 1,226 | 81 | 1,293 | 94 | 1,439 |
| China | - | 10 | 1 | 6 | 12 | 232 | 47 | 811 | 78 | 1,079 |
| United States of Americ | 41 | 564 | 50 | 925 | 36 | 585 | 13 | 168 | 36 | 313 |
| Japan | 3 | 52 | 1 | 15 | 1 | 30 | 2 | 29 | 2 | 43 |
| India | 43 | 392 | 5 | 71 | - | 2 | 2 | 34 | 1 | 17 |
| Egypt | - | 2 | - | - | - | 1 | - | - | - | - |
| France | - | 2 | 1 | 6 | 1 | 6 | - | 1 | - | 2 |
| Indonesia | 7 | 107 | 5 | 85 | 1 | 16 | 3 | 74 | - | - |
| Israel | - | - | - | - | - | 1 | - | - | - | 4 |
| Russian Federation | - | 2 | - | 1 | - | - | - | - | | |
| Bahrain | - | - | - | - | - | 1 | - | - | - | - |
| Spain | 2 | 21 | - | 1 | - | 2 | - | 1 | - | 2 |
| Taipei, Chinese | - | 5 | - | 1 | - | - | - | - | - | - |
| Belgium | 5 | 33 | - | 6 | - | - | - | - | | |
| United Arab Emirates | 1 | 22 | 1 | 28 | - | - | - | - | - | 1 |
| Brazil | - | 8 | - | - | - | - | - | - | | |
| Australia | 1 | 26 | - | 1 | - | - | - | - | - | - |
| Korea, Republic of | - | 3 | - | 1 | - | 1 | - | - | - | - |
| Others | 4 | 43 | 1 | - | 1 | - | - | - | 2 | 2 |
| **Total** | **640** | **7,032** | **784** | **10,572** | **868** | **11,703** | **1,126** | **12,019** | **1,655** | **12,607** |

# Part III
# CONSUMING COUNTRIES

- Canada
- Costa Rica
- Croatia
- Denmark
- Egypt
- France
- Germany
- Hong Kong
- Italy
- Japan
- Korea, Rep
- Mexico
- Netherlands
- Pakistan
- Philippines
- Poland
- Russia
- Singapore
- South Africa
- Spain
- United Arab Emirates
- United Kingdom
- United States

**Table 3.01**
**CANADA: IMPORT OF WHOLE PEPPER BY COUNTRY OF ORIGIN**

| Country of origin | 2014 | | 2015 | | 2016 | | 2017 | | 2018 | |
|---|---|---|---|---|---|---|---|---|---|---|
| | MT | $'000 | MT | $'000 | MT | $'000 | MT | $'000 | MT | $'000 |
| Viet Nam | 1,703 | 14,467 | 1,692 | 17,301 | 1,968 | 18,156 | 2,221 | 14,817 | 2,533 | 12,146 |
| Brazil | 42 | 434 | 103 | 1,066 | 219 | 2,150 | 498 | 3,062 | 344 | 2,006 |
| India | 718 | 5,811 | 931 | 8,684 | 574 | 5,529 | 481 | 5,056 | 249 | 2,482 |
| Ecuador | 56 | 437 | 87 | 796 | 117 | 910 | 81 | 467 | 128 | 396 |
| China | 135 | 2,155 | 131 | 2,306 | 177 | 2,854 | 149 | 2,970 | 116 | 1,461 |
| South Africa | 111 | 756 | 60 | 574 | 67 | 1,080 | 81 | 931 | 77 | 868 |
| Indonesia | 189 | 1,789 | 209 | 2,475 | 160 | 1,651 | 205 | 1,736 | 73 | 464 |
| United States of Ame | 119 | 1,141 | 50 | 482 | 41 | 328 | 194 | 673 | 66 | 409 |
| Dominican Republic | 13 | 17 | 50 | 46 | 54 | 60 | 39 | 66 | 48 | 90 |
| Mexico | 79 | 325 | 54 | 245 | 54 | 200 | 46 | 148 | 41 | 123 |
| France | 20 | 160 | 12 | 102 | 14 | 126 | 18 | 161 | 27 | 198 |
| Sri Lanka | 8 | 130 | 10 | 120 | 27 | 305 | 18 | 177 | 19 | 187 |
| United Kingdom | 2 | 29 | 6 | 143 | 7 | 133 | - | 3 | 10 | 43 |
| Korea, Republic of | 1 | 6 | 14 | 7 | 13 | 7 | 5 | 7 | 9 | 6 |
| Jamaica | 5 | 16 | 2 | 6 | 5 | 11 | 5 | 20 | 7 | 28 |
| Trinidad and Tobago | 1 | 7 | - | 2 | 1 | 6 | 2 | 8 | 7 | 35 |
| Madagascar | 6 | 105 | 45 | 209 | 13 | 112 | 6 | 92 | 6 | 101 |
| Italy | 3 | 133 | 6 | 59 | 2 | 29 | 7 | 49 | 3 | 34 |
| Egypt | 1 | 7 | 4 | 40 | | - | 4 | 27 | 3 | 5 |
| Saudi Arabia | | | | | | | | | 2 | 15 |
| Ethiopia | | - | 1 | 3 | 1 | 7 | 2 | 4 | 2 | 4 |
| Guyana | - | 2 | 2 | 12 | 2 | 22 | 2 | 19 | 2 | 15 |
| Spain | 5 | 33 | | - | 13 | 16 | 21 | 68 | 2 | 19 |
| Cuba | | | | | | | | | 1 | 2 |
| Netherlands | 16 | 220 | 22 | 224 | 48 | 429 | 8 | 91 | 1 | 10 |
| Turkey | 1 | 8 | 1 | 2 | 8 | 90 | 12 | 114 | 1 | 17 |
| Japan | | | | | | | | | 1 | 9 |
| Taipei, Chinese | 1 | 13 | 1 | 12 | 1 | 20 | 1 | 27 | 1 | 24 |
| Germany | - | 10 | 1 | 10 | 1 | 13 | - | 6 | 1 | 6 |
| Malaysia | | | | | | | | | 1 | 13 |
| Nigeria | | - | | - | 1 | 1 | - | 1 | 1 | 3 |
| Colombia | 1 | 2 | 3 | 3 | 3 | 6 | 1 | 3 | - | - |
| Ukraine | | | | | | | | | - | 1 |
| Israel | | | | | | | | | - | 3 |
| Chile | - | 1 | | - | | - | 4 | 46 | - | - |
| Morocco | | - | | - | 5 | 8 | 12 | 22 | - | - |
| Bangladesh | | | | | | | | | - | 1 |
| Austria | - | 1 | - | 1 | | - | 4 | 8 | - | - |
| Hong Kong, China | 6 | 46 | 2 | 10 | - | 3 | - | 1 | - | - |
| Singapore | | - | | - | 29 | 255 | 25 | 197 | - | - |
| Guatemala | - | 1 | | - | | - | 10 | 31 | - | 1 |
| Cambodia | 1 | 40 | 1 | 21 | 10 | 22 | - | 3 | - | 7 |
| Pakistan | - | 5 | - | 9 | 2 | 18 | 2 | 16 | - | 6 |
| Thailand | 2 | 13 | 1 | 4 | 1 | 4 | - | 3 | - | 2 |
| Peru | - | 2 | - | 1 | | - | 27 | 76 | - | 2 |
| Macedonia | | - | | - | - | 1 | 1 | 3 | - | - |
| Poland | | | | | | | | | - | 2 |
| Saint Lucia | | | | | | | | | - | 1 |
| Cameroon | | | | | | | | | - | 3 |
| Algeria | | - | | - | | - | 3 | 5 | - | - |
| Nepal | | | | | | | | | - | 2 |
| Lebanon | | | | | | | | | - | 3 |
| Others | 23 | 217 | 31 | 215 | 14 | 43 | 4 | 29 | | |
| **Total** | **3,268** | **28,539** | **3,532** | **35,190** | **3,652** | **34,605** | **4,199** | **31,243** | **3,782** | **21,253** |

**Table 3.02**
**CANADA: IMPORT OF GROUND PEPPER BY COUNTRY OF ORIGIN**

| Country of origin | 2014 | | 2015 | | 2016 | | 2017 | | 2018 | |
|---|---|---|---|---|---|---|---|---|---|---|
| | MT | $'000 | MT | $'000 | MT | $'000 | MT | $'000 | MT | $'000 |
| United States of Americ | 1,769 | 17,503 | 1,894 | 22,686 | 1,621 | 18,297 | 1,670 | 16,690 | 1,813 | 11,901 |
| Viet Nam | 343 | 3,290 | 296 | 3,182 | 306 | 3,399 | 371 | 3,679 | 600 | 5,450 |
| India | 377 | 3,823 | 306 | 3,642 | 403 | 4,967 | 463 | 5,355 | 451 | 3,300 |
| China | 66 | 387 | 102 | 477 | 96 | 462 | 110 | 576 | 90 | 376 |
| Brazil | - | 1 | 5 | 61 | 33 | 366 | 63 | 729 | 87 | 904 |
| Korea, Republic of | 35 | 117 | 41 | 188 | 67 | 292 | 55 | 313 | 87 | 376 |
| Sri Lanka | 13 | 64 | 12 | 144 | 43 | 457 | 11 | 143 | 37 | 410 |
| Ecuador | | - | - | 4 | 2 | 20 | 26 | 297 | 33 | 309 |
| Ethiopia | 10 | 42 | 7 | 37 | 4 | 22 | 9 | 71 | 20 | 108 |
| Mexico | 4 | 21 | 3 | 25 | 6 | 36 | 16 | 69 | 8 | 33 |
| Indonesia | 16 | 155 | 3 | 39 | 11 | 143 | 38 | 428 | 8 | 73 |
| Canada | 3 | 30 | 16 | 103 | 4 | 21 | 9 | 54 | 7 | 19 |
| Taipei, Chinese | 3 | 64 | 4 | 76 | 5 | 93 | 5 | 112 | 6 | 129 |
| Trinidad and Tobago | 6 | 17 | 3 | 7 | 5 | 14 | 3 | 15 | 4 | 13 |
| Hong Kong, China | 3 | 20 | 5 | 43 | 7 | 34 | 11 | 51 | 3 | 17 |
| Turkey | 5 | 22 | 5 | 15 | 12 | 79 | 20 | 213 | 3 | 7 |
| South Africa | 3 | 61 | 2 | 20 | 2 | 31 | 8 | 123 | 3 | 55 |
| Japan | 2 | 27 | 2 | 28 | 2 | 27 | 3 | 38 | 3 | 29 |
| Spain | 2 | 21 | 1 | 19 | 2 | 15 | 3 | 15 | 2 | 10 |
| Kenya | | | | | | | | | 2 | 10 |
| France | 5 | 29 | 6 | 45 | 1 | 7 | 2 | 27 | 2 | 20 |
| Nigeria | - | 1 | - | 1 | 1 | 4 | 3 | 15 | 2 | 3 |
| Lebanon | 2 | 17 | 3 | 31 | 2 | 20 | 2 | 21 | 2 | 19 |
| Israel | - | 1 | - | 5 | - | 2 | - | 7 | 1 | 4 |
| Thailand | 1 | 8 | 2 | 15 | 3 | 20 | 2 | 16 | 1 | 6 |
| Italy | | | | | | | | | 1 | 3 |
| Pakistan | 1 | 15 | 1 | 23 | 1 | 15 | 2 | 27 | 1 | 13 |
| Jamaica | - | 1 | 1 | 3 | 3 | 11 | 3 | 18 | 1 | 11 |
| Ghana | 3 | 11 | 2 | 3 | 3 | 5 | 4 | 10 | 1 | 2 |
| United Arab Emirates | 1 | 12 | 1 | 15 | - | 1 | 1 | 12 | 1 | 6 |
| Uganda | | - | 1 | 12 | | - | - | 1 | | |
| Togo | | - | | - | | - | 1 | 10 | | |
| Hungary | - | 1 | - | 1 | - | 1 | - | 2 | - | 3 |
| Belgium | | | | | | | | | - | 1 |
| Tunisia | | - | | - | 21 | 50 | - | 2 | - | 1 |
| Peru | | | | | | | | | - | 1 |
| Malaysia | - | 1 | 3 | 19 | - | 3 | - | 1 | - | 2 |
| Poland | | | | | | | | | - | 1 |
| Morocco | - | 1 | - | 1 | - | 1 | 1 | 14 | - | 1 |
| Ukraine | | - | - | 1 | - | 1 | - | 2 | - | 2 |
| Egypt | - | 5 | 1 | 8 | - | 1 | 3 | 18 | - | 1 |
| United Kingdom | - | 2 | 1 | 4 | - | 1 | - | 1 | - | 2 |
| Dominican Republic | | | | | | | | | - | - |
| Afghanistan | | | | | | | | | - | 1 |
| Iran, Islamic Republic of | | | | | | | | | - | 2 |
| Portugal | - | 1 | - | 1 | - | 2 | - | 6 | - | 4 |
| Germany | 8 | 91 | 19 | 200 | 15 | 174 | 1 | 7 | | |
| Serbia | 1 | 6 | | - | 1 | 2 | - | 1 | - | 1 |
| Cameroon | | | | | | | | | - | 1 |
| Macedonia | | | | | | | | | - | 1 |
| Others | 5 | 30 | 5 | 48 | 4 | 13 | 2 | 28 | | |
| **Total** | **2,687** | **25,898** | **2,753** | **31,232** | **2,686** | **29,109** | **2,921** | **29,217** | **3,280** | **23,641** |

**Table 3.03**

**CANADA: EXPORT OF WHOLE PEPPER BY COUNTRY OF DESTINATION**

| Country of destination | 2014 | | 2015 | | 2016 | | 2017 | | 2018 | |
|---|---|---|---|---|---|---|---|---|---|---|
| | MT | $'000 | MT | $'000 | MT | $'000 | MT | $'000 | MT | $'000 |
| United States of Ameri | 34 | 396 | 13 | 225 | 46 | 469 | 31 | 338 | 32 | 208 |
| Jamaica | 2 | 15 | 29 | 187 | 40 | 219 | 28 | 181 | 12 | 82 |
| Trinidad and Tobago | - | 1 | 2 | 9 | 3 | 16 | | - | 3 | 15 |
| United Kingdom | | - | | - | - | 1 | - | - | 1 | 2 |
| Dominican Republic | | | | | | | | | - | 1 |
| France | 1 | 8 | - | - | - | - | - | - | - | - |
| Germany | | - | | - | - | 1 | | - | - | - |
| Lebanon | | - | | - | | - | - | 1 | - | - |
| Burkina Faso | - | 2 | - | 1 | | - | | - | | |
| Switzerland | | - | - | 1 | | - | - | 1 | - | - |
| China | | - | | - | | - | - | 1 | - | - |
| Barbados | | - | - | 1 | | - | - | 1 | - | - |
| Guyana | | - | 2 | 3 | 1 | 3 | | - | - | - |
| Viet Nam | 1 | 9 | 3 | 26 | | - | | - | | |
| Hong Kong, China | | - | | - | - | 1 | | - | - | - |
| Others | 1 | - | - | - | 1 | - | - | - | | |
| **Total** | **39** | **431** | **49** | **453** | **91** | **710** | **59** | **523** | **48** | **308** |

**Table 3.04**

**CANADA: EXPORT OF GROUND PEPPER BY COUNTRY OF DESTINATION**

| Country of destination | 2014 | | 2015 | | 2016 | | 2017 | | 2018 | |
|---|---|---|---|---|---|---|---|---|---|---|
| | MT | $'000 | MT | $'000 | MT | $'000 | MT | $'000 | MT | $'000 |
| United States of Ameri | 505 | 3,658 | 906 | 5,944 | 675 | 4,592 | 850 | 5,760 | 605 | 3,126 |
| Trinidad and Tobago | 3 | 16 | 9 | 39 | 8 | 30 | 5 | 22 | 18 | 67 |
| Jamaica | | - | 3 | 13 | 4 | 18 | 3 | 15 | 4 | 21 |
| St. Pierre and Miquelo | 1 | 4 | - | 2 | - | 1 | - | 1 | - | 1 |
| Brazil | | - | 1 | 3 | 5 | 21 | 6 | 27 | - | - |
| Burkina Faso | - | - | - | - | - | 1 | - | - | - | - |
| Dominican Republic | 3 | 16 | - | - | - | 2 | - | 2 | - | 1 |
| France | - | - | - | 1 | - | 1 | - | 1 | - | 1 |
| Thailand | | - | | - | | - | 3 | 11 | - | - |
| Germany | - | - | 5 | 21 | 1 | 6 | - | - | - | - |
| United Arab Emirates | - | - | - | - | - | - | - | - | | |
| Guyana | | - | | - | | - | 2 | 6 | - | - |
| Hong Kong, China | - | - | - | - | - | - | - | 2 | - | - |
| Others | - | - | - | - | 1 | 1 | 1 | - | | |
| **Total** | **512** | **3,694** | **924** | **6,023** | **694** | **4,673** | **870** | **5,847** | **627** | **3,217** |

**Table 3.05**

**COSTA RICA: IMPORT OF WHOLE PEPPER BY COUNTRY OF ORIGIN**

| Country of origin | 2014 | | 2015 | | 2016 | | 2017 | | 2018 | |
|---|---|---|---|---|---|---|---|---|---|---|
| | MT | $'000 | MT | $'000 | MT | $'000 | MT | $'000 | MT | $'000 |
| United States of Americ | 44 | 252 | 59 | 324 | 76 | 265 | 41 | 48 | 279 | 291 |
| Guatemala | - | - | 1 | 10 | 6 | 10 | 5 | 1 | 14 | 3 |
| Italy | - | 3 | 1 | 2 | - | - | 2 | 2 | 3 | 5 |
| Madagascar | - | - | - | - | 1 | 2 | 1 | - | 2 | 1 |
| Turkey | - | - | - | 1 | - | 1 | - | - | 1 | - |
| Mexico | 1 | 3 | - | 2 | 1 | 3 | - | 1 | 1 | 4 |
| Spain | 1 | 4 | 2 | 17 | 1 | 4 | - | - | - | - |
| India | 10 | 58 | - | - | - | - | - | 1 | - | 4 |
| China | - | - | - | - | - | - | - | - | - | 1 |
| Germany | - | - | - | - | - | - | | | | |
| Canada | - | - | - | - | - | - | | | | |
| Honduras | - | - | - | - | - | - | | | | |
| El Salvador | - | - | - | - | - | - | - | - | - | - |
| Viet Nam | - | - | - | - | - | - | - | 14 | - | 76 |
| Netherlands | - | - | - | - | - | - | | | | |
| Others | - | 6 | 2 | 6 | - | 14 | - | 1 | 3 | 1 |
| **Total** | **56** | **326** | **65** | **362** | **85** | **299** | **49** | **68** | **303** | **386** |

**Table 3.06**

**COSTA RICA: IMPORT OF GROUND PEPPER BY COUNTRY OF ORIGIN**

| Country of origin | 2014 | | 2015 | | 2016 | | 2017 | | 2018 | |
|---|---|---|---|---|---|---|---|---|---|---|
| | MT | $'000 | MT | $'000 | MT | $'000 | MT | $'000 | MT | $'000 |
| United States of Americ | 190 | 1,307 | 226 | 1,760 | 311 | 2,210 | 236 | 1,558 | 133 | 911 |
| Viet Nam | - | - | 1 | 1 | - | - | 2 | 18 | 76 | 465 |
| Spain | 19 | 128 | 11 | 100 | 27 | 252 | 32 | 318 | 19 | 146 |
| India | - | - | - | - | 6 | 12 | 6 | 12 | 9 | 35 |
| Guatemala | 3 | 14 | 5 | 24 | 3 | 23 | 3 | 24 | 3 | 21 |
| El Salvador | 3 | 10 | 1 | 3 | 1 | 2 | 1 | 2 | 1 | 3 |
| France | - | - | - | - | - | - | | | | |
| Honduras | - | - | - | - | - | - | | | | |
| Germany | 3 | 12 | - | - | - | - | | | | |
| Peru | - | - | - | 1 | - | - | | | | |
| Taipei, Chinese | 1 | 1 | - | - | 1 | 1 | | - | | - |
| Brazil | - | - | - | 3 | - | - | | | | |
| Turkey | - | - | - | 1 | - | - | 2 | 14 | | - |
| Indonesia | - | - | 3 | 24 | - | - | | | | |
| Egypt | - | - | - | - | 1 | 2 | | - | | - |
| Italy | - | - | - | 1 | - | - | - | 1 | | - |
| Morocco | - | 1 | - | 1 | - | - | | | | |
| Others | 38 | 293 | 43 | 407 | 43 | 444 | 58 | 554 | 45 | 308 |
| **Total** | **257** | **1,766** | **290** | **2,326** | **393** | **2,946** | **340** | **2,501** | **286** | **1,889** |

**Table 3.07**

**COSTA RICA: EXPORT OF WHOLE PEPPER BY COUNTRY OF DESTINATION**

| Country of origin | 2014 | | 2015 | | 2016 | | 2017 | | 2018 | |
|---|---|---|---|---|---|---|---|---|---|---|
| | MT | $'000 | MT | $'000 | MT | $'000 | MT | $'000 | MT | $'000 |
| El Salvador | | - | - | 3 | 18 | 159 | 50 | 371 | 47 | 322 |
| Mexico | 35 | 299 | 35 | 387 | 50 | 548 | 81 | 530 | 45 | 210 |
| Honduras | 25 | 161 | 15 | 101 | 25 | 207 | 41 | 248 | 30 | 115 |
| Panama | 3 | 36 | 2 | 24 | 10 | 91 | 5 | 45 | 12 | 53 |
| Nicaragua | 3 | 14 | 2 | 13 | 2 | 19 | 1 | 6 | 1 | 9 |
| Jamaica | | - | | - | - | 9 | 1 | 9 | 1 | 2 |
| United States of Americ | 26 | 207 | | - | | - | 86 | 536 | | - |
| Guatemala | | - | 7 | 48 | 2 | 19 | 10 | 94 | - | 1 |
| Other | 1 | 1 | 1 | 2 | 2 | 9 | - | - | - | - |
| **Total** | **93** | **718** | **62** | **578** | **109** | **1,061** | **275** | **1,839** | **136** | **712** |

**Table 3.08**

**COSTA RICA: EXPORT OF GROUND PEPPER BY COUNTRY OF DESTINATION**

| Country of origin | 2014 | | 2015 | | 2016 | | 2017 | | 2018 | |
|---|---|---|---|---|---|---|---|---|---|---|
| | MT | $'000 | MT | $'000 | MT | $'000 | MT | $'000 | MT | $'000 |
| Guatemala | 5 | 35 | 15 | 112 | 24 | 170 | 26 | 160 | 33 | 183 |
| Nicaragua | 9 | 60 | 9 | 68 | 12 | 98 | 15 | 121 | 13 | 90 |
| El Salvador | 10 | 113 | 6 | 84 | 8 | 113 | 8 | 95 | 8 | 94 |
| Panama | 8 | 61 | 6 | 47 | 8 | 40 | 32 | 221 | 7 | 34 |
| Honduras | 1 | 9 | 1 | 9 | 1 | 13 | - | 6 | 1 | 20 |
| Jamaica | | - | | - | | - | 1 | 16 | | - |
| Other | 2 | 13 | 4 | 6 | 1 | - | - | - | - | - |
| **Total** | **35** | **291** | **41** | **326** | **54** | **434** | **82** | **619** | **62** | **421** |

**Table 3.09**
**DENMARK: IMPORT OF WHOLE PEPPER BY COUNTRY OF ORIGIN**

| Country of origin | 2014 | | 2015 | | 2016 | | 2017 | | 2018 | |
|---|---|---|---|---|---|---|---|---|---|---|
| | MT | $'000 | MT | $'000 | MT | $'000 | MT | $'000 | MT | $'000 |
| Germany | 165 | 1,366 | 201 | 1,552 | 206 | 1,844 | 185 | 1,468 | 124 | 1,203 |
| Sweden | 40 | 690 | 26 | 536 | 23 | 518 | 93 | 735 | 34 | 793 |
| Netherlands | 6 | 43 | 3 | 26 | 2 | 26 | 4 | 35 | 31 | 69 |
| India | 9 | 58 | 9 | 83 | 6 | 57 | 11 | 84 | 19 | 147 |
| France | 1 | 17 | 6 | 173 | 9 | 236 | 58 | 458 | 9 | 245 |
| Czech Republic | - | 1 | - | 1 | - | - | 19 | 151 | 8 | 110 |
| Thailand | - | 2 | 4 | 16 | 3 | 11 | 1 | 5 | 5 | 16 |
| Viet Nam | 40 | 335 | 12 | 132 | 32 | 265 | 33 | 265 | 4 | 38 |
| China | 1 | 4 | - | - | - | - | - | - | 3 | 20 |
| United Kingdom | - | 6 | - | 14 | 2 | 28 | 4 | 32 | 2 | 7 |
| Spain | 1 | 7 | 1 | 14 | 1 | 7 | 5 | 36 | 1 | 4 |
| Belgium | 1 | 11 | 1 | 10 | - | - | - | 4 | 1 | 11 |
| Indonesia | - | - | 2 | 18 | 1 | 13 | - | - | 1 | 9 |
| Turkey | - | - | 1 | 6 | - | 9 | - | - | 1 | 1 |
| Poland | - | - | - | - | - | 2 | 1 | 7 | - | 2 |
| Switzerland | 1 | 1 | - | - | - | - | | | | |
| South Africa | - | - | - | - | - | 3 | - | - | - | - |
| Italy | - | 1 | - | - | - | 5 | 1 | 10 | - | 1 |
| Romania | 1 | 14 | 1 | 9 | 1 | 16 | 2 | 16 | - | 1 |
| Japan | - | - | - | 1 | - | - | | | | |
| Sri Lanka | 1 | 19 | 1 | 18 | 1 | 15 | 1 | 9 | - | 4 |
| Jordan | - | - | - | - | - | 1 | - | - | - | - |
| Lao People's Democrati | 3 | 7 | 2 | 7 | - | - | | | | |
| Pakistan | - | - | - | - | 3 | 8 | - | - | - | - |
| United States of Americ | - | - | - | - | - | 16 | - | 1 | - | - |
| Portugal | - | - | - | - | - | - | 1 | 4 | - | - |
| Austria | 1 | 23 | 2 | 27 | - | 7 | - | 1 | - | - |
| Slovakia | - | - | - | - | - | 1 | - | 1 | - | - |
| Luxembourg | - | - | - | - | - | - | | | | |
| Cambodia | - | 10 | - | - | - | 10 | - | - | - | - |
| Finland | - | 5 | - | 6 | - | - | - | 2 | - | - |
| Estonia | - | 4 | - | 4 | 1 | 8 | - | 1 | - | - |
| Greece | - | 1 | - | 1 | - | - | | | | |
| Guatemala | - | - | - | - | - | - | | | | |
| Hungary | - | - | - | - | - | 1 | - | 2 | - | - |
| Micronesia, Federated S | - | - | - | - | - | - | | | | |
| Latvia | - | - | - | - | - | - | | | | |
| Lithuania | - | - | - | - | - | - | 1 | 6 | - | - |
| Others | - | - | 1 | - | 1 | 1 | 1 | 4 | 1 | - |
| **Total** | **271** | **2,625** | **273** | **2,654** | **292** | **3,108** | **421** | **3,337** | **244** | **2,681** |

**Table 3.10**
**DENMARK: IMPORT OF GROUND PEPPER BY COUNTRY OF ORIGIN**

| Country of origin | 2014 | | 2015 | | 2016 | | 2017 | | 2018 | |
|---|---|---|---|---|---|---|---|---|---|---|
| | MT | $'000 | MT | $'000 | MT | $'000 | MT | $'000 | MT | $'000 |
| Germany | 203 | 2,133 | 216 | 2,489 | 271 | 3,143 | 342 | 3,309 | 338 | 2,916 |
| Sweden | 158 | 2,414 | 165 | 2,361 | 160 | 2,481 | 242 | 2,341 | 132 | 2,280 |
| Viet Nam | 187 | 1,684 | 155 | 1,916 | 154 | 1,712 | 157 | 1,516 | 116 | 781 |
| Spain | 7 | 56 | 5 | 23 | 6 | 23 | 8 | 76 | 72 | 338 |
| Romania | 3 | 19 | 2 | 21 | 28 | 268 | 26 | 247 | 43 | 236 |
| Netherlands | 55 | 428 | 38 | 392 | 58 | 637 | 40 | 387 | 38 | 287 |
| India | 106 | 773 | 81 | 770 | 103 | 948 | 65 | 626 | 31 | 236 |
| Belgium | 4 | 100 | 1 | 59 | 1 | 7 | 1 | 7 | 21 | 206 |
| Indonesia | 10 | 104 | 10 | 123 | 9 | 113 | - | 4 | 13 | 50 |
| Czech Republic | - | 5 | - | 4 | - | 1 | 7 | 65 | 5 | 58 |
| Italy | 13 | 254 | 9 | 145 | 7 | 149 | 18 | 179 | 5 | 88 |
| Poland | - | 2 | 1 | 7 | 1 | 11 | 1 | 8 | 3 | 40 |
| United Kingdom | 8 | 194 | 8 | 165 | 5 | 120 | 15 | 146 | 3 | 77 |
| Turkey | 7 | 34 | 3 | 14 | - | - | - | - | 2 | 1 |
| France | 4 | 136 | 3 | 54 | 1 | 19 | 6 | 55 | 1 | 9 |
| Estonia | - | 6 | - | 6 | 4 | 63 | 4 | 35 | 1 | 15 |
| Norway | 1 | 9 | 1 | 7 | 1 | 6 | 1 | 8 | 1 | 8 |
| Sri Lanka | - | - | - | 1 | - | - | | | | |
| Slovakia | - | 1 | - | 1 | - | 2 | - | 4 | - | 4 |
| Hungary | - | 1 | - | 1 | - | 1 | - | 1 | - | 5 |
| South Africa | - | - | - | - | - | 1 | - | - | - | - |
| Egypt | - | - | 1 | 1 | - | - | | | | |
| Thailand | 1 | 4 | - | - | - | 1 | - | 1 | - | - |
| Lithuania | - | - | - | - | - | - | | | | |
| Finland | - | 3 | - | 3 | - | 5 | 1 | 13 | - | 4 |
| Luxembourg | - | 2 | - | - | - | - | | | | |
| Slovenia | - | 1 | - | - | - | - | | | | |
| Ethiopia | - | - | - | - | 1 | 6 | - | - | - | - |
| Israel | - | - | - | - | - | - | | | | |
| Greece | - | 4 | - | 3 | - | 4 | | | | |
| China | - | - | - | - | - | - | | | | |
| Tunisia | - | - | - | - | - | 2 | - | - | - | - |
| Ireland | - | - | - | - | - | - | - | 1 | - | - |
| Portugal | - | - | - | - | - | 1 | - | 1 | - | - |
| Japan | - | - | - | - | - | 2 | - | 4 | - | 3 |
| Austria | 16 | 152 | 4 | 31 | - | 7 | 2 | 15 | - | 3 |
| Latvia | - | - | - | - | - | - | - | 2 | - | - |
| Others | - | - | - | - | 3 | 2 | 1 | 4 | 1 | 10 |
| **Total** | **783** | **8,519** | **703** | **8,597** | **813** | **9,735** | **937** | **9,055** | **826** | **7,655** |

**Table 3.11**

**EGYPT: IMPORT OF WHOLE PEPPER BY COUNTRY OF ORIGIN**

| Country of origin | 2014 | | 2015 | | 2016 | | 2017 | | 2018 | |
|---|---|---|---|---|---|---|---|---|---|---|
| | MT | $'000 | MT | $'000 | MT | $'000 | MT | $'000 | MT | $'000 |
| Viet Nam | 5,800 | 44,645 | 5,355 | 47,459 | 4,697 | 47,577 | 5,972 | 47,384 | 5,075 | 27,958 |
| Brazil | 175 | 1,316 | 151 | 1,341 | 375 | 3,797 | 761 | 6,039 | 1,504 | 8,286 |
| Eritrea | 151 | 1,325 | 370 | 3,276 | 174 | 1,764 | 103 | 820 | 170 | 936 |
| Netherlands | | - | - | - | - | - | - | - | 14 | 79 |
| Chile | | | | | | | | | 14 | 79 |
| Tanzania, United Republic of | | - | 21 | 188 | 47 | 472 | 61 | 486 | 10 | 53 |
| India | 26 | 194 | 329 | 2,913 | 11 | 109 | 17 | 136 | 10 | 57 |
| Sri Lanka | 375 | 2,794 | 802 | 7,110 | - | - | - | - | 5 | 27 |
| Indonesia | 252 | 1,810 | 27 | 238 | | - | 62 | 495 | 4 | 23 |
| Uzbekistan | | | | | | | | | 1 | 4 |
| Ukraine | - | - | - | - | - | - | 13 | 105 | - | - |
| Germany | 1 | 5 | - | 2 | - | - | - | - | | |
| United States of America | - | - | - | 3 | - | - | - | - | | |
| Area Nes | | | | | | | | | - | 1 |
| Ethiopia | - | - | - | - | - | - | - | - | | |
| Spain | 1 | 3 | 5 | 47 | - | - | - | - | | |
| China | 21 | 23 | 3 | 26 | - | - | - | - | | |
| Malaysia | 14 | 129 | - | - | - | - | - | - | | |
| United Arab Emirates | 4 | 22 | 55 | 487 | - | - | - | - | | |
| Mexico | 25 | 92 | 21 | 187 | 34 | 340 | - | - | - | - |
| France | - | - | - | - | - | - | 2 | 12 | - | - |
| Italy | - | 2 | - | - | - | - | - | - | | |
| Afghanistan | - | - | - | - | - | - | 12 | 92 | - | - |
| LAIA not elsewhere specified | 27 | 168 | | - | 16 | 161 | - | - | - | - |
| Others | - | - | 1 | - | - | - | 1 | - | | |
| **Total** | **6,872** | **52,528** | **7,140** | **63,277** | **5,354** | **54,220** | **7,004** | **55,569** | **6,807** | **37,503** |

**Table 3.12**

**EGYPT: IMPORT OF GROUND PEPPER BY COUNTRY OF ORIGIN**

| Country of origin | 2014 | | 2015 | | 2016 | | 2017 | | 2018 | |
|---|---|---|---|---|---|---|---|---|---|---|
| | MT | $'000 | MT | $'000 | MT | $'000 | MT | $'000 | MT | $'000 |
| Spain | 198 | 452 | 46 | 426 | 25 | 259 | 39 | 259 | 17 | 125 |
| Viet Nam | 24 | 229 | 17 | 158 | 20 | 207 | 9 | 207 | 16 | 118 |
| China | 16 | 23 | 6 | 55 | 9 | 94 | 4 | 94 | 14 | 109 |
| India | 164 | 403 | 12 | 108 | 5 | 56 | - | 56 | 9 | 68 |
| Area Nes | | | | | | | | | 4 | 28 |
| United Arab Emirates | 1 | 11 | 47 | 431 | 1 | 6 | - | 6 | 1 | 5 |
| Turkey | - | - | - | - | - | - | 1 | - | 1 | 5 |
| Mexico | | | | | | | | | 1 | 6 |
| Netherlands | - | - | - | 1 | - | - | - | - | 1 | 8 |
| South Africa | - | 2 | - | - | - | - | - | - | | |
| Korea, Republic of | - | - | - | - | - | - | 6 | - | - | - |
| Syrian Arab Republic | - | - | 1 | 6 | - | - | - | - | | |
| United States of Ameri | 1 | 6 | - | 4 | - | 5 | - | 5 | - | - |
| France | - | - | 3 | 32 | - | - | - | - | | |
| Germany | - | - | 12 | 115 | - | - | - | - | | |
| Indonesia | - | 1 | - | - | 52 | 534 | 59 | 534 | - | - |
| Brazil | - | - | | - | 1 | 12 | - | 12 | - | - |
| United Kingdom | - | - | - | 3 | - | - | - | - | | |
| Lebanon | 3 | 26 | 1 | 9 | 2 | 21 | - | 21 | - | 3 |
| Serbia | - | - | - | - | - | - | 1 | - | - | - |
| Malaysia | - | - | - | 2 | - | - | - | - | | |
| Others | 25 | 12 | 2 | - | 1 | - | - | - | | |
| **Total** | **432** | **1,165** | **147** | **1,350** | **116** | **1,194** | **119** | **1,194** | **64** | **475** |

**Table 3.13**

**EGYPT: EXPORT OF WHOLE PEPPER BY COUNTRY OF DESTINATION**

| Country of destination | 2014 | | 2015 | | 2016 | | 2017 | | 2018 | |
|---|---|---|---|---|---|---|---|---|---|---|
| | MT | $'000 | MT | $'000 | MT | $'000 | MT | $'000 | MT | $'000 |
| Jordan | 68 | 79 | 1 | 12 | | 0 | | 0 | 1 | 8 |
| Lebanon | 46 | 33 | | 0 | 1 | 10 | 0 | 1 | 1 | 8 |
| Tunisia | | | | | | | | | - | 3 |
| Russian Federation | | - | | - | 8 | 81 | 17 | 144 | - | - |
| Germany | | - | 3 | 29 | | - | 2 | 19 | - | 1 |
| United Kingdom | | - | | - | | - | 7 | 57 | - | 1 |
| Greece | | - | | - | | - | 4 | 31 | - | - |
| Qatar | 94 | 123 | 4 | 38 | 8 | 76 | 1 | 4 | - | - |
| Hungary | | - | | - | 7 | 73 | | - | - | - |
| Seychelles | | | | | | | | | - | 3 |
| Iraq | 23 | 24 | 4 | 37 | | - | | - | | |
| Ukraine | | - | | - | | - | 1 | 12 | - | - |
| Ireland | | | | | | | | | - | 2 |
| Yemen | 1 | 1 | | - | | - | | - | | |
| Italy | 51 | 68 | | - | 3 | 26 | 1 | 12 | - | - |
| Palestine, State of | 9 | 3 | | - | 3 | 32 | | - | - | - |
| Australia | | - | | - | | - | 1 | 4 | - | - |
| Romania | | - | | - | | - | 1 | 9 | - | - |
| Kuwait | 14 | 21 | 3 | 26 | 9 | 89 | - | 1 | - | - |
| Saudi Arabia | 120 | 172 | 18 | 160 | 15 | 144 | | - | - | - |
| Slovenia | | - | | - | | - | 2 | 17 | - | - |
| Bahrain | 44 | 45 | 2 | 21 | 7 | 70 | 1 | 6 | - | - |
| Syrian Arab Republic | 39 | 51 | - | 1 | | - | | - | | |
| Libya, State of | 209 | 410 | | - | | - | 7 | 54 | - | - |
| Turkey | | - | | - | | - | 1 | 11 | - | - |
| Mauritius | | - | | - | - | 1 | | - | - | - |
| United Arab Emirates | | - | - | - | 2 | 17 | | - | - | 2 |
| Morocco | | - | | - | 1 | 12 | | - | - | - |
| United States of America | | - | 1 | 11 | | - | | - | | |
| Netherlands | | - | | - | | - | 3 | 27 | - | - |
| Algeria | | - | 1 | 8 | | - | | - | | |
| Oman | 6 | 10 | | - | 2 | 15 | | - | - | - |
| Others | - | 1 | 1 | - | - | - | - | 2 | | |
| **Total** | **724** | **1,041** | **38** | **343** | **66** | **646** | **49** | **411** | **2** | **28** |

**Table 3.14**

**EGYPT: EXPORT OF GROUND PEPPER BY COUNTRY OF DESTINATION**

| Country of destination | 2014 | | 2015 | | 2016 | | 2017 | | 2018 | |
|---|---|---|---|---|---|---|---|---|---|---|
| | MT | $'000 | MT | $'000 | MT | $'000 | MT | $'000 | MT | $'000 |
| Tunisia | 0 | 0 | 0 | 0 | 2 | 20 | 3 | 33 | 6 | 50 |
| United States of Americ | 0 | 0 | 0 | 0 | 0 | 3 | 0 | 0 | 6 | 56 |
| Libya, State of | 0 | 0 | 7 | 70 | 0 | 0 | 0 | 0 | 2 | 16 |
| Germany | 18 | 24 | 3 | 30 | 0 | 0 | 6 | 61 | 2 | 18 |
| Hungary | | | | | | | | | 2 | 13 |
| Netherlands | - | - | - | - | - | - | 1 | 14 | 2 | 14 |
| United Kingdom | | | | | | | | | 1 | 6 |
| Greece | | | | | | | | | 1 | 8 |
| Sudan | 3 | 1 | - | - | - | - | - | - | | |
| Turkey | - | - | | - | 7 | 77 | - | - | - | - |
| Syrian Arab Republic | - | - | - | - | 5 | 53 | 5 | 50 | - | - |
| Kuwait | | - | - | 1 | - | - | - | 4 | - | - |
| Lebanon | - | - | - | - | 2 | 25 | - | 3 | - | - |
| Saudi Arabia | 6 | 10 | - | 3 | - | - | 4 | 47 | - | - |
| Seychelles | | | | | | | | | - | 1 |
| Mauritius | | | | | | | | | - | 1 |
| Sweden | - | - | - | - | - | 4 | - | - | - | - |
| Australia | - | - | - | 1 | 1 | 10 | - | - | - | - |
| Italy | - | - | - | - | - | - | 4 | 39 | - | - |
| Algeria | 410 | 269 | - | - | - | - | - | - | | |
| United Arab Emirates | 5 | 6 | - | 2 | - | - | - | - | - | 2 |
| Palestine, State of | - | - | - | - | 1 | 6 | - | - | - | - |
| Jordan | - | - | 1 | 9 | 5 | 52 | 1 | 6 | - | 3 |
| Russian Federation | - | - | - | - | 1 | 12 | 2 | 26 | - | - |
| Others | - | - | 1 | - | - | - | - | - | | |
| **Total** | **442** | **310** | **12** | **116** | **24** | **262** | **26** | **283** | **22** | **188** |

**Table 3.15**
**FRANCE: IMPORT OF WHOLE PEPPER BY COUNTRY OF ORIGIN**

| Country of origin | 2014 | | 2015 | | 2016 | | 2017 | | 2018 | |
|---|---|---|---|---|---|---|---|---|---|---|
| | MT | $'000 | MT | $'000 | MT | $'000 | MT | $'000 | MT | $'000 |
| Brazil | 1,722 | 14,311 | 2,411 | 23,642 | 2,345 | 22,077 | 2,411 | 15,341 | 3,514 | 13,052 |
| Viet Nam | 2,672 | 22,698 | 2,324 | 22,065 | 2,552 | 24,234 | 2,086 | 13,805 | 2,489 | 9,234 |
| Indonesia | 1,136 | 11,294 | 1,238 | 14,552 | 2,188 | 22,900 | 1,771 | 15,021 | 1,063 | 5,332 |
| India | 221 | 2,626 | 588 | 6,520 | 401 | 3,941 | 606 | 4,171 | 345 | 2,572 |
| Ecuador | - | - | - | - | 45 | 382 | 105 | 603 | 275 | 860 |
| Madagascar | 234 | 1,212 | 247 | 1,529 | 298 | 1,727 | 266 | 1,532 | 252 | 1,702 |
| Germany | 236 | 3,144 | 240 | 3,165 | 270 | 3,200 | 282 | 2,805 | 203 | 1,884 |
| Netherlands | 70 | 771 | 78 | 856 | 108 | 1,228 | 180 | 1,633 | 118 | 732 |
| Belgium | 78 | 468 | 105 | 473 | 97 | 499 | 162 | 818 | 93 | 584 |
| Spain | 37 | 361 | 48 | 350 | 46 | 527 | 71 | 591 | 50 | 379 |
| Sri Lanka | 23 | 336 | 81 | 742 | 30 | 541 | 58 | 1,077 | 39 | 569 |
| Malaysia | 20 | 224 | 28 | 302 | 2 | 21 | 4 | 136 | 29 | 165 |
| China | 31 | 301 | 21 | 319 | 14 | 242 | 19 | 362 | 26 | 444 |
| Sao Tome and Principe | - | 3 | 10 | 124 | 18 | 250 | 4 | 62 | 24 | 373 |
| Cambodia | 9 | 173 | 24 | 594 | 20 | 525 | 24 | 698 | 22 | 538 |
| Cameroon | 8 | 169 | 13 | 282 | 13 | 289 | 15 | 348 | 16 | 434 |
| Italy | 5 | 98 | 6 | 96 | 11 | 143 | 14 | 122 | 13 | 92 |
| South Africa | 6 | 87 | 5 | 33 | 6 | 36 | 4 | 39 | 9 | 60 |
| France | 9 | 125 | 9 | 104 | 5 | 61 | 2 | 38 | 9 | 118 |
| Nepal | 1 | 15 | 5 | 113 | 3 | 51 | 5 | 73 | 7 | 122 |
| United Arab Emirates | - | 1 | 2 | 3 | 1 | 1 | 1 | 2 | 4 | 5 |
| Mexico | | | | | | | | | 4 | 19 |
| Thailand | 1 | 11 | 1 | 9 | - | 3 | - | 5 | 2 | 11 |
| Turkey | 2 | 73 | - | - | 5 | 60 | 14 | 226 | 2 | 92 |
| Congo | | | | | | | | | 1 | 16 |
| Tanzania, United Republic of | - | - | 1 | 2 | 8 | 129 | 2 | 32 | 1 | 6 |
| United Kingdom | 31 | 231 | 2 | 8 | - | 6 | 4 | 64 | 1 | 37 |
| Portugal | - | 1 | - | 4 | - | 4 | 1 | 8 | 1 | 9 |
| Ethiopia | | | | | | | | | 1 | 5 |
| Australia | 1 | 46 | 1 | 70 | - | 6 | 1 | 94 | 1 | 87 |
| Comoros | | - | | - | - | - | 1 | 5 | - | - |
| Lao People's Democratic Republic | | | | | | | | | - | 15 |
| Switzerland | | | | | | | | | - | 3 |
| United States Minor Outlying Islands | | | | | | | | | - | 1 |
| Serbia | | - | | - | - | 3 | 2 | 8 | - | - |
| Area Nes | | | | | | | | | - | - |
| Colombia | | - | | - | - | - | 1 | 20 | - | - |
| Mauritius | 16 | 155 | 4 | 37 | | - | 27 | 87 | - | - |
| Chile | - | 2 | | - | 1 | 19 | - | 10 | - | - |
| Korea, Republic of | | | | | | | | | - | 1 |
| Morocco | - | - | - | 2 | - | - | 3 | 20 | - | - |
| Côte d'Ivoire | | | | | | | | | - | 2 |
| Sierra Leone | | | | | | | | | - | 1 |
| Czech Republic | | | | | | | | | - | 1 |
| Austria | - | 6 | - | 1 | - | - | - | 5 | - | 7 |
| Niger | | | | | | | | | - | 20 |
| Bhutan | | | | | | | | | - | 4 |
| Canada | - | - | - | 14 | - | 5 | - | - | - | - |
| Japan | - | 5 | - | 13 | - | 16 | - | 30 | - | 19 |
| Hong Kong, China | | | | | | | | | - | 22 |
| United States of America | - | - | 20 | 77 | - | 1 | - | 3 | - | - |
| Denmark | - | - | - | - | - | 1 | - | 2 | - | 3 |
| Poland | | - | 1 | 3 | 1 | 8 | 1 | 7 | - | - |
| Others | 171 | 1,851 | 13 | 143 | 10 | 106 | 2 | 19 | | |
| **Total** | **6,740** | **60,798** | **7,526** | **76,247** | **8,498** | **83,242** | **8,149** | **59,922** | **8,614** | **39,632** |

**Table 3.16**
**FRANCE: IMPORT OF GROUND PEPPER BY COUNTRY OF ORIGIN**

| Country of origin | 2014 | | 2015 | | 2016 | | 2017 | | 2018 | |
|---|---|---|---|---|---|---|---|---|---|---|
| | MT | $'000 | MT | $'000 | MT | $'000 | MT | $'000 | MT | $'000 |
| Germany | 1,649 | 14,937 | 1,269 | 11,886 | 1,402 | 13,586 | 1,127 | 10,211 | 1,117 | 8,083 |
| Viet Nam | 571 | 4,942 | 565 | 6,434 | 652 | 6,603 | 534 | 4,118 | 596 | 3,089 |
| Netherlands | 341 | 3,237 | 330 | 3,473 | 276 | 2,788 | 298 | 2,730 | 347 | 2,072 |
| Spain | 183 | 1,336 | 169 | 1,288 | 194 | 1,400 | 224 | 1,494 | 250 | 1,446 |
| India | 128 | 1,386 | 125 | 1,537 | 52 | 631 | 100 | 946 | 80 | 546 |
| Poland | 5 | 43 | 32 | 322 | 25 | 424 | 45 | 417 | 76 | 511 |
| Indonesia | 32 | 278 | 51 | 658 | 9 | 115 | 24 | 195 | 67 | 549 |
| China | 17 | 139 | 29 | 213 | 29 | 199 | 33 | 254 | 57 | 451 |
| United Kingdom | 5 | 84 | 11 | 140 | 123 | 804 | 108 | 600 | 41 | 234 |
| Italy | 9 | 68 | 7 | 75 | 6 | 67 | 14 | 116 | 33 | 151 |
| Sri Lanka | 1 | 20 | 2 | 38 | 2 | 26 | 11 | 167 | 30 | 421 |
| Turkey | 3 | 25 | 3 | 35 | 1 | 19 | 8 | 88 | 14 | 108 |
| Brazil | 36 | 326 | 47 | 208 | 172 | 376 | 64 | 275 | 11 | 77 |
| Austria | - | - | - | - | - | 1 | 13 | 204 | 10 | 168 |
| Belgium | 39 | 447 | 24 | 272 | 13 | 160 | 25 | 213 | 9 | 55 |
| South Africa | 11 | 87 | 3 | 23 | 5 | 39 | 5 | 31 | 4 | 26 |
| Korea, Republic of | 1 | 11 | 3 | 28 | 1 | 6 | 3 | 18 | 3 | 18 |
| Madagascar | 32 | 283 | 9 | 57 | 35 | 146 | 9 | 61 | 3 | 58 |
| Portugal | 1 | 15 | 1 | 14 | 1 | 10 | 1 | 17 | 2 | 23 |
| United Arab Emirates | | | | | | | | | 2 | 8 |
| Cameroon | - | - | - | - | - | - | - | 1 | 1 | 5 |
| Switzerland | - | 1 | - | 1 | - | 2 | - | 16 | 1 | 48 |
| Japan | 1 | 22 | 1 | 30 | 1 | 18 | - | 18 | 1 | 18 |
| Singapore | 3 | 19 | - | - | - | - | 1 | 1 | 1 | 3 |
| United States of Americ | 2 | 6 | 2 | 7 | 1 | 3 | - | 1 | 1 | 3 |
| Mali | | | | | | | | | 1 | 2 |
| Greece | 10 | 17 | - | - | - | - | 8 | 12 | - | - |
| Israel | 1 | 9 | | - | 1 | 11 | 2 | 13 | - | 5 |
| Senegal | | | | | | | | | - | 2 |
| Denmark | 1 | 10 | - | 1 | - | 2 | - | 2 | - | 2 |
| Hong Kong, China | - | - | - | - | - | - | - | 1 | - | - |
| Canada | - | 2 | 1 | 12 | 1 | 3 | - | - | - | - |
| Benin | - | - | - | - | - | - | - | - | - | - |
| Romania | - | - | - | - | - | - | - | 1 | - | 2 |
| Ireland | 5 | 40 | - | 1 | - | - | 1 | 14 | - | - |
| Dominican Republic | | | | | | | | | - | 1 |
| Cambodia | - | 1 | - | - | - | 1 | - | 6 | - | - |
| France | 5 | 49 | 9 | 17 | 1 | 13 | - | 2 | - | 2 |
| Sweden | | | | | | | | | - | 1 |
| Mauritius | - | - | - | - | - | - | - | 1 | - | - |
| Thailand | 1 | 9 | - | 1 | - | 3 | - | 6 | - | 5 |
| Nepal | | | | | | | | | - | 1 |
| Malaysia | 20 | 216 | - | - | - | - | - | 2 | - | 2 |
| Lebanon | - | 1 | - | - | - | - | - | - | - | 1 |
| Others | 51 | 291 | 7 | 76 | 7 | 38 | 4 | - | | |
| **Total** | **3,164** | **28,357** | **2,700** | **26,847** | **3,010** | **27,494** | **2,662** | **22,252** | **2,758** | **18,197** |

**Table 3.17**
**FRANCE: EXPORT OF WHOLE PEPPER BY COUNTRY OF DESTINATION**

| Country of destination | 2014 | | 2015 | | 2016 | | 2017 | | 2018 | |
|---|---|---|---|---|---|---|---|---|---|---|
| | MT | $'000 | MT | $'000 | MT | $'000 | MT | $'000 | MT | $'000 |
| United States of America | 1,203 | 6,217 | 1,238 | 6,965 | 1,467 | 7,826 | 1,723 | 7,941 | 1,759 | 6,250 |
| Poland | 306 | 2,766 | 505 | 5,090 | 549 | 6,571 | 1,421 | 13,167 | 956 | 6,356 |
| Italy | 8 | 177 | 19 | 226 | 286 | 3,911 | 490 | 5,671 | 668 | 4,753 |
| Canada | 40 | 435 | 84 | 861 | 89 | 1,040 | 67 | 728 | 49 | 467 |
| United Kingdom | 200 | 2,708 | 177 | 2,578 | 71 | 1,219 | 43 | 745 | 48 | 728 |
| Spain | 51 | 658 | 50 | 648 | 45 | 598 | 38 | 533 | 48 | 580 |
| Belgium | 25 | 450 | 23 | 380 | 213 | 2,773 | 178 | 2,093 | 46 | 653 |
| Switzerland | 17 | 204 | 27 | 365 | 23 | 267 | 38 | 519 | 34 | 340 |
| India | 2 | 19 | 3 | 19 | 19 | 270 | 54 | 226 | 27 | 111 |
| Australia | 13 | 166 | 19 | 268 | 25 | 314 | 18 | 285 | 25 | 325 |
| Portugal | 48 | 655 | 38 | 541 | 33 | 627 | 29 | 477 | 24 | 381 |
| Germany | 9 | 125 | 8 | 135 | 36 | 326 | 32 | 615 | 23 | 515 |
| Netherlands | 12 | 170 | 13 | 190 | 16 | 248 | 14 | 229 | 18 | 228 |
| Denmark | 5 | 148 | 9 | 229 | 18 | 309 | 17 | 364 | 16 | 234 |
| Turkey | | - | 7 | 124 | 1 | 31 | 3 | 77 | 6 | 151 |
| Japan | 2 | 40 | 5 | 88 | 6 | 131 | 4 | 105 | 6 | 150 |
| Côte d'Ivoire | | - | | - | 3 | 20 | 6 | 27 | 4 | 19 |
| Luxembourg | 1 | 14 | 1 | 15 | 10 | 113 | 8 | 108 | 4 | 67 |
| Greece | 2 | 58 | 1 | 30 | 2 | 50 | 2 | 50 | 3 | 57 |
| Togo | | | | | | | | | 3 | 40 |
| Brazil | | | | | | | | | 2 | 60 |
| Austria | 2 | 30 | - | 2 | 1 | 16 | 2 | 27 | 2 | 32 |
| Ireland | - | 17 | 1 | 28 | 1 | 18 | 1 | 25 | 1 | 18 |
| South Africa | | | | | | | | | 1 | 14 |
| French Polynesia | 2 | 13 | - | 2 | 1 | 16 | - | 1 | 1 | 15 |
| Norway | 1 | 11 | - | 1 | - | 3 | - | 7 | 1 | 5 |
| Senegal | 1 | 2 | - | 1 | 4 | 15 | 1 | 4 | 1 | 7 |
| Hungary | 1 | 10 | 1 | 11 | 1 | 19 | - | 8 | 1 | 8 |
| Sweden | - | 6 | 1 | 13 | - | 8 | 2 | 44 | 1 | 31 |
| Indonesia | | | | | | | | | 1 | 8 |
| Thailand | | | | | | | | | 1 | 8 |
| Romania | | | | | | | | | - | 2 |
| Hong Kong, China | | | | | | | | | - | 2 |
| Singapore | | | | | | | | | - | 6 |
| Jordan | | | | | | | | | - | 1 |
| Colombia | | | | | | | | | - | 2 |
| Curaçao | | | | | | | | | - | 1 |
| Latvia | | | | | | | | | - | 4 |
| Saudi Arabia | | | | | | | | | - | 1 |
| Lebanon | - | - | - | 1 | - | 1 | - | 3 | - | 4 |
| Slovakia | | | | | | | | | - | 1 |
| Lithuania | - | - | - | 2 | - | 1 | - | 4 | - | 3 |
| Finland | - | - | - | 6 | - | 4 | - | 5 | - | 4 |
| Algeria | | | | | | | | | - | 2 |
| Gabon | | | | | | | | | - | 3 |
| Macao, China | | | | | | | | | - | 1 |
| Madagascar | | - | 6 | 52 | - | - | 12 | 42 | - | - |
| Mali | | | | | | | | | - | 1 |
| France | - | - | - | 2 | - | - | - | 2 | - | - |
| United Arab Emirates | - | 5 | 1 | 3 | - | 2 | 1 | 7 | - | 2 |
| Slovenia | | | | | | | | | - | 1 |
| Equatorial Guinea | | | | | | | | | - | 1 |
| Czech Republic | - | 1 | - | 1 | - | 4 | - | 6 | - | 3 |
| Viet Nam | | | | | | | | | - | - |
| Bulgaria | | | | | | | | | - | 1 |
| Estonia | | - | - | 1 | - | 5 | - | 9 | - | 4 |
| Mauritania | | | | | | | | | - | 1 |
| Mauritius | | | | | | | | | - | 2 |
| Vanuatu | | | | | | | | | - | 5 |
| Morocco | - | 1 | - | 1 | - | 1 | - | 1 | - | 1 |
| Wallis and Futuna Islands | | - | | - | | - | 1 | 2 | - | - |
| Croatia | | | | | | | | | - | 3 |
| New Caledonia | - | 1 | 10 | 101 | 9 | 68 | 3 | 37 | - | 1 |
| Others | 5 | 73 | 6 | 20 | 23 | 264 | 5 | 40 | | |
| **Total** | **1,956** | **15,180** | **2,253** | **19,000** | **2,952** | **27,089** | **4,213** | **34,234** | **3,780** | **22,674** |

**Table 3.18**
**FRANCE: EXPORT OF GROUND PEPPER BY COUNTRY OF DESTINATION**

| Country of destination | 2014 | | 2015 | | 2016 | | 2017 | | 2018 | |
|---|---|---|---|---|---|---|---|---|---|---|
| | MT | $'000 | MT | $'000 | MT | $'000 | MT | $'000 | MT | $'000 |
| United Kingdom | 801 | 9,420 | 719 | 9,302 | 619 | 9,002 | 724 | 9,310 | 765 | 6,589 |
| Poland | 424 | 3,529 | 928 | 8,360 | 896 | 9,669 | 37 | 379 | 652 | 3,692 |
| Italy | 13 | 165 | 14 | 141 | 179 | 1,950 | 262 | 2,407 | 343 | 1,980 |
| Portugal | 148 | 2,317 | 139 | 2,143 | 119 | 1,959 | 88 | 1,376 | 106 | 1,236 |
| Spain | 100 | 1,330 | 95 | 1,209 | 90 | 1,189 | 61 | 797 | 46 | 466 |
| Belgium | 34 | 503 | 29 | 432 | 358 | 4,384 | 205 | 2,280 | 37 | 469 |
| New Caledonia | 3 | 26 | 10 | 79 | 14 | 120 | 10 | 83 | 32 | 111 |
| Austria | 15 | 174 | 4 | 43 | 12 | 163 | 24 | 246 | 28 | 184 |
| Switzerland | 75 | 934 | 77 | 960 | 96 | 1,420 | 26 | 405 | 28 | 281 |
| Burkina Faso | | | | | | | | | 11 | 45 |
| Netherlands | 6 | 93 | 7 | 106 | 5 | 81 | 8 | 121 | 10 | 109 |
| Canada | 7 | 87 | 6 | 39 | 15 | 134 | 4 | 60 | 8 | 66 |
| Luxembourg | 4 | 49 | 4 | 44 | 29 | 330 | 25 | 262 | 6 | 72 |
| Germany | 41 | 460 | 30 | 397 | 19 | 267 | 1 | 17 | 6 | 40 |
| Hungary | 34 | 331 | 32 | 281 | 3 | 47 | 7 | 69 | 4 | 43 |
| Australia | | - | 19 | 223 | 4 | 93 | - | 6 | 4 | 96 |
| Tunisia | 1 | 16 | 5 | 73 | 7 | 112 | 7 | 91 | 4 | 30 |
| Togo | | | | | | | | | 3 | 12 |
| Romania | 3 | 36 | 2 | 29 | 4 | 58 | 2 | 33 | 3 | 28 |
| Morocco | 10 | 131 | 15 | 202 | 9 | 109 | 1 | 12 | 3 | 32 |
| Mali | | | | | | | | | 2 | 13 |
| Denmark | 2 | 28 | 2 | 28 | 2 | 33 | 2 | 35 | 2 | 28 |
| Algeria | 10 | 72 | | - | | - | 2 | 8 | 2 | 8 |
| Gabon | 3 | 41 | 3 | 34 | 3 | 35 | 2 | 21 | 2 | 20 |
| Equatorial Guinea | - | 2 | - | 1 | - | 3 | 3 | 21 | 2 | 3 |
| Japan | 2 | 22 | 3 | 42 | 2 | 25 | 1 | 27 | 2 | 23 |
| Lithuania | - | 5 | 1 | 11 | 1 | 10 | 1 | 16 | 2 | 30 |
| Cameroon | | | | | | | | | 1 | 6 |
| French Polynesia | 2 | 25 | 1 | 10 | 2 | 23 | 3 | 48 | 1 | 17 |
| Sweden | 2 | 21 | 2 | 46 | 2 | 37 | 2 | 43 | 1 | 28 |
| Greece | 2 | 46 | 1 | 25 | 1 | 40 | 1 | 35 | 1 | 40 |
| United States of America | 124 | 537 | 230 | 1,433 | 1 | 11 | - | 8 | 1 | 15 |
| Iceland | | | | | | | | | 1 | 1 |
| Senegal | 21 | 141 | 1 | 9 | 1 | 5 | 3 | 47 | 1 | 12 |
| Ireland | - | 11 | - | 14 | 1 | 11 | 1 | 13 | 1 | 7 |
| United Arab Emirates | 3 | 14 | 28 | 48 | 4 | 16 | 1 | 17 | 1 | 13 |
| Lebanon | - | 2 | - | 3 | 14 | 213 | 22 | 325 | 1 | 14 |
| Côte d'Ivoire | 6 | 60 | 6 | 47 | 7 | 43 | 6 | 34 | 1 | 14 |
| Vanuatu | | | | | | | | | 1 | 16 |
| South Africa | | - | | - | - | - | 19 | 117 | | - |
| France | | | | | | | | | - | 2 |
| Latvia | | | | | | | | | - | 1 |
| Seychelles | | | | | | | | | - | 3 |
| Guinea | | | | | | | | | - | 1 |
| Korea, Republic of | | | | | | | | | - | 6 |
| Congo | 1 | 11 | 1 | 9 | 1 | 15 | - | 7 | - | 2 |
| St. Pierre and Miquelon | | | | | | | | | - | 1 |
| Hong Kong, China | | | | | | | | | - | 1 |
| Chad | | | | | | | | | - | 2 |
| Mauritania | | | | | | | | | - | 1 |
| Dominican Republic | | | | | | | | | - | 5 |
| Mauritius | | | | | | | | | - | 6 |
| Serbia | | | | | | | | | - | 4 |
| Curaçao | | | | | | | | | - | 1 |
| Niger | - | 4 | - | 2 | - | 6 | 1 | 9 | - | 4 |
| Central African Republic | | | | | | | | | - | 1 |
| Taipei, Chinese | | | | | | | | | - | 2 |
| Brazil | - | 3 | - | 2 | 3 | 20 | - | 8 | - | - |
| Chile | | | | | | | | | - | 3 |
| Benin | 1 | 6 | - | 6 | - | 2 | 2 | 15 | - | 2 |
| Djibouti | - | 5 | 1 | 10 | 1 | 9 | - | 7 | - | 2 |
| Wallis and Futuna Islands | | | | | | | | | - | 1 |
| Norway | - | 3 | 1 | 33 | 1 | 40 | 1 | 20 | | - |
| Others | 6 | 135 | 104 | 1,369 | 2 | 130 | 6 | 75 | | |
| **Total** | **1,904** | **20,795** | **2,520** | **27,245** | **2,527** | **31,814** | **1,571** | **18,910** | **2,125** | **15,940** |

**Table 3.19**
**GERMANY: IMPORT OF WHOLE PEPPER BY COUNTRY OF ORIGIN**

| Country of origin | 2014 | | 2015 | | 2016 | | 2017 | | 2018 | |
|---|---|---|---|---|---|---|---|---|---|---|
| | MT | $'000 | MT | $'000 | MT | $'000 | MT | $'000 | MT | $'000 |
| Brazil | 9,952 | 80,260 | 10,775 | 97,746 | 10,667 | 87,354 | 14,315 | 75,547 | 14,100 | 41,219 |
| Viet Nam | 5,885 | 50,621 | 6,693 | 72,323 | 8,219 | 77,376 | 8,057 | 53,564 | 8,509 | 35,111 |
| Indonesia | 4,025 | 42,868 | 4,172 | 50,707 | 3,810 | 40,590 | 3,420 | 26,402 | 2,724 | 12,989 |
| India | 2,126 | 15,364 | 2,790 | 24,980 | 1,194 | 13,618 | 1,267 | 12,961 | 1,045 | 8,257 |
| Sri Lanka | 696 | 8,054 | 775 | 8,894 | 661 | 9,104 | 571 | 7,744 | 684 | 7,299 |
| Ecuador | 15 | 142 | 73 | 670 | 343 | 2,983 | 261 | 1,344 | 406 | 1,432 |
| Cambodia | 28 | 278 | 6 | 176 | 45 | 465 | 365 | 2,259 | 230 | 991 |
| Thailand | 93 | 328 | 50 | 180 | 128 | 523 | 77 | 394 | 106 | 481 |
| Malaysia | 571 | 6,074 | 289 | 3,638 | 147 | 1,758 | 106 | 936 | 65 | 312 |
| China | 122 | 1,835 | 123 | 1,795 | 160 | 2,008 | 90 | 1,454 | 23 | 159 |
| Turkey | 4 | 42 | 6 | 54 | 8 | 48 | 8 | 35 | 19 | 33 |
| Tanzania, United Republic of | 23 | 233 | 27 | 268 | 32 | 424 | 36 | 437 | 8 | 121 |
| Nepal | | - | 7 | 61 | 4 | 36 | 5 | 65 | 5 | 87 |
| Austria | 1 | 32 | - | 1 | - | - | 1 | 34 | 3 | 90 |
| Mexico | - | 1 | 73 | 294 | 72 | 245 | 12 | 39 | 3 | 6 |
| Lao People's Democratic Republic | - | 1 | 2 | 18 | 2 | 17 | 2 | 24 | 2 | 14 |
| Madagascar | 40 | 172 | 42 | 372 | 29 | 140 | 14 | 290 | 2 | 29 |
| Morocco | | - | 1 | 1 | 2 | 2 | 1 | 3 | 1 | 3 |
| Australia | 3 | 189 | 1 | 56 | - | 15 | 3 | 268 | 1 | 43 |
| South Africa | 5 | 50 | 5 | 39 | 1 | 18 | 1 | 8 | 1 | 24 |
| Egypt | | - | | - | 2 | 9 | | - | 1 | 4 |
| Uganda | | | | | | | | | 1 | 5 |
| Bhutan | | | | | | | | | - | 4 |
| Russian Federation | | - | | - | - | 1 | - | 3 | - | - |
| Lebanon | | - | - | 1 | - | 1 | - | 3 | - | 3 |
| Denmark | - | - | | - | | - | - | 1 | | |
| Kenya | | - | | - | | - | - | 1 | - | - |
| Togo | | | | | | | | | - | 2 |
| France | 1 | 25 | - | 1 | | - | - | 1 | - | 1 |
| Singapore | 120 | 1,386 | 344 | 3,878 | 353 | 4,664 | 184 | 2,024 | - | - |
| Netherlands | 2 | 4 | 1 | 12 | | - | - | - | | |
| Spain | 32 | 253 | 46 | 354 | - | 2 | | - | - | - |
| Ireland | | | | | | | | | - | 6 |
| Syrian Arab Republic | | - | | - | - | 2 | - | 1 | - | - |
| Ukraine | | - | | - | | - | - | 3 | - | - |
| Iraq | | - | | - | | - | - | 3 | | |
| United Kingdom | - | 3 | | - | | - | 3 | 4 | | |
| Mauritius | | - | | - | 4 | 32 | | - | - | - |
| Italy | 3 | 41 | | - | - | - | - | 10 | - | 1 |
| United Arab Emirates | | | | | | | | | - | 1 |
| Pakistan | | - | | - | 6 | 79 | | - | - | - |
| United States of America | | - | 1 | 19 | 16 | 34 | 1 | 23 | - | - |
| Peru | - | 6 | - | 3 | - | 8 | | - | - | 5 |
| Japan | - | 20 | - | - | - | 3 | - | - | - | 3 |
| Others | 5 | 26 | 36 | 307 | 2 | 3 | 1 | - | - | - |
| **Total** | **23,752** | **208,308** | **26,338** | **266,848** | **25,907** | **241,562** | **28,801** | **185,885** | **27,939** | **108,735** |

**Table 3.20**
**GERMANY: IMPORT OF GROUND PEPPER BY COUNTRY OF ORIGIN**

| Country of origin | 2014 | | 2015 | | 2016 | | 2017 | | 2018 | |
|---|---|---|---|---|---|---|---|---|---|---|
| | MT | $'000 | MT | $'000 | MT | $'000 | MT | $'000 | MT | $'000 |
| Viet Nam | 863 | 6,980 | 820 | 8,060 | 983 | 9,812 | 1,042 | 8,380 | 727 | 3,762 |
| Netherlands | 756 | 5,261 | 879 | 7,208 | 1,070 | 10,483 | 938 | 7,583 | 650 | 3,809 |
| China | 4 | 19 | 4 | 53 | 20 | 89 | 271 | 1,616 | 229 | 924 |
| Brazil | 32 | 306 | 84 | 682 | 106 | 872 | 80 | 311 | 222 | 1,018 |
| India | 123 | 808 | 517 | 1,870 | 918 | 3,559 | 333 | 1,345 | 181 | 645 |
| Austria | 252 | 2,104 | 30 | 382 | 72 | 1,033 | 127 | 1,595 | 90 | 1,281 |
| Spain | 104 | 412 | 66 | 293 | 91 | 605 | 85 | 374 | 84 | 236 |
| Denmark | 4 | 71 | 15 | 81 | 46 | 706 | 66 | 856 | 72 | 795 |
| Czech Republic | 1 | 8 | - | 5 | 20 | 135 | 38 | 159 | 69 | 607 |
| Switzerland | 35 | 797 | 32 | 605 | 47 | 844 | 58 | 1,031 | 48 | 924 |
| United Kingdom | 56 | 422 | 23 | 260 | 47 | 249 | 54 | 207 | 45 | 231 |
| Indonesia | 91 | 1,021 | 111 | 1,067 | 111 | 1,310 | 135 | 1,146 | 30 | 188 |
| Greece | 39 | 68 | 29 | 47 | 21 | 17 | 30 | 51 | 28 | 43 |
| Italy | 6 | 58 | 4 | 56 | 6 | 74 | 5 | 48 | 24 | 113 |
| Turkey | 13 | 161 | 29 | 197 | 38 | 238 | 34 | 232 | 23 | 190 |
| Sri Lanka | 18 | 267 | 129 | 1,153 | 35 | 584 | 36 | 558 | 22 | 305 |
| Estonia | | | | | | | | | 12 | 134 |
| Syrian Arab Republic | | - | | - | 2 | 2 | 1 | 4 | 9 | 11 |
| Belgium | 9 | 103 | 7 | 103 | 10 | 155 | 10 | 112 | 8 | 65 |
| Korea, Republic of | 5 | 24 | 6 | 37 | 11 | 62 | 7 | 38 | 8 | 42 |
| Thailand | 7 | 59 | 9 | 60 | 9 | 64 | 13 | 87 | 7 | 59 |
| France | 13 | 104 | 21 | 213 | 21 | 379 | 7 | 105 | 7 | 108 |
| Egypt | | - | | - | 7 | 13 | - | 1 | 6 | 18 |
| Croatia | 6 | 18 | 5 | 19 | 5 | 19 | 7 | 29 | 5 | 18 |
| Japan | 6 | 90 | 4 | 57 | 5 | 74 | 5 | 82 | 4 | 20 |
| Lebanon | 1 | 1 | - | 1 | 1 | 6 | 1 | 6 | 3 | 5 |
| Romania | 2 | 26 | 5 | 34 | 5 | 60 | 6 | 59 | 2 | 14 |
| Lithuania | 4 | 38 | 4 | 32 | 4 | 32 | 4 | 32 | 2 | 16 |
| Sweden | 1 | 22 | 1 | 17 | 3 | 55 | 2 | 32 | 1 | 23 |
| Ethiopia | 1 | 6 | - | 3 | 3 | 24 | - | 1 | 1 | 2 |
| Hungary | 1 | 8 | - | 2 | 6 | 12 | - | 1 | 1 | 4 |
| Senegal | - | 3 | - | 3 | 1 | 5 | - | 4 | 1 | 5 |
| Russian Federation | | | | | | | | | 1 | 5 |
| Mozambique | | - | | - | - | 2 | 1 | 11 | - | - |
| Morocco | | - | 1 | 1 | 2 | 3 | 1 | 3 | - | 1 |
| New Zealand | | - | | - | | - | 2 | 2 | - | - |
| Jordan | | - | | - | 3 | 7 | - | 5 | - | 1 |
| United Arab Emirates | | | | | | | | | - | 6 |
| South Africa | - | - | 1 | 3 | 1 | 5 | - | 4 | - | 1 |
| Poland | 1 | 5 | 3 | 25 | 11 | 155 | - | 3 | - | 4 |
| Madagascar | 7 | 23 | | - | | - | 25 | 52 | - | - |
| United States of America | 38 | 106 | 40 | 132 | 33 | 78 | 66 | 152 | - | - |
| Slovakia | | - | | - | 2 | 41 | 5 | 100 | - | - |
| Others | 2 | 40 | 43 | 70 | 23 | 79 | 3 | 20 | 4 | 28 |
| **Total** | **2,501** | **19,439** | **2,922** | **22,831** | **3,799** | **31,942** | **3,498** | **26,437** | **2,626** | **15,661** |

**Table 3.21**
**GERMANY: EXPORT OF WHOLE PEPPER BY COUNTRY OF DESTINATION**

| Country of destination | 2014 | | 2015 | | 2016 | | 2017 | | 2018 | |
|---|---|---|---|---|---|---|---|---|---|---|
| | MT | $'000 | MT | $'000 | MT | $'000 | MT | $'000 | MT | $'000 |
| Poland | 1,795 | 10,682 | 1,882 | 16,447 | 2,979 | 23,962 | 3,525 | 21,477 | 3,419 | 12,526 |
| Austria | 1,289 | 12,864 | 1,073 | 10,739 | 946 | 9,610 | 1,211 | 8,957 | 1,603 | 7,227 |
| France | 358 | 4,734 | 482 | 5,578 | 421 | 5,496 | 559 | 6,732 | 443 | 3,807 |
| Czech Republic | 137 | 1,398 | 232 | 2,612 | 300 | 3,130 | 405 | 2,672 | 427 | 2,211 |
| Italy | 289 | 3,467 | 357 | 4,464 | 300 | 3,663 | 367 | 3,723 | 396 | 3,450 |
| Spain | 145 | 1,874 | 316 | 3,417 | 316 | 3,478 | 402 | 3,034 | 308 | 1,468 |
| Switzerland | 303 | 3,176 | 269 | 3,211 | 312 | 3,469 | 312 | 2,796 | 299 | 2,247 |
| Netherlands | 163 | 2,072 | 325 | 3,025 | 344 | 3,930 | 500 | 3,382 | 286 | 1,722 |
| United Kingdom | 269 | 3,321 | 283 | 3,341 | 224 | 2,923 | 232 | 2,292 | 203 | 1,787 |
| Slovakia | 83 | 791 | 109 | 920 | 51 | 406 | 111 | 537 | 192 | 587 |
| Hungary | 86 | 736 | 90 | 786 | 89 | 917 | 49 | 442 | 159 | 800 |
| China | 304 | 2,103 | 134 | 513 | 27 | 193 | 111 | 573 | 149 | 787 |
| Denmark | 77 | 904 | 59 | 656 | 52 | 580 | 58 | 707 | 142 | 1,339 |
| Romania | 117 | 1,079 | 326 | 1,833 | 151 | 1,425 | 195 | 1,634 | 119 | 761 |
| Belgium | 195 | 2,132 | 157 | 1,647 | 107 | 1,516 | 212 | 1,714 | 93 | 692 |
| Sweden | 53 | 735 | 56 | 817 | 58 | 941 | 66 | 972 | 83 | 992 |
| Finland | 26 | 330 | 47 | 538 | 17 | 233 | 27 | 311 | 45 | 337 |
| Serbia | 29 | 281 | 23 | 241 | 30 | 272 | 12 | 62 | 36 | 146 |
| Ireland | 10 | 201 | 11 | 210 | 20 | 392 | 39 | 469 | 35 | 374 |
| Greece | 77 | 757 | 37 | 302 | 30 | 228 | 17 | 155 | 25 | 167 |
| Guatemala | 15 | 131 | 8 | 100 | 16 | 201 | 13 | 140 | 16 | 71 |
| Cayman Islands | | | | | | | | | 15 | 97 |
| Norway | 13 | 284 | 15 | 294 | 11 | 235 | 11 | 164 | 14 | 155 |
| Croatia | 68 | 759 | 39 | 414 | 45 | 490 | 45 | 371 | 12 | 116 |
| Bulgaria | 13 | 115 | 15 | 149 | 13 | 87 | 71 | 386 | 10 | 62 |
| Portugal | 15 | 162 | 10 | 90 | 9 | 112 | 11 | 146 | 9 | 93 |
| Latvia | 18 | 215 | 25 | 292 | 12 | 142 | 11 | 86 | 9 | 86 |
| Jordan | 3 | 17 | 3 | 15 | 2 | 9 | 6 | 32 | 9 | 52 |
| United States of America | 173 | 2,007 | 137 | 2,003 | 120 | 1,781 | 35 | 483 | 8 | 60 |
| Chile | 4 | 52 | 4 | 63 | 5 | 85 | 7 | 109 | 8 | 104 |
| Estonia | 13 | 130 | 10 | 120 | 13 | 137 | 9 | 98 | 5 | 46 |
| Luxembourg | 2 | 60 | 3 | 61 | 3 | 68 | 3 | 81 | 5 | 108 |
| Singapore | 5 | 47 | 5 | 52 | 5 | 45 | 5 | 48 | 4 | 50 |
| Slovenia | 5 | 61 | 5 | 42 | 16 | 183 | 4 | 52 | 3 | 30 |
| Hong Kong, China | 6 | 121 | 5 | 88 | 3 | 59 | 3 | 68 | 3 | 70 |
| Turkey | 3 | 42 | 5 | 49 | 3 | 47 | 3 | 37 | 3 | 23 |
| Venezuela, Bolivarian Republic of | 23 | 278 | | - | | - | 12 | 48 | - | - |
| Argentina | 15 | 158 | 25 | 335 | 10 | 148 | 10 | 122 | - | - |
| Mexico | - | 3 | | - | | - | 13 | 45 | - | - |
| Viet Nam | | - | | - | 14 | 118 | 14 | 67 | - | - |
| Macedonia, The Former Yugoslav Republic of | | - | 5 | 47 | 4 | 37 | 23 | 126 | | |
| Others | 36 | 464 | 132 | 1,356 | 333 | 3,230 | 30 | 468 | 74 | 842 |
| **Total** | **6,235** | **58,743** | **6,719** | **66,867** | **7,411** | **73,978** | **8,749** | **65,818** | **8,669** | **45,492** |

**Table 3.22**
**GERMANY: EXPORT OF GROUND PEPPER BY COUNTRY OF DESTINATION**

| Country of destination | 2014 | | 2015 | | 2016 | | 2017 | | 2018 | |
|---|---|---|---|---|---|---|---|---|---|---|
| | MT | $'000 | MT | $'000 | MT | $'000 | MT | $'000 | MT | $'000 |
| United States of Americ | 1,088 | 10,038 | 1,715 | 15,943 | 2,071 | 17,178 | 1,125 | 6,989 | 1,710 | 7,310 |
| France | 1,057 | 11,170 | 1,255 | 13,554 | 1,359 | 15,841 | 1,568 | 16,914 | 1,302 | 10,328 |
| Austria | 415 | 4,238 | 311 | 3,990 | 291 | 3,645 | 372 | 3,708 | 460 | 3,978 |
| Poland | 496 | 3,871 | 776 | 4,749 | 991 | 6,081 | 311 | 1,945 | 389 | 1,910 |
| Netherlands | 609 | 4,493 | 1,146 | 10,137 | 803 | 6,522 | 639 | 4,845 | 375 | 2,722 |
| Denmark | 114 | 1,209 | 148 | 1,839 | 185 | 2,388 | 234 | 2,380 | 291 | 2,315 |
| Romania | 277 | 2,124 | 274 | 2,282 | 201 | 1,639 | 369 | 2,575 | 275 | 1,407 |
| United Kingdom | 96 | 1,263 | 162 | 2,010 | 175 | 2,340 | 246 | 2,406 | 240 | 1,694 |
| Spain | 121 | 1,463 | 237 | 2,502 | 219 | 2,601 | 226 | 2,051 | 215 | 1,409 |
| Croatia | 15 | 143 | 102 | 1,024 | 131 | 1,244 | 191 | 1,383 | 156 | 713 |
| Switzerland | 108 | 1,236 | 125 | 1,504 | 135 | 1,743 | 161 | 1,951 | 149 | 1,517 |
| Belgium | 88 | 1,128 | 113 | 1,409 | 136 | 1,916 | 199 | 1,980 | 148 | 1,149 |
| Czech Republic | 48 | 469 | 40 | 429 | 51 | 600 | 66 | 531 | 94 | 550 |
| Norway | 70 | 804 | 68 | 808 | 61 | 800 | 83 | 968 | 82 | 792 |
| Sweden | 52 | 628 | 96 | 1,134 | 61 | 866 | 90 | 1,067 | 74 | 753 |
| Russian Federation | 12 | 143 | 21 | 285 | 15 | 182 | 19 | 179 | 54 | 363 |
| Italy | 61 | 689 | 49 | 726 | 69 | 1,043 | 42 | 672 | 53 | 673 |
| Hungary | 47 | 367 | 27 | 280 | 17 | 218 | 10 | 102 | 49 | 264 |
| South Africa | 21 | 231 | 28 | 368 | 27 | 382 | 37 | 415 | 41 | 310 |
| Portugal | 1 | 9 | 5 | 41 | 20 | 295 | 46 | 421 | 38 | 256 |
| Greece | 29 | 333 | 25 | 292 | 43 | 589 | 36 | 501 | 33 | 287 |
| Ireland | 17 | 227 | 18 | 261 | 22 | 335 | 37 | 420 | 33 | 287 |
| Finland | 24 | 300 | 36 | 436 | 26 | 320 | 30 | 325 | 30 | 237 |
| Singapore | 29 | 295 | 24 | 275 | 23 | 319 | 27 | 324 | 28 | 226 |
| Chile | 20 | 225 | 21 | 275 | 10 | 137 | 18 | 250 | 25 | 224 |
| Lithuania | 34 | 252 | 24 | 209 | 26 | 259 | 19 | 166 | 25 | 163 |
| China | 29 | 290 | 55 | 436 | 85 | 685 | 164 | 466 | 19 | 149 |
| Brazil | 86 | 403 | 96 | 1,057 | 52 | 572 | 82 | 696 | 17 | 126 |
| Luxembourg | 11 | 182 | 15 | 229 | 15 | 254 | 15 | 250 | 16 | 250 |
| Bulgaria | 3 | 19 | 12 | 103 | 11 | 119 | 9 | 75 | 14 | 73 |
| Japan | 3 | 41 | 14 | 166 | 6 | 87 | 8 | 112 | 11 | 127 |
| Slovenia | 65 | 582 | 45 | 473 | 41 | 453 | 12 | 157 | 10 | 131 |
| Estonia | 255 | 2,274 | 233 | 2,507 | 193 | 2,193 | 23 | 265 | 9 | 94 |
| Slovakia | 14 | 61 | 5 | 50 | 7 | 75 | 11 | 65 | 9 | 37 |
| Ukraine | 6 | 66 | 2 | 30 | 4 | 48 | 4 | 47 | 8 | 52 |
| Oman | 5 | 66 | 4 | 63 | 4 | 66 | 7 | 89 | 7 | 50 |
| Saudi Arabia | 9 | 115 | 4 | 56 | 5 | 63 | 11 | 109 | 6 | 49 |
| United Arab Emirates | 6 | 68 | 4 | 63 | 2 | 31 | 5 | 78 | 5 | 34 |
| Iceland | 5 | 66 | 5 | 87 | 6 | 96 | 3 | 42 | 4 | 34 |
| Malaysia | 2 | 40 | 15 | 263 | 10 | 182 | 4 | 55 | - | - |
| Others | 55 | 558 | 72 | 755 | 49 | 706 | 43 | 493 | 56 | 646 |
| **Total** | **5,503** | **52,179** | **7,427** | **73,100** | **7,658** | **75,113** | **6,602** | **58,467** | **6,560** | **43,689** |

**Table 3.23**

**HONG KONG: IMPORT OF WHOLE PEPPER BY COUNTRY OF ORIGIN**

| Country of origin | 2014 | | 2015 | | 2016 | | 2017 | | 2018 | |
|---|---|---|---|---|---|---|---|---|---|---|
| | MT | $'000 | MT | $'000 | MT | $'000 | MT | $'000 | MT | $'000 |
| Viet Nam | 154 | 1,310 | 101 | 793 | 126 | 1,115 | 184 | 975 | 413 | 1,653 |
| Malaysia | 91 | 968 | 47 | 665 | 34 | 402 | 68 | 589 | 70 | 395 |
| India | 2 | 10 | - | 4 | 2 | 16 | 23 | 100 | 32 | 70 |
| United States of Americ | 16 | 36 | 31 | 52 | 9 | 35 | 12 | 60 | 12 | 43 |
| Italy | - | 4 | 4 | 27 | - | 6 | 15 | 90 | 8 | 54 |
| Singapore | 12 | 113 | 27 | 329 | - | - | 6 | 47 | 6 | 35 |
| Indonesia | 176 | 2,010 | 158 | 1,950 | 180 | 1,985 | 102 | 742 | 4 | 75 |
| Brazil | - | - | - | - | - | 2 | - | - | 4 | 13 |
| China | 104 | 139 | 74 | 134 | 1 | 1 | - | - | 3 | 11 |
| Germany | 16 | 85 | 27 | 124 | - | 4 | 7 | 43 | 2 | 11 |
| Cambodia | - | 3 | - | - | 1 | 4 | - | - | - | - |
| Sri Lanka | - | - | 1 | 10 | - | - | 1 | 5 | - | - |
| Canada | - | - | - | - | 4 | 19 | | | | |
| Japan | - | - | - | - | - | 1 | - | - | - | - |
| Poland | - | - | - | - | - | - | | | | |
| South Africa | - | - | - | - | - | - | 3 | 15 | - | - |
| Austria | 2 | 15 | - | 4 | - | 4 | - | 5 | - | 7 |
| Spain | - | - | - | - | - | 3 | - | - | - | - |
| France | - | - | - | 3 | - | - | | | | |
| Taipei, Chinese | - | - | - | - | - | - | | | | |
| Netherlands | - | - | - | 2 | - | - | | | | |
| United Kingdom | - | - | - | - | - | 4 | - | 3 | - | - |
| Australia | 1 | 11 | - | - | - | - | | | | |
| Others | - | 1 | 1 | 61 | 2 | - | 7 | 49 | - | 3 |
| **Total** | **574** | **4,705** | **471** | **4,158** | **359** | **3,601** | **428** | **2,723** | **554** | **2,370** |

**Table 3.24**

**HONG KONG: IMPORT OF GROUND PEPPER BY COUNTRY OF ORIGIN**

| Country of origin | 2014 | | 2015 | | 2016 | | 2017 | | 2018 | |
|---|---|---|---|---|---|---|---|---|---|---|
| | MT | $'000 | MT | $'000 | MT | $'000 | MT | $'000 | MT | $'000 |
| Indonesia | 3 | 52 | 4 | 49 | 63 | 498 | 331 | 1,795 | 365 | 1,255 |
| China | 171 | 547 | 213 | 630 | 178 | 763 | 174 | 748 | 240 | 948 |
| Malaysia | 356 | 3,510 | 232 | 2,483 | 302 | 2,819 | 133 | 1,126 | 69 | 675 |
| United States of Americ | 68 | 654 | 85 | 817 | 83 | 763 | 45 | 576 | 31 | 488 |
| Germany | 11 | 76 | 5 | 30 | 2 | 14 | 3 | 20 | 8 | 48 |
| United Kingdom | 1 | 22 | 3 | 49 | 3 | 46 | 6 | 67 | 6 | 42 |
| Turkey | - | - | - | - | 3 | 3 | 4 | 4 | 5 | 1 |
| Japan | 16 | 134 | 9 | 80 | 4 | 50 | 10 | 75 | 4 | 51 |
| France | 1 | 68 | 2 | 65 | 2 | 61 | 2 | 68 | 3 | 90 |
| Taipei, Chinese | 3 | 8 | 4 | 12 | 12 | 43 | 19 | 55 | 3 | 11 |
| Spain | 2 | 29 | 2 | 27 | 1 | 19 | 2 | 25 | 3 | 31 |
| Austria | 2 | 12 | 4 | 20 | 2 | 14 | 5 | 32 | 3 | 22 |
| Thailand | 2 | 16 | 1 | 32 | 1 | 38 | - | 5 | 1 | 16 |
| Italy | 2 | 28 | 3 | 39 | 2 | 30 | 1 | 15 | 1 | 11 |
| Korea, Republic of | 64 | 165 | 24 | 66 | - | 1 | 1 | 3 | - | - |
| Congo | - | 4 | - | - | - | - | | | | |
| Belgium | - | 6 | - | - | - | - | | | | |
| Poland | - | - | - | - | - | 1 | | | | |
| Singapore | 17 | 68 | 2 | 36 | 15 | 146 | - | - | - | - |
| Canada | - | - | - | - | - | 1 | - | - | - | - |
| Viet Nam | 32 | 261 | 108 | 1,098 | 107 | 902 | 1 | 12 | - | 7 |
| Netherlands | 1 | 15 | 2 | 17 | - | - | - | 3 | - | 3 |
| Others | - | - | - | 61 | 2 | - | 2 | 27 | - | - |
| **Total** | **752** | **5,675** | **703** | **5,611** | **782** | **6,212** | **739** | **4,656** | **742** | **3,699** |

**Table 3.25**
**ITALY: IMPORT OF WHOLE PEPPER BY COUNTRY OF ORIGIN**

| Country of origin | 2014 | | 2015 | | 2016 | | 2017 | | 2018 | |
|---|---|---|---|---|---|---|---|---|---|---|
| | MT | $'000 | MT | $'000 | MT | $'000 | MT | $'000 | MT | $'000 |
| Viet Nam | 1,528 | 13,036 | 1,099 | 11,909 | 1,102 | 9,908 | 858 | 5,304 | 1,015 | 3,850 |
| France | 32 | 441 | 56 | 434 | 498 | 4,627 | 887 | 6,376 | 720 | 4,364 |
| Brazil | 215 | 2,012 | 469 | 4,463 | 565 | 4,779 | 808 | 4,390 | 693 | 2,344 |
| Germany | 285 | 2,627 | 289 | 2,787 | 272 | 2,559 | 425 | 3,081 | 352 | 2,995 |
| Indonesia | 298 | 2,727 | 564 | 6,321 | 624 | 6,701 | 424 | 3,352 | 327 | 1,584 |
| Netherlands | 503 | 4,877 | 420 | 5,108 | 163 | 1,349 | 160 | 1,113 | 220 | 694 |
| India | 221 | 2,110 | 467 | 4,651 | 181 | 1,434 | 206 | 1,475 | 157 | 950 |
| Ecuador | - | - | 32 | 319 | 33 | 286 | - | - | 117 | 494 |
| Madagascar | 14 | 54 | 46 | 443 | 48 | 385 | 33 | 136 | 39 | 151 |
| Spain | 2 | 8 | 122 | 139 | 199 | 357 | 124 | 207 | 18 | 80 |
| Austria | 8 | 226 | 20 | 363 | 12 | 311 | 14 | 294 | 9 | 216 |
| Belgium | 2 | 33 | 2 | 32 | 1 | 24 | 12 | 47 | 7 | 107 |
| Slovakia | - | 16 | - | 17 | 1 | 30 | 1 | 45 | 6 | 71 |
| Malaysia | 3 | 53 | - | 5 | 1 | 19 | 12 | 132 | 6 | 85 |
| United Kingdom | 5 | 79 | 6 | 89 | 2 | 49 | 5 | 60 | 5 | 61 |
| China | - | 2 | 2 | 14 | 1 | 13 | 17 | 109 | 3 | 22 |
| Sri Lanka | 58 | 439 | 106 | 1,065 | 1 | 25 | 1 | 22 | 3 | 42 |
| Poland | - | - | - | 5 | 2 | 9 | 1 | 15 | 1 | 10 |
| Portugal | - | - | - | - | - | - | | | | |
| Japan | - | 2 | - | - | - | 3 | - | 2 | - | 6 |
| Sao Tome and Principe | - | - | - | 15 | - | - | | | | |
| Malta | - | 1 | - | - | - | - | | | | |
| Greece | - | - | - | - | - | - | | | | |
| Ireland | - | - | - | - | - | 1 | - | 2 | - | - |
| Mexico | - | - | - | - | - | - | | | | |
| Romania | - | 1 | 1 | 2 | 2 | 5 | - | 8 | - | 2 |
| Slovenia | - | - | - | 1 | - | - | - | - | - | - |
| Czech Republic | - | - | - | - | - | 1 | - | 1 | - | - |
| South Africa | - | - | - | - | - | 7 | - | - | - | - |
| Latvia | - | - | - | - | 1 | 1 | 1 | 1 | - | - |
| Denmark | - | 9 | - | 1 | - | 2 | - | 5 | - | 3 |
| Ethiopia | - | - | - | - | - | - | | | | |
| Peru | - | - | - | 2 | - | - | | | | |
| Finland | - | - | - | - | - | - | | | | |
| Bulgaria | - | - | - | - | - | - | | | | |
| Others | 1 | 1 | 3 | 2 | 2 | - | 2 | 9 | 75 | 264 |
| **Total** | **3,175** | **28,754** | **3,704** | **38,187** | **3,711** | **32,885** | **3,991** | **26,186** | **3,773** | **18,395** |

**Table 3.26**

**ITALY: IMPORT OF GROUND PEPPER BY COUNTRY OF ORIGIN**

| Country of origin | 2014 | | 2015 | | 2016 | | 2017 | | 2018 | |
|---|---|---|---|---|---|---|---|---|---|---|
| | MT | $'000 | MT | $'000 | MT | $'000 | MT | $'000 | MT | $'000 |
| France | 14 | 173 | 24 | 253 | 213 | 2,157 | 307 | 2,968 | 406 | 2,410 |
| Germany | 141 | 1,655 | 136 | 1,838 | 154 | 2,169 | 92 | 1,381 | 99 | 743 |
| Austria | 52 | 856 | 56 | 927 | 56 | 879 | 57 | 820 | 56 | 716 |
| Poland | 33 | 310 | 45 | 453 | 35 | 674 | 57 | 481 | 35 | 318 |
| Spain | 21 | 104 | 83 | 308 | 107 | 474 | 146 | 449 | 33 | 232 |
| India | 58 | 324 | 59 | 465 | 123 | 1,039 | 45 | 317 | 17 | 60 |
| Netherlands | 321 | 2,494 | 190 | 1,683 | 87 | 644 | 66 | 507 | 15 | 110 |
| United Kingdom | 12 | 139 | 11 | 139 | 9 | 111 | 10 | 105 | 12 | 119 |
| Indonesia | - | - | - | - | - | 1 | - | - | 8 | 31 |
| China | 1 | 8 | 1 | 3 | - | 4 | 2 | 15 | 8 | 31 |
| Romania | - | 6 | - | 6 | - | 7 | - | 5 | 5 | 33 |
| Denmark | 1 | 6 | 1 | 5 | 1 | 7 | 1 | 13 | 3 | 30 |
| Viet Nam | 45 | 274 | 8 | 75 | 32 | 46 | 3 | 16 | 3 | 9 |
| Sri Lanka | 3 | 14 | - | 11 | 1 | 17 | - | 7 | 2 | 22 |
| Ireland | - | - | 1 | 8 | 3 | 43 | 3 | 33 | 1 | 17 |
| United States of Americ | - | 7 | 1 | 20 | - | 5 | 1 | 17 | 1 | 20 |
| Slovakia | - | 2 | - | 2 | - | 3 | - | 4 | - | 3 |
| Japan | - | - | - | 2 | - | - | | | | |
| Croatia | - | - | - | - | - | - | - | - | - | - |
| Côte d'Ivoire | - | - | - | - | - | - | | | | |
| Singapore | 12 | 19 | - | - | - | - | | | | |
| Belgium | 5 | 43 | - | 10 | - | - | - | - | - | - |
| Slovenia | - | - | - | - | - | - | - | - | - | - |
| Sweden | - | - | - | - | - | 1 | - | - | - | - |
| Chile | - | - | 1 | 21 | - | - | | | | |
| Thailand | - | - | - | - | - | 3 | - | - | - | - |
| Mexico | - | - | - | - | - | - | | | | |
| Hungary | - | - | - | - | - | - | | | | |
| Madagascar | 13 | 136 | - | 5 | - | 1 | 10 | 33 | - | - |
| Luxembourg | - | - | - | - | - | - | | | | |
| Others | - | - | - | - | 1 | 3 | 1 | 10 | - | 4 |
| **Total** | **732** | **6,570** | **617** | **6,234** | **822** | **8,288** | **801** | **7,181** | **704** | **4,908** |

**Table 3.27**

**JAPAN: IMPORT OF WHOLE PEPPER BY COUNTRY OF ORIGIN**

| Country of origin | 2014 | | 2015 | | 2016 | | 2017 | | 2018 | |
|---|---|---|---|---|---|---|---|---|---|---|
| | MT | $'000 | MT | $'000 | MT | $'000 | MT | $'000 | MT | $'000 |
| Malaysia | 3,166 | 31,797 | 2,808 | 32,190 | 2,758 | 28,615 | 2,354 | 16,469 | 2,709 | 12,116 |
| Indonesia | 994 | 12,224 | 1,320 | 18,281 | 1,406 | 18,313 | 1,280 | 11,090 | 1,533 | 8,389 |
| Viet Nam | 403 | 4,178 | 356 | 4,001 | 347 | 3,627 | 310 | 2,617 | 599 | 3,026 |
| India | 555 | 7,059 | 713 | 8,784 | 568 | 7,434 | 634 | 7,593 | 469 | 4,210 |
| South Africa | 17 | 367 | 22 | 487 | 15 | 334 | 41 | 844 | 49 | 1,012 |
| Brazil | 30 | 268 | 15 | 144 | 15 | 143 | 30 | 266 | 41 | 227 |
| Sri Lanka | 7 | 92 | 5 | 86 | 8 | 126 | 17 | 257 | 19 | 294 |
| China | 15 | 294 | 7 | 166 | 5 | 114 | | - | 4 | 66 |
| Cambodia | 1 | 12 | 2 | 52 | 2 | 50 | 2 | 47 | 2 | 103 |
| Italy | 1 | 37 | - | 16 | 1 | 45 | 1 | 23 | 2 | 74 |
| Peru | | - | | - | | - | - | 2 | 1 | 10 |
| Cameroon | | - | | - | - | 15 | - | 3 | - | - |
| Thailand | | - | | - | - | 5 | | - | - | - |
| Germany | - | 2 | - | 7 | | - | | - | | |
| United States of America | | - | | - | | - | - | 4 | - | - |
| Spain | - | 6 | - | 14 | - | 10 | - | 5 | - | 3 |
| Costa Rica | | - | | - | 1 | 8 | - | 3 | - | - |
| Taipei, Chinese | 1 | 4 | | - | 2 | 27 | 1 | 18 | - | - |
| Nepal | | - | | - | - | 3 | | - | - | - |
| Turkey | 2 | 89 | 1 | 45 | 1 | 59 | | - | - | - |
| United Kingdom | - | 2 | | - | | - | | - | | |
| Belgium | | - | | - | | - | | - | | |
| France | 1 | 21 | - | 5 | 1 | 17 | | - | - | - |
| Austria | | - | | - | - | 2 | | - | - | 5 |
| Madagascar | - | 2 | - | 7 | | - | | - | | |
| Others | 1 | 2 | 2 | - | 1 | 1 | - | 1 | - | 6 |
| **Total** | **5,194** | **56,456** | **5,251** | **64,285** | **5,131** | **58,948** | **4,670** | **39,242** | **5,428** | **29,541** |

**Table 3.28**

**JAPAN: IMPORT OF GROUND PEPPER BY COUNTRY OF ORIGIN**

| Country of origin | 2014 | | 2015 | | 2016 | | 2017 | | 2018 | |
|---|---|---|---|---|---|---|---|---|---|---|
| | MT | $'000 | MT | $'000 | MT | $'000 | MT | $'000 | MT | $'000 |
| Viet Nam | 865 | 8,694 | 1,256 | 14,166 | 1,288 | 14,475 | 1,198 | 9,879 | 1,681 | 8,527 |
| Indonesia | 1,715 | 21,058 | 1,596 | 24,262 | 1,521 | 22,478 | 1,376 | 14,742 | 1,549 | 10,625 |
| Malaysia | 949 | 10,917 | 840 | 11,548 | 730 | 9,213 | 895 | 9,139 | 764 | 5,835 |
| India | 81 | 806 | 78 | 1,005 | 39 | 551 | 26 | 316 | 33 | 372 |
| China | - | 13 | 13 | 116 | 13 | 103 | 16 | 63 | 15 | 95 |
| Germany | 2 | 30 | 8 | 115 | 12 | 164 | 8 | 119 | 5 | 76 |
| United States of Americ | 13 | 190 | 10 | 147 | 1 | 15 | - | 9 | 5 | 32 |
| Thailand | 3 | 14 | 7 | 32 | 4 | 23 | 2 | 17 | 3 | 79 |
| Pakistan | - | 2 | - | 2 | 1 | 9 | 1 | 14 | 1 | 6 |
| Sri Lanka | 2 | 23 | 8 | 111 | 1 | 20 | 3 | 47 | 1 | 17 |
| Korea, Republic of | 9 | 121 | | - | | - | | - | | |
| Italy | - | 30 | - | 22 | - | 25 | - | 15 | - | 10 |
| Madagascar | | - | | - | - | 3 | | - | - | - |
| Singapore | | - | - | 4 | - | 4 | | - | - | 5 |
| France | | - | - | 4 | | - | | - | - | 2 |
| Chile | | - | | - | | - | | - | | |
| Nepal | | - | | - | - | 6 | | - | - | - |
| Others | 1 | 2 | 1 | - | - | 2 | - | - | 4 | 8 |
| **Total** | **3,640** | **41,900** | **3,817** | **51,534** | **3,610** | **47,091** | **3,525** | **34,360** | **4,061** | **25,689** |

**Table 3.29**

**KOREA, REP. OF: IMPORT OF WHOLE PEPPER BY COUNTRY OF ORIGIN**

| Country of origin | 2014 | | 2015 | | 2016 | | 2017 | | 2018 | |
|---|---|---|---|---|---|---|---|---|---|---|
| | MT | $'000 | MT | $'000 | MT | $'000 | MT | $'000 | MT | $'000 |
| Viet Nam | 3,388 | 27,545 | 3,801 | 36,488 | 3,897 | 32,220 | 4,464 | 27,265 | 4,336 | 15,901 |
| Malaysia | 1,002 | 9,744 | 1,013 | 10,075 | 854 | 7,613 | 774 | 4,870 | 627 | 2,747 |
| India | 49 | 671 | 41 | 667 | 69 | 1,101 | 68 | 1,105 | 78 | 1,177 |
| Indonesia | 47 | 713 | 81 | 1,112 | 183 | 1,712 | 333 | 2,362 | 35 | 216 |
| Thailand | 1 | 12 | 1 | 15 | 2 | 36 | 1 | 23 | 2 | 51 |
| Cambodia | | - | 3 | 28 | 10 | 130 | 12 | 168 | 2 | 107 |
| Brazil | - | 13 | 1 | 26 | - | 1 | | - | 2 | 48 |
| South Africa | | - | | - | | - | - | 14 | 1 | 24 |
| United States of Ameri | 1 | 19 | 28 | 443 | 2 | 73 | 1 | 56 | 1 | 61 |
| Belgium | 2 | 59 | - | 2 | - | 10 | | - | - | - |
| Sri Lanka | 2 | 16 | 1 | 7 | | - | 2 | 24 | - | 2 |
| Pakistan | | - | | - | - | 2 | - | 1 | - | - |
| France | | - | - | 2 | - | 2 | - | 2 | - | 1 |
| Spain | 1 | 20 | - | 25 | 1 | 22 | 1 | 23 | - | 21 |
| Germany | - | 25 | 1 | 36 | 1 | 34 | - | 12 | - | 16 |
| Taipei, Chinese | | - | | - | | - | - | 1 | - | - |
| Italy | - | 15 | - | 11 | - | 16 | - | 11 | - | 16 |
| Jamaica | | - | 1 | 5 | | - | 1 | 15 | - | - |
| Austria | | - | - | 2 | | - | | - | | |
| Japan | | - | | - | | - | - | 1 | - | - |
| Others | - | - | - | 1 | - | - | 1 | - | 1 | - |
| **Total** | **4,493** | **38,852** | **4,972** | **48,945** | **5,019** | **42,972** | **5,658** | **35,953** | **5,085** | **20,388** |

**Table 3.30**

**KOREA, REP.OF: IMPORT OF GROUND PEPPER BY COUNTRY OF ORIGIN**

| Country of origin | 2014 | | 2015 | | 2016 | | 2017 | | 2018 | |
|---|---|---|---|---|---|---|---|---|---|---|
| | MT | $'000 | MT | $'000 | MT | $'000 | MT | $'000 | MT | $'000 |
| Viet Nam | 172 | 1,390 | 338 | 3,332 | 346 | 3,095 | 410 | 2,303 | 465 | 2,022 |
| Malaysia | 27 | 334 | 12 | 181 | 16 | 227 | 9 | 127 | 31 | 243 |
| United States of America | 39 | 713 | 44 | 841 | 29 | 683 | 13 | 353 | 11 | 227 |
| Sri Lanka | - | 2 | 2 | 19 | 4 | 33 | 3 | 34 | 4 | 39 |
| Thailand | 1 | 3 | 2 | 11 | 1 | 10 | 1 | 6 | 4 | 10 |
| Japan | - | 1 | 1 | 19 | 1 | 30 | 2 | 43 | 4 | 106 |
| India | 44 | 426 | 23 | 277 | 52 | 675 | 48 | 620 | 1 | 12 |
| Pakistan | 1 | 4 | 1 | 1 | 1 | 2 | 1 | 2 | 1 | 2 |
| Brazil | | - | | - | 1 | 14 | 1 | 23 | 1 | 19 |
| Spain | | - | - | 25 | | - | - | 25 | - | 8 |
| Indonesia | - | 2 | - | 8 | 1 | 18 | 2 | 21 | - | 4 |
| China | 7 | 44 | - | 8 | - | 8 | - | 4 | - | 1 |
| Singapore | | - | | - | - | 1 | 3 | 23 | - | - |
| Cambodia | | | | | | | | | - | 1 |
| France | | - | - | 2 | - | 2 | - | 1 | - | 4 |
| Belgium | 2 | 31 | | - | | - | - | 2 | - | 6 |
| Australia | | | | | | | | | - | - |
| New Zealand | | | | | | | | | - | - |
| Others | - | 1 | 2 | 7 | - | - | 1 | 1 | | |
| **Total** | **293** | **2,951** | **425** | **4,731** | **452** | **4,798** | **494** | **3,588** | **522** | **2,704** |

**Table 3. 31**

**MEXICO: IMPORT OF WHOLE PEPPER BY COUNTRY OF ORIGIN**

| Country of origin | 2014 | | 2015 | | 2016 | | 2017 | | 2018 | |
|---|---|---|---|---|---|---|---|---|---|---|
| | MT | $'000 | MT | $'000 | MT | $'000 | MT | $'000 | MT | $'000 |
| Brazil | 2,166 | 17,498 | 1,665 | 14,620 | 1,941 | 14,823 | 3,948 | 16,515 | 4,152 | 11,081 |
| Costa Rica | 35 | 302 | 35 | 392 | 50 | 557 | 80 | 540 | 45 | 215 |
| Peru | 2 | 22 | - | - | - | - | - | - | 24 | 69 |
| India | 15 | 307 | 12 | 304 | 14 | 329 | 19 | 458 | 13 | 333 |
| China | - | - | - | 1 | - | 1 | - | - | 12 | 47 |
| Viet Nam | 518 | 3,489 | 221 | 2,185 | 475 | 2,913 | 211 | 1,144 | 12 | 156 |
| Spain | 5 | 192 | 4 | 135 | 30 | 228 | 6 | 263 | 11 | 350 |
| United States of Americ | 11 | 182 | 10 | 233 | 11 | 246 | 11 | 215 | 7 | 115 |
| Indonesia | 2 | 21 | 6 | 101 | 1 | 14 | - | 11 | 1 | 5 |
| Cameroon | - | - | - | - | - | - | | | | |
| Turkey | - | - | - | - | - | - | | | | |
| France | - | - | - | 2 | - | - | - | - | - | 3 |
| Jamaica | - | - | - | 1 | - | - | | | | |
| South Africa | - | - | - | - | - | 1 | - | - | - | - |
| Madagascar | - | - | - | - | - | - | | | | |
| Sri Lanka | - | - | 76 | 585 | - | 3 | - | 1 | - | - |
| Malaysia | - | - | - | 9 | - | 1 | - | - | - | - |
| Germany | - | - | - | 1 | 1 | 9 | - | - | - | - |
| Netherlands | - | - | - | - | - | - | | | | |
| Australia | - | - | - | - | - | - | | | | |
| Italy | 2 | 48 | 1 | 42 | - | 17 | - | - | - | 1 |
| Others | - | - | 2 | - | - | - | 76 | 184 | 22 | 55 |
| **Total** | **2,756** | **22,061** | **2,032** | **18,611** | **2,523** | **19,142** | **4,351** | **19,331** | **4,299** | **12,430** |

**Table 3.32**

**MEXICO: IMPORT OF GROUND PEPPER BY COUNTRY OF ORIGIN**

| Country of origin | 2014 | | 2015 | | 2016 | | 2017 | | 2018 | |
|---|---|---|---|---|---|---|---|---|---|---|
| | MT | $'000 | MT | $'000 | MT | $'000 | MT | $'000 | MT | $'000 |
| United States of Americ | 258 | 3,267 | 312 | 4,790 | 292 | 4,555 | 317 | 4,761 | 307 | 3,862 |
| Viet Nam | 142 | 1,381 | 177 | 1,810 | 133 | 1,258 | 181 | 1,466 | 283 | 1,965 |
| Spain | 24 | 204 | 40 | 320 | 55 | 420 | 51 | 395 | 37 | 276 |
| India | 32 | 406 | 67 | 806 | 105 | 1,262 | 52 | 845 | 22 | 336 |
| Guatemala | 6 | 124 | 11 | 172 | 15 | 209 | 25 | 384 | 17 | 263 |
| China | 2 | 17 | 2 | 17 | 1 | 13 | 18 | 83 | 14 | 60 |
| Brazil | 9 | 24 | 12 | 57 | 13 | 50 | 1 | 12 | 10 | 42 |
| Indonesia | 12 | 165 | 2 | 44 | 3 | 64 | 23 | 214 | 6 | 81 |
| Netherlands | - | 6 | 1 | 8 | 1 | 15 | - | 5 | 1 | 9 |
| Peru | - | - | - | - | 11 | 35 | - | - | - | - |
| Malaysia | 1 | 8 | 1 | 22 | 1 | 14 | 1 | 6 | - | - |
| Sri Lanka | - | - | 13 | 133 | 1 | 7 | 1 | 15 | - | 2 |
| Singapore | - | - | - | - | 1 | 1 | - | - | - | - |
| France | - | - | - | - | - | - | | | | |
| Germany | - | - | - | - | 1 | 8 | 1 | 7 | - | - |
| El Salvador | - | - | - | 9 | - | - | | | | |
| Korea, Republic of | - | 1 | - | - | - | - | | | | |
| Argentina | 1 | 15 | - | - | - | - | | | | |
| Italy | - | - | - | 2 | - | 4 | - | 2 | - | - |
| Japan | 2 | 31 | 1 | 13 | 1 | 12 | - | 3 | - | 4 |
| Others | - | - | 1 | - | - | 1 | - | - | 7 | 53 |
| **Total** | **489** | **5,649** | **640** | **8,203** | **634** | **7,928** | **671** | **8,198** | **704** | **6,953** |

**Table 3.33**
**MEXICO: EXPORT OF WHOLE PEPPER BY COUNTRY OF DESTINATION**

| Country of destination | 2014 | | 2015 | | 2016 | | 2017 | | 2018 | |
|---|---|---|---|---|---|---|---|---|---|---|
| | MT | $'000 | MT | $'000 | MT | $'000 | MT | $'000 | MT | $'000 |
| Germany | 377 | 1,353 | 901 | 3,223 | 554 | 1,538 | 246 | 663 | 698 | 1,767 |
| Russian Federation | 323 | 1,134 | 465 | 1,716 | 760 | 2,221 | 536 | 1,465 | 679 | 1,778 |
| Israel | 580 | 2,143 | 356 | 1,222 | 821 | 2,150 | 366 | 921 | 630 | 1,475 |
| Poland | 362 | 1,337 | 416 | 1,557 | 568 | 1,646 | 674 | 1,808 | 559 | 1,488 |
| Turkey | 400 | 1,352 | 663 | 1,850 | 509 | 1,239 | 579 | 1,622 | 534 | 1,334 |
| Egypt | 461 | 1,804 | 340 | 1,162 | 451 | 1,191 | 230 | 629 | 467 | 1,144 |
| Netherlands | 1,249 | 4,286 | 1,178 | 4,016 | 600 | 1,657 | 219 | 601 | 458 | 1,144 |
| United States of Americ | 493 | 1,692 | 261 | 916 | 508 | 1,551 | 389 | 1,077 | 335 | 862 |
| Latvia | 300 | 1,028 | 360 | 1,215 | 117 | 339 | 200 | 541 | 300 | 815 |
| France | 32 | 106 | 130 | 457 | 193 | 679 | 169 | 525 | 285 | 806 |
| Iraq | 36 | 133 | 100 | 325 | 163 | 437 | 252 | 668 | 279 | 665 |
| Ukraine | 61 | 201 | 45 | 172 | 117 | 326 | 170 | 472 | 273 | 753 |
| Peru | 209 | 778 | 109 | 393 | 187 | 546 | 225 | 640 | 250 | 648 |
| Lebanon | 280 | 929 | 422 | 1,387 | 250 | 602 | 110 | 311 | 226 | 575 |
| United Arab Emirates | 208 | 752 | 409 | 1,346 | 285 | 740 | 303 | 813 | 224 | 534 |
| Dominican Republic | 186 | 687 | 289 | 1,044 | 263 | 711 | 141 | 388 | 222 | 585 |
| Jordan | 178 | 624 | 203 | 689 | 249 | 652 | 122 | 301 | 203 | 479 |
| Ecuador | 69 | 255 | 160 | 581 | 95 | 262 | 114 | 328 | 178 | 459 |
| Colombia | 47 | 192 | 119 | 468 | 102 | 338 | 122 | 348 | 169 | 503 |
| Viet Nam | 184 | 634 | 121 | 432 | 194 | 553 | 125 | 353 | 147 | 425 |
| Japan | 156 | 594 | 53 | 194 | 88 | 290 | 124 | 365 | 128 | 348 |
| Spain | 126 | 474 | 81 | 307 | 225 | 687 | 141 | 378 | 108 | 295 |
| Saudi Arabia | 25 | 76 | 161 | 541 | 37 | 119 | 48 | 136 | 97 | 267 |
| Lithuania | 45 | 177 | 58 | 217 | 56 | 175 | 36 | 112 | 93 | 282 |
| Canada | 57 | 197 | 57 | 188 | 84 | 258 | 174 | 482 | 90 | 283 |
| Syrian Arab Republic | 100 | 262 | 75 | 264 | 85 | 230 | 100 | 289 | 75 | 200 |
| United Kingdom | 133 | 482 | 98 | 345 | 33 | 108 | 91 | 250 | 71 | 196 |
| Greece | 50 | 188 | 63 | 266 | 110 | 311 | 28 | 84 | 65 | 167 |
| Bolivia, Plurinational State of | | - | | - | 24 | 74 | 12 | 30 | 52 | 150 |
| Morocco | | - | 11 | 42 | 12 | 36 | 11 | 30 | 50 | 156 |
| Algeria | 50 | 167 | 86 | 300 | 172 | 486 | 25 | 66 | 50 | 123 |
| Italy | 108 | 385 | 35 | 116 | 43 | 128 | 22 | 58 | 48 | 107 |
| South Africa | 40 | 160 | 25 | 81 | 60 | 177 | 50 | 82 | 37 | 100 |
| Pakistan | | - | 11 | 44 | | - | 12 | 31 | 36 | 108 |
| Kuwait | 73 | 272 | 93 | 353 | 23 | 70 | 25 | 73 | 34 | 96 |
| India | 31 | 135 | 85 | 289 | 51 | 177 | 49 | 146 | 30 | 82 |
| Australia | - | 1 | 25 | 89 | 25 | 81 | | - | 22 | 64 |
| Romania | 7 | 21 | 23 | 63 | 18 | 48 | | - | 19 | 54 |
| Bulgaria | | - | 26 | 91 | 12 | 36 | 22 | 58 | 12 | 31 |
| Suriname | 10 | 31 | | - | 10 | 23 | 10 | 30 | | - |
| Others | 124 | 490 | 88 | 323 | 357 | 1,054 | 159 | 435 | 125 | 343 |
| **Total** | **7,170** | **25,532** | **8,201** | **28,284** | **8,511** | **23,946** | **6,431** | **17,609** | **8,358** | **21,691** |

**Table 3.34**

**MEXICO: EXPORT OF GROUND PEPPER BY COUNTRY OF DESTINATION**

| Country of destination | 2014 | | 2015 | | 2016 | | 2017 | | 2018 | |
|---|---|---|---|---|---|---|---|---|---|---|
| | MT | $'000 | MT | $'000 | MT | $'000 | MT | $'000 | MT | $'000 |
| United States of Americ | 2 | 3 | 1 | 21 | 12 | 40 | 27 | 106 | 34 | 86 |
| Belize | 2 | 6 | 1 | 4 | 1 | 2 | 6 | 15 | 8 | 25 |
| Israel | | - | | - | | - | | - | 6 | 6 |
| Romania | | - | | - | | - | | - | 2 | 2 |
| Lithuania | | - | | - | | - | | - | 2 | 7 |
| El Salvador | | - | | - | | - | 2 | 36 | 2 | 31 |
| Costa Rica | | - | | - | | - | | - | 1 | 32 |
| Poland | | - | | - | | - | 6 | 4 | | - |
| Dominican Republic | | - | | - | | - | - | 4 | - | 7 |
| Latvia | | - | | - | 6 | 6 | | - | | - |
| Panama | | - | | - | 1 | 1 | | - | | - |
| Ecuador | | - | | - | 25 | 75 | | - | | - |
| Uruguay | 1 | 14 | 1 | 14 | - | 1 | | - | - | 1 |
| Brazil | | - | 1 | 4 | - | - | - | 4 | - | - |
| Italy | | - | | - | | - | 6 | 5 | | - |
| Japan | | - | - | 1 | - | - | - | - | | - |
| Canada | - | 1 | 11 | 13 | | - | | - | - | - |
| Other | - | 3 | - | - | - | - | 1 | 5 | - | - |
| **Total** | **5** | **27** | **15** | **57** | **45** | **125** | **48** | **179** | **55** | **197** |

**Table 3.35**
**NETHERLANDS: IMPORT OF WHOLE PEPPER BY COUNTRY OF ORIGIN**

| Country of origin | 2014 | | 2015 | | 2016 | | 2017 | | 2018 | |
|---|---|---|---|---|---|---|---|---|---|---|
| | MT | $'000 | MT | $'000 | MT | $'000 | MT | $'000 | MT | $'000 |
| Brazil | 404 | 3,377 | 534 | 4,790 | 1,317 | 10,965 | 2,051 | 12,366 | 3,455 | 10,924 |
| Viet Nam | 6,976 | 54,479 | 4,571 | 45,915 | 3,622 | 33,154 | 2,745 | 16,884 | 2,216 | 9,412 |
| Indonesia | 1,979 | 18,988 | 1,336 | 16,395 | 1,937 | 21,883 | 1,624 | 13,983 | 1,646 | 8,301 |
| India | 1,049 | 7,096 | 1,331 | 11,503 | 838 | 6,492 | 732 | 5,087 | 583 | 3,118 |
| Ecuador | | - | 59 | 508 | | - | 698 | 3,304 | 424 | 1,145 |
| Germany | 270 | 1,079 | 143 | 1,234 | 128 | 1,200 | 148 | 1,058 | 296 | 1,766 |
| Italy | 2 | 17 | - | - | 8 | 72 | 54 | 1,377 | 169 | 4,443 |
| Sri Lanka | 131 | 908 | 95 | 1,050 | 52 | 579 | 39 | 420 | 140 | 1,310 |
| South Africa | 39 | 472 | 26 | 252 | 33 | 338 | 29 | 347 | 77 | 623 |
| Malaysia | 286 | 1,810 | 108 | 1,114 | 34 | 346 | 66 | 402 | 56 | 249 |
| Uganda | | | | | | | | | 32 | 231 |
| Belgium | 14 | 105 | 16 | 114 | 23 | 238 | 24 | 163 | 29 | 216 |
| Portugal | | - | | - | | - | 1 | 7 | 26 | 57 |
| France | 18 | 205 | - | 2 | 1 | 11 | 19 | 230 | 26 | 286 |
| Tanzania, United Republic of | | - | | - | | - | 15 | 153 | 25 | 124 |
| China | 59 | 582 | 132 | 1,800 | 132 | 1,733 | 40 | 407 | 16 | 94 |
| Peru | | - | | - | | - | 5 | 11 | 16 | 36 |
| Cambodia | 25 | 223 | - | 3 | - | 2 | 1 | 4 | 15 | 53 |
| Spain | 7 | 37 | 24 | 224 | 101 | 985 | 5 | 56 | 9 | 58 |
| Greece | | - | | - | 6 | 55 | 1 | 9 | 8 | 54 |
| Thailand | 10 | 86 | 8 | 67 | 9 | 78 | 8 | 69 | 8 | 66 |
| United Kingdom | 5 | 22 | 3 | 58 | 8 | 148 | 11 | 164 | 7 | 30 |
| Madagascar | - | 2 | 16 | 138 | 47 | 213 | 1 | 25 | 2 | 17 |
| Japan | 1 | 6 | 1 | 10 | 1 | 9 | 2 | 15 | 2 | 17 |
| Czech Republic | | - | - | - | - | 2 | 1 | 7 | 1 | 3 |
| Togo | | | | | | | | | 1 | 7 |
| Ireland | | - | - | - | 8 | 47 | 1 | 4 | - | - |
| Switzerland | | - | | - | | - | 5 | 51 | - | - |
| Bulgaria | | - | | - | 2 | 17 | - | 3 | - | 1 |
| Denmark | - | 1 | - | - | 2 | 9 | 3 | 15 | - | 6 |
| Turkey | 1 | 12 | 9 | 97 | | - | 1 | 16 | - | 2 |
| Hong Kong, China | | - | 1 | 18 | 15 | 125 | - | 1 | | |
| Hungary | | - | | - | - | - | 1 | 3 | - | 2 |
| Austria | 1 | 40 | - | 4 | - | 5 | 1 | 9 | - | 5 |
| Poland | | - | | - | 1 | 16 | 3 | 20 | - | 2 |
| Estonia | | | | | | | | | - | - |
| Romania | | - | - | 4 | 6 | 45 | - | 2 | - | 1 |
| Luxembourg | | | | | | | | | - | 1 |
| Ethiopia | 14 | 94 | | - | - | 1 | - | 4 | - | 3 |
| Slovakia | | | | | | | | | - | 1 |
| Finland | | | | | | | | | - | 1 |
| Special categories | | - | | - | 598 | 4,595 | - | 1 | - | 9 |
| Mexico | | | | | | | | | - | 1 |
| Sweden | 2 | 22 | | - | - | 1 | 2 | 10 | - | 1 |
| United Arab Emirates | 13 | 126 | 45 | 568 | | - | - | - | - | - |
| United States of Americ | - | 1 | 2 | 24 | 2 | 23 | - | 2 | - | 1 |
| Latvia | | - | - | - | 3 | 26 | - | 1 | - | 1 |
| Others | 20 | 181 | 81 | 902 | 37 | 335 | - | 12 | 3 | 3 |
| **Total** | **11,326** | **89,971** | **8,541** | **86,794** | **8,971** | **83,748** | **8,337** | **56,702** | **9,288** | **42,681** |

**Table 3.36**
**NETHERLANDS: IMPORT OF GROUND PEPPER BY COUNTRY OF ORIGIN**

| Country of origin | 2014 | | 2015 | | 2016 | | 2017 | | 2018 | |
|---|---|---|---|---|---|---|---|---|---|---|
| | MT | $'000 | MT | $'000 | MT | $'000 | MT | $'000 | MT | $'000 |
| Viet Nam | 2,807 | 23,548 | 2,874 | 31,010 | 1,971 | 19,200 | 2,998 | 21,907 | 3,369 | 15,352 |
| Spain | 389 | 1,314 | 437 | 1,239 | 403 | 1,268 | 629 | 2,008 | 729 | 2,341 |
| Indonesia | 345 | 3,803 | 325 | 4,195 | 435 | 5,148 | 393 | 3,681 | 283 | 1,462 |
| Germany | 503 | 3,477 | 1,016 | 8,399 | 494 | 6,412 | 410 | 5,227 | 220 | 2,380 |
| United Kingdom | 51 | 312 | 28 | 289 | 39 | 418 | 39 | 449 | 104 | 549 |
| India | 232 | 1,467 | 147 | 1,188 | 91 | 730 | 120 | 1,108 | 76 | 544 |
| Belgium | 126 | 590 | 40 | 400 | 26 | 240 | 93 | 844 | 56 | 400 |
| China | 39 | 295 | 62 | 430 | 43 | 206 | 43 | 233 | 48 | 264 |
| Ethiopia | | - | | - | | - | 3 | 28 | 16 | 134 |
| France | 80 | 92 | - | 1 | | - | 15 | 169 | 14 | 166 |
| Turkey | 115 | 670 | 1 | 9 | 6 | 21 | 1 | 5 | 6 | 35 |
| Hong Kong, China | 9 | 54 | 4 | 28 | 5 | 44 | 6 | 39 | 6 | 40 |
| Denmark | 1 | 6 | - | 3 | 1 | 6 | 4 | 35 | 3 | 22 |
| Egypt | 1 | 2 | | - | 1 | 2 | 1 | 6 | 3 | 8 |
| Japan | 6 | 48 | 6 | 47 | 17 | 207 | 2 | 20 | 3 | 29 |
| Korea, Republic of | 7 | 34 | 4 | 23 | 2 | 12 | 3 | 19 | 2 | 15 |
| Peru | | - | 8 | 51 | 10 | 61 | 8 | 20 | 2 | 5 |
| Thailand | 43 | 42 | 22 | 26 | 2 | 18 | 4 | 32 | 2 | 18 |
| Sri Lanka | | - | | - | | - | 1 | 5 | 1 | 6 |
| Estonia | | | | | | | | | 1 | 8 |
| Italy | | - | | - | - | - | 13 | 109 | 1 | 7 |
| Poland | | - | - | - | - | - | 7 | 63 | 1 | 6 |
| Austria | - | - | - | - | - | - | 3 | 36 | - | 2 |
| Greece | | - | - | - | | - | 1 | 7 | - | 2 |
| Hungary | | - | - | 3 | | - | 1 | 8 | - | 4 |
| Croatia | | | | | | | | | - | 1 |
| Switzerland | - | - | - | 2 | - | - | - | - | - | 3 |
| Ireland | | - | - | - | - | - | 1 | 7 | - | - |
| Finland | | - | - | - | | - | 1 | 9 | - | 1 |
| Portugal | | - | | - | - | - | 2 | 16 | - | 3 |
| United States of Americ | 5 | 56 | 4 | 42 | 1 | 5 | 3 | 49 | - | 8 |
| Romania | | - | | - | | - | 1 | 5 | - | 2 |
| Czech Republic | | - | | - | | - | 2 | 19 | - | 3 |
| Brazil | | - | 40 | 543 | | - | - | - | - | - |
| Sweden | - | 2 | | - | - | 2 | 2 | 17 | - | 3 |
| Bulgaria | | - | - | - | - | - | 1 | 7 | - | 1 |
| Togo | | - | | - | 1 | 5 | 2 | 14 | - | - |
| Latvia | | | | | | | | | - | 2 |
| Lebanon | | | | | | | | | - | 4 |
| Lithuania | | - | | - | | - | 1 | 5 | - | 1 |
| Luxembourg | | | | | | | | | - | 1 |
| Others | 16 | 56 | 4 | 16 | 2 | 4 | 1 | 23 | 1 | |
| **Total** | **4,775** | **35,868** | **5,022** | **47,944** | **3,550** | **34,009** | **4,815** | **36,229** | **4,947** | **23,832** |

**Table 3.37**
**NETHERLANDS: EXPORT OF WHOLE PEPPER BY COUNTRY OF DESTINATION**

| Country of destination | 2014 | | 2015 | | 2016 | | 2017 | | 2018 | |
|---|---|---|---|---|---|---|---|---|---|---|
| | MT | $'000 | MT | $'000 | MT | $'000 | MT | $'000 | MT | $'000 |
| Germany | 2,844 | 25,422 | 1,824 | 18,637 | 1,976 | 23,166 | 1,475 | 13,020 | 995 | 5,658 |
| Belgium | 354 | 3,546 | 227 | 2,721 | 206 | 2,718 | 407 | 3,927 | 756 | 5,280 |
| Spain | 685 | 6,672 | 656 | 6,787 | 539 | 5,260 | 591 | 4,534 | 444 | 2,427 |
| Czech Republic | 383 | 3,304 | 240 | 2,370 | 115 | 1,115 | 208 | 1,615 | 346 | 1,566 |
| Austria | 1,074 | 8,707 | 625 | 7,042 | 1,020 | 8,998 | 849 | 5,204 | 345 | 1,266 |
| Italy | 651 | 6,170 | 342 | 4,226 | 118 | 1,284 | 218 | 1,509 | 267 | 1,085 |
| France | 243 | 2,403 | 150 | 1,730 | 207 | 2,399 | 273 | 2,400 | 231 | 1,333 |
| Poland | 1,186 | 9,381 | 813 | 7,549 | 313 | 2,135 | 399 | 1,982 | 214 | 1,183 |
| Hungary | 177 | 1,101 | 167 | 1,218 | 104 | 640 | 272 | 1,397 | 160 | 698 |
| Ukraine | 6 | 121 | 5 | 73 | 2 | 29 | 14 | 102 | 119 | 530 |
| Romania | 195 | 1,541 | 32 | 359 | 52 | 513 | 71 | 408 | 103 | 507 |
| Sweden | 52 | 463 | 113 | 1,349 | 111 | 1,448 | 286 | 2,951 | 97 | 813 |
| United Kingdom | 346 | 3,296 | 267 | 2,924 | 199 | 2,136 | 165 | 1,265 | 89 | 583 |
| Slovakia | 95 | 351 | 105 | 588 | 34 | 258 | 15 | 178 | 48 | 237 |
| Canada | 78 | 856 | | - | - | 2 | 47 | 264 | 38 | 143 |
| Cyprus | 34 | 337 | 41 | 373 | 32 | 273 | 29 | 169 | 37 | 182 |
| Lithuania | 35 | 238 | 22 | 212 | 20 | 168 | 17 | 124 | 30 | 109 |
| Greece | 48 | 420 | 25 | 216 | 28 | 275 | 31 | 342 | 26 | 318 |
| Portugal | - | 2 | 20 | 242 | 9 | 68 | 22 | 191 | 25 | 152 |
| Latvia | 20 | 221 | 9 | 98 | 9 | 94 | 14 | 103 | 25 | 105 |
| United States of Ameri | 141 | 1,455 | 25 | 263 | 54 | 723 | 60 | 459 | 23 | 237 |
| Serbia | 56 | 500 | 64 | 696 | 58 | 495 | 74 | 407 | 19 | 80 |
| Denmark | 8 | 63 | 22 | 209 | 5 | 67 | 34 | 304 | 17 | 152 |
| Malta | 7 | 33 | 4 | 27 | 11 | 75 | 17 | 105 | 17 | 78 |
| Ireland | 1 | 21 | 1 | 14 | 1 | 14 | 48 | 432 | 8 | 56 |
| Bulgaria | 39 | 338 | 52 | 461 | 21 | 165 | 16 | 124 | 7 | 39 |
| Norway | 30 | 261 | 43 | 312 | 16 | 97 | 15 | 119 | 6 | 48 |
| Luxembourg | - | 5 | - | 6 | - | 6 | 10 | 68 | 6 | 49 |
| Croatia | 9 | 69 | 11 | 120 | 5 | 46 | 30 | 231 | 6 | 30 |
| South Africa | | - | | - | 15 | 144 | 43 | 230 | 5 | 68 |
| Switzerland | 76 | 662 | 71 | 857 | 38 | 442 | 7 | 82 | 5 | 36 |
| United Arab Emirates | 19 | 161 | 6 | 50 | 21 | 189 | 7 | 54 | 5 | 40 |
| Bosnia and Herzegovin | 28 | 209 | 11 | 117 | 19 | 173 | 6 | 37 | 4 | 25 |
| Suriname | 4 | 33 | 3 | 27 | 4 | 40 | 7 | 49 | 3 | 13 |
| Estonia | 41 | 291 | 34 | 374 | 2 | 26 | 28 | 252 | 3 | 25 |
| Saint Lucia | 3 | 26 | 3 | 31 | 2 | 19 | 5 | 33 | 3 | 16 |
| Finland | 42 | 412 | 6 | 66 | 10 | 130 | 12 | 91 | 3 | 26 |
| Macedonia | 4 | 27 | | - | | - | 12 | 82 | - | - |
| Slovenia | | - | - | 1 | - | 2 | 6 | 20 | - | 4 |
| India | 3 | 34 | 6 | 70 | 10 | 70 | 13 | 198 | - | - |
| Others | 200 | 1,643 | 209 | 1,898 | 97 | 791 | 23 | 189 | 205 | 1,179 |
| **Total** | **9,217** | **80,795** | **6,254** | **64,313** | **5,483** | **56,693** | **5,876** | **45,251** | **4,740** | **26,376** |

**Table 3.38**
**NETHERLANDS: EXPORT OF GROUND PEPPER BY COUNTRY OF DESTINATION**

| Country of destination | 2014 | | 2015 | | 2016 | | 2017 | | 2018 | |
|---|---|---|---|---|---|---|---|---|---|---|
| | MT | $'000 | MT | $'000 | MT | $'000 | MT | $'000 | MT | $'000 |
| Germany | 981 | 6,826 | 1,012 | 8,167 | 1,015 | 9,708 | 1,367 | 10,430 | 982 | 5,500 |
| United Kingdom | 456 | 4,479 | 540 | 6,391 | 458 | 6,183 | 538 | 6,084 | 690 | 4,988 |
| France | 540 | 4,919 | 570 | 6,268 | 401 | 4,439 | 579 | 4,839 | 572 | 3,511 |
| Belgium | 370 | 3,601 | 303 | 3,741 | 291 | 3,853 | 485 | 4,736 | 474 | 3,825 |
| Sweden | 146 | 1,306 | 167 | 2,195 | 115 | 1,495 | 130 | 1,223 | 206 | 1,592 |
| Ireland | 5 | 36 | 15 | 181 | 82 | 712 | 127 | 1,216 | 163 | 1,016 |
| Hungary | 185 | 1,526 | 345 | 2,649 | 272 | 2,249 | 352 | 2,540 | 127 | 884 |
| Switzerland | 184 | 1,819 | 198 | 2,447 | 149 | 1,857 | 168 | 1,510 | 93 | 763 |
| Austria | 69 | 424 | 204 | 1,672 | 153 | 1,314 | 85 | 657 | 91 | 484 |
| Denmark | 17 | 204 | 27 | 304 | 48 | 577 | 35 | 396 | 60 | 437 |
| Poland | 203 | 1,565 | 203 | 1,897 | 130 | 1,003 | 104 | 873 | 59 | 338 |
| Finland | 51 | 488 | 122 | 1,368 | 150 | 1,432 | 21 | 230 | 51 | 381 |
| Slovakia | 4 | 38 | 13 | 145 | 35 | 383 | 37 | 319 | 35 | 230 |
| Czech Republic | 5 | 24 | 4 | 53 | 12 | 109 | 22 | 172 | 28 | 175 |
| Croatia | 55 | 363 | 86 | 562 | 81 | 671 | 94 | 666 | 28 | 185 |
| Estonia | | - | 2 | 22 | 9 | 94 | 16 | 139 | 19 | 92 |
| Italy | 154 | 1,034 | 156 | 1,372 | 55 | 464 | 41 | 346 | 18 | 134 |
| Spain | 11 | 139 | 18 | 208 | 23 | 185 | 71 | 566 | 18 | 121 |
| Iceland | 2 | 20 | | - | 61 | 385 | 51 | 232 | 17 | 78 |
| China | 13 | 132 | 7 | 91 | 11 | 145 | 6 | 66 | 14 | 131 |
| Russian Federation | 6 | 55 | 7 | 88 | 7 | 102 | 3 | 38 | 13 | 78 |
| Egypt | 9 | 78 | 19 | 196 | 27 | 303 | 10 | 96 | 13 | 100 |
| Indonesia | 10 | 103 | 14 | 155 | 10 | 122 | 12 | 123 | 13 | 97 |
| Greece | - | 5 | 1 | 13 | - | 2 | 9 | 142 | 10 | 182 |
| Mexico | 4 | 47 | 5 | 70 | 6 | 76 | 6 | 79 | 10 | 89 |
| Viet Nam | 66 | 433 | 96 | 965 | 8 | 84 | 34 | 179 | 9 | 62 |
| Luxembourg | 1 | 20 | 1 | 16 | 2 | 23 | 13 | 108 | 9 | 74 |
| Singapore | 5 | 52 | 6 | 75 | 7 | 91 | 6 | 78 | 6 | 50 |
| Norway | 2 | 21 | 6 | 107 | 7 | 132 | 11 | 173 | 6 | 105 |
| Latvia | 4 | 25 | 19 | 101 | | - | 5 | 44 | 6 | 37 |
| Australia | 8 | 89 | | - | 5 | 66 | 6 | 52 | 5 | 41 |
| Romania | 1 | 7 | 6 | 89 | 11 | 144 | 9 | 87 | 4 | 34 |
| United States of Americ | 9 | 79 | 3 | 24 | | - | 7 | 72 | 3 | 34 |
| Serbia | 93 | 560 | 194 | 1,320 | 172 | 1,125 | 52 | 298 | 3 | 13 |
| Morocco | 2 | 26 | 3 | 44 | 3 | 58 | 4 | 57 | 2 | 27 |
| Portugal | - | 3 | 6 | 40 | 1 | 15 | 4 | 31 | 2 | 15 |
| Cyprus | - | 1 | 1 | 8 | 2 | 30 | 4 | 50 | 1 | 12 |
| Ukraine | | - | 59 | 499 | 39 | 415 | 40 | 252 | - | - |
| Nigeria | 1 | 9 | 1 | 9 | - | 4 | 6 | 33 | - | 2 |
| South Africa | | - | | - | 3 | 24 | 5 | 42 | - | 7 |
| Others | 50 | 612 | 208 | 1,709 | 123 | 1,223 | 25 | 344 | 47 | 487 |
| **Total** | **3,722** | **31,168** | **4,647** | **45,261** | **3,984** | **41,297** | **4,600** | **39,618** | **3,907** | **26,411** |

**Table 3.39**

**PAKISTAN: IMPORT OF WHOLE PEPPER BY COUNTRY OF ORIGIN**

| Country of origin | 2014 | | 2015 | | 2016 | | 2017 | | 2018 | |
|---|---|---|---|---|---|---|---|---|---|---|
| | MT | $'000 | MT | $'000 | MT | $'000 | MT | $'000 | MT | $'000 |
| Viet Nam | 6,730 | 12,903 | 4,568 | 13,590 | 8,857 | 36,333 | 7,565 | 31,811 | 7,140 | 26,258 |
| Madagascar | 458 | 680 | 335 | 1,075 | 278 | 1,017 | 130 | 547 | 601 | 2,252 |
| Indonesia | 158 | 236 | 161 | 430 | 295 | 1,034 | 373 | 1,418 | 307 | 972 |
| Brazil | 229 | 393 | 70 | 182 | 549 | 2,456 | 778 | 3,369 | 163 | 618 |
| United Arab Emirates | 1 | 1 | 1 | 2 | 8 | 35 | - | - | 10 | 37 |
| China | 13 | 17 | 5 | 11 | 19 | 70 | | - | 4 | 12 |
| Malaysia | 39 | 57 | 24 | 72 | 4 | 18 | 28 | 95 | - | - |
| Ethiopia | 6 | 6 | | - | | - | | - | | |
| Sri Lanka | 329 | 540 | 1,840 | 5,264 | 73 | 318 | | - | - | - |
| Hong Kong, China | 14 | 28 | | - | | - | | - | | |
| Canada | | - | | - | 1 | 46 | | - | - | - |
| India | 7 | 15 | 69 | 177 | 28 | 115 | | - | - | - |
| Montenegro | | - | - | 1 | | - | | - | | |
| Burundi | | - | - | 2 | | - | | - | | |
| Saudi Arabia | | - | | - | | - | 14 | 31 | - | - |
| Thailand | | - | - | - | - | 1 | - | 1 | - | - |
| Tanzania, United Repul | 15 | 28 | 29 | 62 | | - | | - | | |
| United Kingdom | - | 1 | | - | - | - | - | - | - | - |
| Afghanistan | | - | | - | 15 | 61 | 3 | 14 | - | 1 |
| Iran, Islamic Republic o | 16 | 23 | | - | | - | | - | | |
| Belize | | - | | - | | - | 25 | 75 | - | - |
| United States of Americ | - | - | - | - | 18 | 73 | | - | - | - |
| Kenya | 29 | 49 | 11 | 23 | | - | | - | | |
| Others | - | - | 1 | 2 | - | 2 | - | - | | 1 |
| **Total** | **8,044** | **14,977** | **7,114** | **20,893** | **10,145** | **41,579** | **8,916** | **37,361** | **8,225** | **30,151** |

**Table 3.40**

**PAKISTAN: IMPORT OF GROUND PEPPER BY COUNTRY OF ORIGIN**

| Country of origin | 2014 | | 2015 | | 2016 | | 2017 | | 2018 | |
|---|---|---|---|---|---|---|---|---|---|---|
| | MT | $'000 | MT | $'000 | MT | $'000 | MT | $'000 | MT | $'000 |
| China | | - | | - | 16 | 43 | | - | 8 | 16 |
| Viet Nam | 56 | 169 | | - | | - | | - | 6 | 16 |
| United Arab Emirates | 5 | 15 | 1 | 11 | | - | | - | | |
| Korea, Republic of | 1 | 3 | - | 1 | | - | | - | | |
| United States of America | | - | 1 | 2 | - | - | - | - | - | - |
| India | | - | | - | | - | 13 | 30 | - | 1 |
| Saudi Arabia | | - | 3 | 5 | | - | | - | | |
| Malaysia | | - | | - | | - | 4 | 12 | - | - |
| **Total** | **62** | **187** | **5** | **19** | **16** | **43** | **17** | **42** | **14** | **33** |

**Table 3.41**

**PAKISTAN: EXPORT OF WHOLE PEPPER BY COUNTRY OF DESTINATION**

| Country of destination | 2014 | | 2015 | | 2016 | | 2017 | | 2018 | |
|---|---|---|---|---|---|---|---|---|---|---|
| | MT | $'000 | MT | $'000 | MT | $'000 | MT | $'000 | MT | $'000 |
| United Arab Emirates | 39 | 97 | 22 | 57 | 135 | 407 | 49 | 156 | 97 | 233 |
| Saudi Arabia | 49 | 164 | 47 | 112 | 101 | 262 | 16 | 96 | 50 | 135 |
| Qatar | 5 | 16 | 2 | 6 | 28 | 75 | 9 | 30 | 18 | 51 |
| Oman | - | 1 | 5 | 12 | 48 | 106 | 14 | 24 | 14 | 36 |
| Kuwait | 6 | 19 | | - | | - | 1 | 4 | 7 | 29 |
| Bahrain | 2 | 4 | 9 | 20 | 48 | 124 | 2 | 9 | 6 | 16 |
| Canada | 1 | 3 | 3 | 14 | 3 | 9 | 3 | 12 | 4 | 18 |
| India | | - | | - | 3 | 9 | - | 1 | 4 | 24 |
| United States of Americ | 6 | 29 | 1 | 6 | 2 | 6 | 1 | 8 | 2 | 14 |
| Hong Kong, China | 4 | 7 | 1 | 3 | 1 | 4 | 4 | 10 | 1 | 6 |
| France | - | 2 | | - | | - | | - | | |
| Korea, Republic of | | - | | - | 1 | 2 | | - | - | - |
| Thailand | 2 | 7 | 1 | 1 | 4 | 9 | | - | - | - |
| Tanzania, United Republic of | | - | | - | 7 | 28 | | - | - | - |
| Chile | | - | | - | - | 1 | | - | - | - |
| South Sudan | | - | | - | - | 1 | | - | - | - |
| Denmark | | - | | - | 1 | 2 | | - | - | - |
| Sri Lanka | | - | | - | 73 | 220 | | - | - | - |
| Mozambique | - | 2 | | - | | - | | - | | |
| Japan | 1 | 2 | | - | | - | | - | - | 4 |
| Norway | | - | | - | - | 1 | | - | - | - |
| United Kingdom | | - | | - | 3 | 9 | 1 | 4 | - | - |
| Madagascar | 4 | 20 | | - | 1 | 5 | | - | - | - |
| Viet Nam | | - | | - | | - | - | 1 | - | - |
| Others | - | - | - | - | - | - | 1 | - | 2 | 20 |
| **Total** | **119** | **373** | **91** | **231** | **459** | **1,280** | **101** | **355** | **205** | **586** |

**Table 3.42**

**PAKISTAN: EXPORT OF GROUND PEPPER BY COUNTRY OF DESTINATION**

| Country of destination | 2014 | | 2015 | | 2016 | | 2017 | | 2018 | |
|---|---|---|---|---|---|---|---|---|---|---|
| | MT | $'000 | MT | $'000 | MT | $'000 | MT | $'000 | MT | $'000 |
| Saudi Arabia | 6 | 52 | 11 | 140 | 18 | 134 | 8 | 107 | 5 | 73 |
| Kuwait | 1 | 9 | 2 | 21 | 5 | 41 | 2 | 24 | 2 | 20 |
| Afghanistan | | - | | - | | - | - | 4 | 1 | 9 |
| Korea, Republic of | - | 4 | - | 3 | 2 | 10 | 1 | 16 | 1 | 19 |
| Oman | - | 2 | - | 3 | 1 | 5 | 1 | 13 | 1 | 7 |
| Canada | 1 | 11 | 1 | 12 | 2 | 13 | 1 | 13 | 1 | 7 |
| United Arab Emirates | 7 | 59 | - | 1 | - | 2 | - | 4 | 1 | 13 |
| United States of Americ | - | 6 | 1 | 9 | 1 | 5 | 1 | 9 | 1 | 9 |
| Singapore | | - | - | 2 | - | 1 | - | 1 | - | - |
| Chile | | - | | - | - | 1 | | - | - | - |
| Taipei, Chinese | | - | | - | - | 2 | - | 1 | - | - |
| Qatar | 2 | 13 | 2 | 17 | 4 | 34 | 1 | 10 | - | 1 |
| Ireland | | - | | - | | - | | - | | |
| South Sudan | - | 1 | | - | - | 3 | | - | - | - |
| Japan | - | 4 | | - | 1 | 13 | 1 | 9 | - | 2 |
| Hong Kong, China | 1 | 8 | 1 | 7 | 1 | 9 | 1 | 12 | - | 4 |
| Bahrain | - | 5 | 1 | 5 | 1 | 5 | - | 7 | - | 4 |
| Greece | - | 1 | | - | | - | | - | | |
| Brunei Darussalam | - | 2 | | - | | - | | - | | |
| South Africa | - | 1 | - | 1 | | - | | - | - | 1 |
| Australia | - | 1 | - | 1 | - | 1 | - | 3 | - | 5 |
| Sudan | | - | - | 2 | | - | - | 3 | - | - |
| Mozambique | | - | | - | | - | | - | | |
| Turkey | - | 3 | | - | | - | | - | | |
| New Zealand | | - | | - | | - | | - | | |
| Nigeria | | - | - | 1 | | - | - | 1 | - | - |
| Malaysia | - | 1 | - | 2 | - | 1 | - | 2 | - | 1 |
| Maldives | | - | | - | - | 1 | | - | - | - |
| Others | 3 | - | 1 | - | - | - | 1 | - | - | 4 |
| **Total** | **21** | **183** | **20** | **227** | **36** | **281** | **18** | **239** | **13** | **179** |

**Table 3.43**

**PHILIPPINES: IMPORT OF WHOLE PEPPER BY COUNTRY OF ORIGIN**

| Country of origin | 2014 | | 2015 | | 2016 | | 2017 | | 2018 | |
|---|---|---|---|---|---|---|---|---|---|---|
| | MT | $'000 | MT | $'000 | MT | $'000 | MT | $'000 | MT | $'000 |
| Viet Nam | 1,401 | 7,635 | 1,992 | 13,101 | 3,123 | 13,340 | 4,057 | 14,198 | 4,591 | 14,401 |
| Malaysia | 209 | 1,191 | 173 | 1,262 | 238 | 1,311 | 209 | 645 | 234 | 693 |
| India | 38 | 208 | 551 | 1,119 | 104 | 892 | 91 | 793 | 70 | 361 |
| Indonesia | 243 | 705 | 331 | 1,098 | 148 | 978 | 36 | 225 | 41 | 212 |
| Singapore | 38 | 125 | 106 | 642 | 33 | 174 | - | 1 | 34 | 120 |
| China | 46 | 304 | 13 | 11 | 29 | 8 | 12 | 10 | 25 | 31 |
| United States of Americ | 18 | 17 | 2 | 14 | 9 | 9 | - | - | 2 | 3 |
| Spain | 2 | 12 | 2 | 10 | 7 | 32 | 1 | 15 | 2 | 37 |
| Germany | - | - | - | - | 3 | 34 | - | - | 1 | 1 |
| Italy | 2 | 4 | 2 | 3 | 2 | 3 | - | 1 | 1 | 4 |
| Taipei, Chinese | 5 | 58 | - | - | - | - | | | | |
| Sri Lanka | - | - | 3 | 140 | - | - | | | | |
| Japan | 8 | 3 | 1 | 1 | 1 | 1 | 2 | 2 | - | - |
| Thailand | - | - | 1 | 2 | 1 | 2 | - | 2 | - | 2 |
| Switzerland | - | - | - | 1 | - | - | | | | |
| Hong Kong, China | - | - | 2 | 1 | - | - | | | | |
| Korea, Republic of | 21 | 7 | 7 | 3 | - | - | - | 3 | - | - |
| Turkey | - | - | - | - | - | - | | | | |
| New Zealand | - | - | - | - | - | - | | | | |
| Canada | - | - | 2 | 1 | - | - | | | | |
| Australia | - | - | - | - | - | 2 | - | - | - | - |
| Netherlands | - | - | - | 4 | 5 | 25 | - | - | - | - |
| Others | - | - | - | - | 2 | 2 | - | - | 2 | 5 |
| **Total** | **2,031** | **10,269** | **3,188** | **17,413** | **3,705** | **16,813** | **4,408** | **15,895** | **5,003** | **15,870** |

**Table 3.44**

**PHILIPPINES: IMPORT OF GROUND PEPPER BY COUNTRY OF ORIGIN**

| Country of origin | 2014 | | 2015 | | 2016 | | 2017 | | 2018 | |
|---|---|---|---|---|---|---|---|---|---|---|
| | MT | $'000 | MT | $'000 | MT | $'000 | MT | $'000 | MT | $'000 |
| Viet Nam | 174 | 1,356 | 126 | 1,231 | 159 | 1,544 | 211 | 1,938 | 306 | 1,921 |
| Korea, Republic of | 116 | 55 | 298 | 138 | 204 | 67 | 399 | 107 | 200 | 95 |
| India | 59 | 149 | 66 | 571 | 112 | 701 | 128 | 815 | 194 | 900 |
| China | 58 | 53 | 52 | 31 | 44 | 26 | 56 | 43 | 50 | 35 |
| Singapore | 258 | 2,778 | 132 | 1,297 | 94 | 782 | 148 | 1,113 | 20 | 69 |
| Spain | 46 | 60 | 82 | 165 | 26 | 71 | 1 | 7 | 6 | 45 |
| Thailand | 1 | 1 | - | - | - | 13 | - | 1 | 4 | 87 |
| United States of Americ | 5 | 15 | 21 | 30 | 14 | 35 | 29 | 40 | 4 | 2 |
| Hong Kong, China | - | - | - | - | 3 | 3 | - | - | 3 | 2 |
| Japan | 4 | 16 | - | - | 1 | 3 | 1 | 1 | 1 | 1 |
| Taipei, Chinese | 5 | 49 | - | - | 1 | 2 | 2 | 1 | - | - |
| Pakistan | - | - | - | - | 1 | 2 | - | - | - | - |
| Canada | - | - | 3 | 1 | - | - | | | | |
| France | - | - | 2 | 1 | - | - | | | | |
| United Kingdom | - | - | - | - | - | 3 | - | - | - | - |
| Indonesia | 11 | 33 | 3 | 12 | 16 | 110 | - | - | - | - |
| Germany | - | - | 1 | 10 | 2 | 25 | - | - | - | - |
| Italy | 2 | 6 | 1 | 2 | 2 | 4 | 6 | 25 | - | - |
| Netherlands | - | - | 1 | 30 | 2 | 35 | 4 | 52 | - | 6 |
| Australia | - | - | - | - | 2 | 11 | - | 3 | - | - |
| Malaysia | 3 | 44 | 2 | 38 | 5 | 8 | 50 | 68 | - | - |
| Others | - | - | - | 3 | - | - | 1 | 1 | 3 | 17 |
| **Total** | **742** | **4,615** | **790** | **3,560** | **688** | **3,445** | **1,036** | **4,215** | **791** | **3,180** |

**Table 3.45**
**POLAND: IMPORT OF WHOLE PEPPER BY COUNTRY OF ORIGIN**

| Country of origin | 2014 | | 2015 | | 2016 | | 2017 | | 2018 | |
|---|---|---|---|---|---|---|---|---|---|---|
| | MT | $'000 | MT | $'000 | MT | $'000 | MT | $'000 | MT | $'000 |
| Germany | 62 | 730 | 54 | 750 | 68 | 779 | 81 | 836 | 2,995 | 12,029 |
| Viet Nam | 3,444 | 25,462 | 2,471 | 23,551 | 2,403 | 19,656 | 2,923 | 19,311 | 1,379 | 4,563 |
| France | | - | | - | | - | | - | 962 | 6,245 |
| Netherlands | 122 | 674 | 28 | 173 | - | 3 | 45 | 223 | 272 | 1,202 |
| Belgium | 1 | 5 | - | 1 | | - | | - | 118 | 643 |
| Austria | 1 | 18 | 1 | 25 | 35 | 160 | 3 | 66 | 104 | 990 |
| Brazil | 104 | 1,088 | 174 | 1,818 | 322 | 3,299 | 1,346 | 10,434 | 65 | 188 |
| India | 525 | 4,223 | 994 | 8,017 | 738 | 6,341 | 403 | 1,821 | 34 | 368 |
| Indonesia | 209 | 2,708 | 219 | 2,987 | 371 | 4,042 | 227 | 1,870 | 24 | 82 |
| Ecuador | | - | 30 | 289 | 48 | 403 | 41 | 247 | 15 | 53 |
| Latvia | 1 | 5 | 4 | 47 | 4 | 36 | 8 | 46 | 13 | 54 |
| Romania | - | - | | - | 1 | 13 | 7 | 47 | 9 | 62 |
| Italy | - | 7 | 1 | 8 | 1 | 8 | 1 | 10 | 8 | 52 |
| Spain | 7 | 49 | 5 | 25 | 43 | 127 | 23 | 34 | 7 | 34 |
| Sri Lanka | 30 | 210 | 42 | 429 | 25 | 228 | 15 | 194 | 4 | 48 |
| United Kingdom | 2 | 7 | 1 | 13 | 1 | 6 | - | - | 2 | 3 |
| Czech Republic | - | 1 | - | 2 | - | 4 | - | 5 | 1 | 8 |
| Greece | | - | 3 | 3 | | - | | - | | |
| Slovakia | 24 | 195 | 3 | 44 | 2 | 28 | | - | - | - |
| China | 1 | 8 | - | 3 | - | 2 | 25 | 118 | - | - |
| Finland | | - | | - | | - | | - | | |
| Denmark | | - | - | 1 | - | 1 | - | 9 | - | 8 |
| Estonia | | - | - | - | - | 1 | - | - | - | 4 |
| Bulgaria | | - | | - | | - | 1 | 8 | - | - |
| Area Nes | | - | | - | | - | 1 | 9 | | |
| Ethiopia | 14 | 97 | | - | | - | | - | | |
| Japan | | - | | - | - | 3 | - | 1 | | |
| Singapore | 65 | 489 | | - | | - | | - | | |
| Cambodia | | - | | - | | - | - | 1 | - | - |
| Slovenia | - | 2 | - | 1 | | - | | - | | |
| Ukraine | | - | | - | - | - | | - | - | - |
| Madagascar | | - | - | 1 | | - | | - | | |
| United States of Americ | - | - | | - | 1 | 14 | | - | - | - |
| Mexico | | - | 12 | 45 | 15 | 122 | 22 | 56 | - | - |
| Jamaica | 2 | 15 | | - | | - | | - | | |
| Others | 10 | 66 | 1 | - | - | 2 | - | - | | 1 |
| **Total** | **4,624** | **36,059** | **4,043** | **38,233** | **4,078** | **35,278** | **5,172** | **35,346** | **6,012** | **26,637** |

**Table 3.46**

**POLAND: IMPORT OF GROUND PEPPER BY COUNTRY OF ORIGIN**

| Country of origin | 2014 | | 2015 | | 2016 | | 2017 | | 2018 | |
|---|---|---|---|---|---|---|---|---|---|---|
| | MT | $'000 | MT | $'000 | MT | $'000 | MT | $'000 | MT | $'000 |
| France | 3 | 25 | 2 | 22 | 2 | 32 | 2 | 34 | 650 | 3,645 |
| Germany | 92 | 1,035 | 143 | 1,394 | 121 | 1,185 | 90 | 820 | 190 | 1,099 |
| Viet Nam | 795 | 5,679 | 1,062 | 9,618 | 1,236 | 12,932 | 284 | 2,174 | 152 | 960 |
| Netherlands | 51 | 448 | 48 | 477 | 68 | 572 | 81 | 788 | 85 | 576 |
| Austria | | - | - | 7 | - | - | | - | 57 | 399 |
| Italy | - | 1 | - | 1 | 96 | 13 | 48 | 11 | 48 | 9 |
| Romania | - | 4 | 1 | 10 | 12 | 108 | 20 | 173 | 22 | 194 |
| Hungary | - | 5 | - | 2 | - | 2 | - | 1 | 11 | 34 |
| United Kingdom | 3 | 18 | 15 | 85 | 11 | 143 | 5 | 59 | 9 | 52 |
| Czech Republic | - | 1 | 1 | 10 | - | 1 | 1 | 10 | 6 | 30 |
| Denmark | - | 2 | 1 | 6 | 1 | 6 | - | 4 | 3 | 33 |
| Belgium | | - | 6 | 12 | 8 | 19 | 2 | 7 | 2 | 11 |
| Latvia | | - | | - | 2 | 7 | | - | 2 | 5 |
| Estonia | | - | | - | | - | | - | 1 | 16 |
| Switzerland | | - | | - | 1 | 9 | 1 | 21 | 1 | 12 |
| Korea, Republic of | | - | | - | | - | - | 1 | 1 | 3 |
| Spain | 182 | 691 | 74 | 204 | 42 | 240 | 20 | 56 | 1 | 5 |
| Uzbekistan | | - | | - | | - | - | 3 | | |
| China | 7 | 47 | 2 | 13 | 2 | 9 | 1 | 13 | | |
| Indonesia | 80 | 829 | 86 | 951 | 67 | 771 | 17 | 180 | | |
| India | 134 | 1,001 | 261 | 777 | 191 | 643 | 106 | 301 | - | - |
| Slovakia | 18 | 139 | 17 | 167 | 9 | 92 | | - | - | 2 |
| Sri Lanka | 68 | 442 | 2 | 30 | | - | - | 4 | | |
| Israel | | - | | - | - | 1 | | - | - | - |
| Brazil | 40 | 351 | 36 | 359 | 72 | 660 | 52 | 472 | | |
| Sweden | - | - | - | - | | - | - | 7 | - | 3 |
| Lithuania | 3 | 25 | 2 | 16 | 2 | 13 | 1 | 4 | - | - |
| United States of America | | - | - | - | | - | - | 1 | - | - |
| Area Nes | | - | 16 | 87 | 18 | 165 | | - | | |
| Japan | - | 2 | 1 | 5 | - | 9 | - | 4 | - | 3 |
| Others | - | - | - | - | - | 2 | 3 | - | | |
| | | | | | | | | | | 2 |
| **Total** | **1,476** | **10,745** | **1,776** | **14,253** | **1,961** | **17,634** | **734** | **5,148** | **1,241** | **7,093** |

**Table 3.47**
**POLAND: EXPORT OF WHOLE PEPPER BY COUNTRY OF DESTINATION**

| Country of destination | 2014 | | 2015 | | 2016 | | 2017 | | 2018 | |
|---|---|---|---|---|---|---|---|---|---|---|
| | MT | $'000 | MT | $'000 | MT | $'000 | MT | $'000 | MT | $'000 |
| Czech Republic | 232 | 1,954 | 153 | 1,560 | 143 | 1,339 | 146 | 1,026 | 162 | 1,035 |
| Russian Federation | 314 | 4,827 | 190 | 2,752 | 148 | 2,298 | 129 | 1,909 | 146 | 1,689 |
| Romania | 211 | 2,008 | 153 | 1,916 | 141 | 1,673 | 104 | 1,199 | 92 | 957 |
| Hungary | 52 | 475 | 38 | 317 | 34 | 291 | 111 | 608 | 89 | 458 |
| Ukraine | 13 | 171 | 21 | 249 | 27 | 274 | 50 | 352 | 41 | 264 |
| Slovakia | 98 | 908 | 138 | 1,439 | 46 | 507 | 23 | 203 | 23 | 147 |
| Latvia | 8 | 67 | 22 | 203 | 18 | 147 | 24 | 140 | 20 | 105 |
| Viet Nam | | - | | - | 25 | 210 | | - | 18 | 96 |
| Serbia | 11 | 76 | 8 | 44 | 19 | 199 | 23 | 140 | 17 | 69 |
| Belarus | 46 | 494 | 49 | 608 | 59 | 737 | 44 | 427 | 17 | 95 |
| Croatia | 27 | 237 | 15 | 150 | 3 | 31 | - | 1 | 16 | 107 |
| United Kingdom | 4 | 63 | 6 | 82 | 5 | 76 | 4 | 68 | 7 | 100 |
| Greece | | - | - | - | | - | 7 | 7 | 7 | 7 |
| Lithuania | 6 | 60 | 14 | 145 | 3 | 30 | 3 | 22 | 5 | 28 |
| Moldova, Republic of | 5 | 46 | 5 | 54 | 5 | 51 | 6 | 37 | 4 | 22 |
| Spain | - | - | 53 | 105 | - | - | 23 | 59 | 4 | 16 |
| Italy | - | - | - | - | - | 1 | 2 | 12 | 3 | 18 |
| United States of Ameri | 1 | 19 | 2 | 25 | 3 | 49 | 12 | 61 | 2 | 34 |
| Germany | 3 | 47 | 19 | 289 | 27 | 167 | 10 | 149 | 1 | 10 |
| China | | | | | | | | | 1 | 6 |
| Ireland | 1 | 10 | 1 | 11 | 1 | 14 | 1 | 15 | 1 | 19 |
| Canada | 1 | 7 | - | 5 | 1 | 8 | 1 | 13 | 1 | 10 |
| Bulgaria | 19 | 197 | 12 | 135 | 2 | 24 | 2 | 24 | 1 | 17 |
| Mongolia | - | 3 | 2 | 22 | 1 | 8 | 1 | 11 | 1 | 12 |
| Netherlands | - | 1 | 6 | 96 | - | 1 | 2 | 26 | 1 | 14 |
| India | 15 | 44 | | - | | - | | - | | |
| Switzerland | | - | | - | - | 1 | | - | - | 2 |
| Israel | | - | - | 1 | | - | | - | | |
| Turkey | | - | | - | | - | - | 2 | - | - |
| Belgium | - | - | - | 1 | - | 1 | - | 1 | - | 2 |
| Cyprus | - | 1 | - | 1 | - | 1 | - | 1 | - | 1 |
| Austria | - | - | - | - | - | - | - | - | - | - |
| Sweden | - | - | - | 1 | | - | - | 2 | - | 3 |
| Tajikistan | - | 1 | - | 2 | | - | - | 1 | - | - |
| Estonia | | - | 1 | 8 | - | - | - | 1 | - | - |
| Iceland | - | 1 | - | 1 | - | 2 | - | 2 | - | 2 |
| France | 183 | 1,518 | 128 | 820 | 11 | 55 | 1 | 6 | - | 2 |
| Macedonia, The Former Yugoslav | | - | | - | - | 1 | | - | - | - |
| Kyrgyzstan | - | 2 | - | 6 | - | 5 | - | 1 | - | 4 |
| Kazakhstan | 1 | 8 | - | 3 | - | 1 | - | 4 | - | 1 |
| Others | 2 | 3 | - | 1 | - | 3 | 1 | 3 | 4 | 2 |
| **Total** | **1,253** | **13,248** | **1,036** | **11,052** | **722** | **8,205** | **730** | **6,533** | **684** | **5,354** |

**Table 3.48**
**POLAND: EXPORT OF GROUND PEPPER BY COUNTRY OF DESTINATION**

| Country of destination | 2014 | | 2015 | | 2016 | | 2017 | | 2018 | |
|---|---|---|---|---|---|---|---|---|---|---|
| | MT | $'000 | MT | $'000 | MT | $'000 | MT | $'000 | MT | $'000 |
| Romania | 141 | 1,565 | 154 | 1,594 | 181 | 1,990 | 247 | 2,027 | 210 | 1,786 |
| Russian Federation | 396 | 4,289 | 283 | 2,962 | 227 | 2,443 | 183 | 1,929 | 186 | 1,543 |
| Czech Republic | 87 | 634 | 103 | 877 | 123 | 1,060 | 132 | 1,087 | 132 | 791 |
| Greece | | - | 31 | 259 | 51 | 528 | 57 | 586 | 67 | 640 |
| France | 5 | 53 | 22 | 243 | 25 | 331 | 45 | 452 | 65 | 445 |
| Slovakia | 33 | 322 | 31 | 302 | 32 | 311 | 33 | 280 | 53 | 374 |
| United Kingdom | 20 | 292 | 29 | 373 | 32 | 459 | 35 | 474 | 51 | 570 |
| Italy | - | - | 25 | 246 | 23 | 390 | 33 | 387 | 40 | 340 |
| Hungary | 109 | 877 | 47 | 413 | 31 | 289 | 55 | 455 | 35 | 273 |
| Ukraine | 30 | 313 | 34 | 320 | 20 | 190 | 16 | 129 | 22 | 150 |
| Belarus | 14 | 171 | 13 | 160 | 14 | 169 | 14 | 152 | 22 | 121 |
| Serbia | 87 | 648 | 61 | 427 | 44 | 474 | 59 | 405 | 13 | 48 |
| Croatia | 47 | 388 | 17 | 79 | 12 | 111 | 38 | 276 | 12 | 100 |
| Lithuania | 2 | 27 | 2 | 19 | 5 | 49 | 7 | 60 | 9 | 73 |
| Bulgaria | 5 | 50 | 5 | 48 | 7 | 67 | 7 | 64 | 7 | 63 |
| Mongolia | 1 | 17 | 1 | 18 | 1 | 19 | 2 | 25 | 5 | 61 |
| Netherlands | - | 2 | - | 4 | - | 6 | 1 | 20 | 4 | 51 |
| Ireland | 2 | 23 | 2 | 25 | 2 | 25 | 2 | 26 | 3 | 38 |
| Finland | | - | | - | | - | - | 4 | 2 | 58 |
| Estonia | | - | 1 | 9 | - | 1 | 3 | 36 | 2 | 27 |
| United States of Ameri | 3 | 29 | 1 | 17 | 2 | 33 | 3 | 44 | 2 | 29 |
| Moldova, Republic of | 2 | 23 | 3 | 37 | 2 | 23 | 1 | 15 | 2 | 13 |
| Latvia | 1 | 13 | 1 | 10 | 8 | 9 | 2 | 19 | 1 | 14 |
| Canada | 1 | 15 | 1 | 11 | 1 | 14 | 2 | 21 | 1 | 21 |
| Belgium | - | 1 | - | 3 | - | 2 | - | 2 | 1 | 10 |
| Germany | 6 | 68 | 3 | 41 | 1 | 17 | 1 | 15 | 1 | 10 |
| Denmark | - | - | 1 | 5 | - | 7 | - | - | 1 | 20 |
| Kyrgyzstan | - | 5 | 1 | 8 | 1 | 8 | 1 | 9 | 1 | 5 |
| Sweden | - | 2 | - | 2 | 1 | 6 | - | 13 | - | 4 |
| French Polynesia | | - | | - | | - | - | 1 | - | 1 |
| Tajikistan | - | 2 | - | 2 | | - | - | 1 | - | 1 |
| New Zealand | | - | | - | | - | - | 5 | - | 5 |
| Mauritius | | - | | - | | - | - | 1 | - | 4 |
| Cyprus | 2 | 28 | - | 5 | - | 1 | - | 1 | - | 1 |
| Kazakhstan | 2 | 29 | - | 4 | - | 2 | 2 | 7 | - | 2 |
| Australia | | - | | - | | - | - | 2 | - | - |
| Iceland | - | 2 | - | 2 | - | 3 | - | 3 | - | 4 |
| Azerbaijan | 4 | 34 | 4 | 37 | 2 | 21 | 2 | 19 | - | - |
| Slovenia | - | 2 | 1 | 6 | 1 | 8 | - | 1 | - | 1 |
| Spain | - | - | - | - | 16 | 33 | - | - | - | 2 |
| Others | 3 | 3 | 1 | - | 68 | 166 | 1 | 4 | 6 | 39 |
| **Total** | **1,003** | **9,927** | **878** | **8,568** | **933** | **9,265** | **984** | **9,057** | **956** | **7,738** |

**Table 3.49**
**RUSSIA: IMPORT OF WHOLE PEPPER BY COUNTRY OF ORIGIN**

| Country of origin | 2014 | | 2015 | | 2016 | | 2017 | | 2018 | |
|---|---|---|---|---|---|---|---|---|---|---|
| | MT | $'000 | MT | $'000 | MT | $'000 | MT | $'000 | MT | $'000 |
| Viet Nam | 4,078 | 8,534 | 3,946 | 10,865 | 5,322 | 17,126 | 5,582 | 25,137 | 5,094 | 15,703 |
| India | 989 | 1,977 | 768 | 1,791 | 543 | 1,885 | 674 | 1,986 | 652 | 1,408 |
| Brazil | 121 | 414 | 209 | 650 | 79 | 293 | 265 | 1,168 | 520 | 1,932 |
| Indonesia | 147 | 564 | 138 | 300 | 204 | 347 | 433 | 2,077 | 481 | 1,861 |
| Sri Lanka | 344 | 337 | 594 | 935 | 592 | 1,156 | 474 | 907 | 436 | 258 |
| Poland | 529 | 2,858 | 266 | 1,319 | 136 | 823 | 114 | 692 | 114 | 760 |
| China | 3 | 9 | 4 | 11 | 7 | 21 | 9 | 26 | 13 | 37 |
| Italy | 233 | 1,182 | 190 | 925 | 113 | 645 | 14 | 99 | 11 | 105 |
| Sweden | 6 | 47 | 2 | 18 | 3 | 27 | 11 | 168 | 9 | 140 |
| Kazakhstan | - | - | - | - | 3 | 15 | 5 | 29 | 7 | 37 |
| France | - | 4 | - | 1 | - | 1 | - | 4 | 4 | 34 |
| Belarus | - | 2 | - | - | - | - | 3 | 14 | 3 | 9 |
| Austria | 617 | 3,086 | 43 | 203 | - | 5 | 10 | 43 | 2 | 15 |
| Armenia | - | - | - | - | - | 4 | - | - | 1 | 5 |
| Estonia | 9 | 75 | 3 | 26 | 7 | 59 | 5 | 61 | 1 | 19 |
| Turkey | - | - | - | - | - | - | 1 | 8 | 1 | 12 |
| Morocco | 1 | 9 | - | - | - | - | | | | |
| Spain | - | - | - | 3 | - | 1 | - | 2 | - | - |
| Belgium | - | 3 | - | - | - | - | | | | |
| Finland | 1 | 13 | 1 | 9 | 1 | 17 | - | - | - | - |
| Singapore | 50 | 80 | - | - | - | - | | | | |
| Bulgaria | - | 1 | - | 2 | - | 1 | - | 1 | - | 1 |
| Hungary | - | - | - | 1 | - | - | | | | |
| Czech Republic | 2 | 15 | - | - | - | - | | | | |
| Netherlands | 1 | 15 | - | - | - | - | | | | |
| Germany | - | 2 | - | 2 | 1 | 9 | 1 | 5 | - | 3 |
| Congo | 1 | 8 | - | - | - | - | | | | |
| Serbia | - | 1 | - | - | - | - | | | | |
| South Africa | 22 | 113 | 11 | 41 | 10 | 50 | 7 | 36 | - | 2 |
| Georgia | - | - | - | - | - | - | - | - | - | 1 |
| Latvia | - | 2 | - | 1 | - | 1 | - | 1 | - | 1 |
| United Kingdom | 4 | 34 | 1 | 6 | 1 | 7 | - | 6 | - | 2 |
| Lithuania | - | - | - | - | - | - | - | 6 | - | 2 |
| Others | - | 1 | 2 | - | 1 | - | 2 | 25 | 4 | 85 |
| **Total** | **7,158** | **19,386** | **6,178** | **17,109** | **7,023** | **22,493** | **7,610** | **32,501** | **7,353** | **22,432** |

**Table 3.50**

**RUSSIA: IMPORT OF GROUND PEPPER BY COUNTRY OF ORIGIN**

| Country of origin | 2014 | | 2015 | | 2016 | | 2017 | | 2018 | |
|---|---|---|---|---|---|---|---|---|---|---|
| | MT | $'000 | MT | $'000 | MT | $'000 | MT | $'000 | MT | $'000 |
| Indonesia | 6 | 68 | 11 | 47 | - | - | 142 | 1,253 | 162 | 1,065 |
| Viet Nam | 236 | 1,820 | 316 | 2,583 | 191 | 1,808 | 116 | 1,067 | 146 | 1,073 |
| China | 165 | 329 | 129 | 299 | 163 | 396 | 154 | 379 | 120 | 299 |
| Brazil | - | - | - | - | 83 | 729 | 17 | 169 | 47 | 330 |
| Uzbekistan | - | 1 | - | - | - | - | 12 | 28 | 38 | 50 |
| Poland | 274 | 1,739 | 113 | 683 | 30 | 224 | 61 | 349 | 30 | 307 |
| India | 61 | 133 | 128 | 209 | 141 | 208 | 30 | 75 | 22 | 121 |
| Germany | 14 | 156 | 17 | 202 | 16 | 192 | 15 | 169 | 20 | 199 |
| Kazakhstan | - | 3 | - | 1 | 1 | 4 | 2 | 7 | 11 | 21 |
| Belarus | 1 | 6 | 1 | 1 | - | - | - | 1 | 8 | 10 |
| Sweden | - | 2 | - | 1 | 2 | 12 | 10 | 182 | 7 | 116 |
| Turkey | - | - | 1 | 2 | - | 1 | 7 | 11 | 5 | 13 |
| France | - | 2 | - | - | - | - | 1 | 6 | 5 | 37 |
| Estonia | 23 | 149 | 18 | 112 | 20 | 129 | 16 | 159 | 4 | 46 |
| Austria | 54 | 598 | 1 | 13 | 3 | 44 | 3 | 32 | 2 | 23 |
| Armenia | - | 2 | - | - | - | 1 | - | - | 1 | 7 |
| Spain | - | - | 9 | 72 | 25 | 214 | 8 | 66 | 1 | 10 |
| Georgia | - | - | - | - | 1 | 5 | - | 6 | - | 6 |
| Italy | 1 | 8 | - | 2 | - | - | 1 | 6 | - | 5 |
| Japan | - | - | - | - | - | 1 | - | 1 | - | 1 |
| Serbia | - | 3 | - | - | - | - | | | | |
| Belgium | - | - | - | - | - | - | | | | |
| Latvia | - | 2 | - | 2 | - | - | - | - | - | 1 |
| Thailand | - | - | - | 1 | - | - | | | | |
| Israel | - | - | - | - | - | 2 | - | - | - | - |
| Ukraine | - | - | - | - | - | - | - | - | - | 1 |
| Finland | - | 1 | - | 1 | - | 1 | - | - | - | - |
| Bulgaria | - | - | - | 1 | - | - | - | 1 | - | - |
| Lithuania | - | - | - | - | - | - | - | 6 | - | 4 |
| Netherlands | 1 | 10 | - | - | - | - | | | | |
| Others | 2 | 2 | - | - | - | 2 | 1 | 4 | 66 | 109 |
| **Total** | **838** | **5,034** | **744** | **4,232** | **676** | **3,973** | **596** | **3,977** | **695** | **3,854** |

**Table 3.51**

**RUSSIA: EXPORT OF WHOLE PEPPER BY COUNTRY OF DESTINATION**

| Country of destination | 2014 | | 2015 | | 2016 | | 2017 | | 2018 | |
|---|---|---|---|---|---|---|---|---|---|---|
| | MT | $'000 | MT | $'000 | MT | $'000 | MT | $'000 | MT | $'000 |
| Belarus | 52 | 489 | 46 | 511 | 34 | 387 | 66 | 616 | 81 | 414 |
| Ukraine | | - | 10 | 122 | 24 | 337 | 39 | 349 | 44 | 296 |
| Kazakhstan | 130 | 1,056 | 50 | 497 | 27 | 335 | 25 | 361 | 30 | 367 |
| Armenia | - | 4 | 1 | 17 | 1 | 10 | 1 | 9 | 6 | 30 |
| Mongolia | 1 | 15 | 2 | 27 | 1 | 16 | 2 | 20 | 3 | 15 |
| Azerbaijan | 3 | 31 | 5 | 69 | 2 | 29 | 2 | 33 | 3 | 32 |
| China | | - | - | - | 1 | 6 | 1 | 11 | 2 | 10 |
| Area Nes | | - | | - | 1 | 11 | 1 | 9 | 2 | 8 |
| Kyrgyzstan | 2 | 16 | 2 | 28 | 2 | 28 | 2 | 32 | 2 | 34 |
| United States of Americ | 1 | 23 | 1 | 7 | 1 | 9 | 1 | 10 | 1 | 9 |
| Israel | - | 1 | - | 3 | - | 3 | - | 3 | - | 5 |
| Tajikistan | - | 2 | - | 1 | - | 1 | - | 1 | - | 1 |
| Canada | - | 3 | - | 1 | | - | | - | - | 1 |
| Germany | - | - | - | 1 | - | 4 | - | 2 | - | 3 |
| Moldova, Republic of | - | 2 | - | 4 | - | 2 | - | 2 | - | 2 |
| Uzbekistan | 1 | 7 | | - | 1 | 7 | | - | | - |
| Georgia | 1 | 7 | - | 3 | 1 | 7 | - | 2 | - | 5 |
| Others | - | 2 | 2 | 1 | - | 1 | - | 3 | 25 | 80 |
| **Total** | **191** | **1,658** | **119** | **1,292** | **96** | **1,193** | **140** | **1,463** | **199** | **1,312** |

**Table 3.52**

**RUSSIA: EXPORT OF GROUND PEPPER BY COUNTRY OF DESTINATION**

| Country of destination | 2014 | | 2015 | | 2016 | | 2017 | | 2018 | |
|---|---|---|---|---|---|---|---|---|---|---|
| | MT | $'000 | MT | $'000 | MT | $'000 | MT | $'000 | MT | $'000 |
| Kazakhstan | 216 | 1,325 | 169 | 1,348 | 135 | 1,182 | 145 | 1,516 | 151 | 1,481 |
| Ukraine | | - | 35 | 189 | 68 | 351 | 79 | 433 | 97 | 387 |
| Belarus | 48 | 242 | 43 | 169 | 68 | 256 | 99 | 492 | 87 | 231 |
| Mongolia | 46 | 137 | 63 | 131 | 42 | 121 | 90 | 252 | 56 | 132 |
| Kyrgyzstan | 14 | 97 | 12 | 104 | 85 | 122 | 15 | 139 | 15 | 142 |
| Azerbaijan | 16 | 152 | 32 | 292 | 24 | 215 | 19 | 147 | 14 | 118 |
| Georgia | 2 | 16 | 6 | 36 | 2 | 12 | 2 | 7 | 4 | 18 |
| Turkmenistan | 3 | 16 | 1 | 1 | | - | 1 | 1 | 3 | 3 |
| Armenia | 3 | 21 | 2 | 20 | 2 | 17 | 3 | 15 | 2 | 9 |
| Tajikistan | 8 | 5 | 4 | 2 | 6 | 4 | 3 | 3 | 1 | 2 |
| Latvia | - | - | - | - | | - | - | 1 | 1 | 2 |
| United States of Americ | 1 | 16 | 1 | 5 | 1 | 7 | 1 | 5 | 1 | 6 |
| China | - | 4 | - | 3 | 1 | 11 | - | 4 | - | 4 |
| Moldova, Republic of | 1 | 5 | 1 | 5 | - | 4 | - | 4 | - | 2 |
| Spain | - | 1 | - | 1 | - | 1 | - | 1 | - | 1 |
| Germany | - | - | - | 2 | - | 4 | - | 2 | - | 5 |
| Canada | - | 3 | - | 1 | | - | | - | | - |
| Cuba | | - | | - | - | 1 | | - | | - |
| Israel | - | 1 | 1 | 5 | 1 | 6 | 1 | 10 | - | 3 |
| United Arab Emirates | | - | - | 1 | - | 1 | - | 1 | - | 1 |
| Japan | - | 1 | - | 1 | - | - | - | 1 | - | 1 |
| Uzbekistan | 10 | 56 | 10 | 61 | 3 | 19 | | - | | - |
| Others | - | 3 | - | - | - | 3 | 3 | 13 | 2 | 2 |
| **Total** | **368** | **2,101** | **380** | **2,377** | **438** | **2,337** | **461** | **3,047** | **434** | **2,550** |

**Table 3.53**

**SINGAPORE: IMPORT OF WHOLE PEPPER BY COUNTRY OF ORIGIN**

| Country of origin | 2014 | | 2015 | | 2016 | | 2017 | | 2018 | |
|---|---|---|---|---|---|---|---|---|---|---|
| | MT | $'000 | MT | $'000 | MT | $'000 | MT | $'000 | MT | $'000 |
| Viet Nam | 13,737 | 103,662 | 9,836 | 88,711 | 1,311 | 10,533 | 967 | 5,091 | 1,905 | 6,138 |
| Indonesia | 8,262 | 89,575 | 6,455 | 79,838 | 3,214 | 34,714 | 2,825 | 19,556 | 1,606 | 7,321 |
| Brazil | 150 | 1,353 | 450 | 4,280 | 100 | 1,005 | 275 | 972 | 890 | 2,814 |
| Malaysia | 2,106 | 17,055 | 1,565 | 15,063 | 1,066 | 8,932 | 760 | 4,210 | 537 | 2,155 |
| Madagascar | 134 | 1,065 | 182 | 1,506 | 118 | 860 | 25 | 168 | 40 | 119 |
| India | 253 | 1,055 | 631 | 4,682 | 19 | 71 | 58 | 303 | 21 | 128 |
| Korea, Republic of | 7 | 79 | 7 | 91 | 7 | 81 | 9 | 100 | 14 | 136 |
| Germany | - | 3 | 4 | 13 | - | 5 | 3 | 32 | 5 | 42 |
| United States of Amer | 28 | 333 | 2 | 105 | 3 | 120 | 3 | 131 | 4 | 163 |
| United Kingdom | 1 | 8 | - | 6 | - | 5 | 3 | 41 | 4 | 77 |
| Spain | 2 | 5 | - | - | 2 | 4 | 4 | 8 | 4 | 14 |
| China | 40 | 471 | 30 | 431 | 32 | 422 | 14 | 156 | 4 | 46 |
| Sri Lanka | 238 | 1,903 | 154 | 1,439 | - | 3 | 1 | 8 | 2 | 25 |
| Thailand | 1 | 20 | 2 | 28 | - | 5 | 2 | 23 | 1 | 14 |
| South Africa | 1 | 12 | 1 | 22 | 1 | 15 | - | 15 | 1 | 30 |
| Australia | 1 | 13 | 2 | 14 | 1 | 11 | 1 | 11 | 1 | 10 |
| Taipei, Chinese | 1 | 4 | 1 | 5 | 1 | 10 | 10 | 69 | 1 | 9 |
| Japan | - | 4 | - | 3 | 1 | 25 | - | 7 | - | 9 |
| Hong Kong, China | - | 2 | - | 2 | - | - | | - | - | 1 |
| France | - | 3 | - | 4 | - | 4 | - | 7 | - | 6 |
| Cambodia | | - | | - | - | 6 | - | 3 | - | 13 |
| Philippines | | - | 1 | 11 | | - | | - | | |
| Sweden | - | 1 | | - | | - | | - | | |
| Colombia | - | 2 | | - | | - | | - | | |
| Italy | - | 5 | - | 8 | 1 | 18 | - | 7 | - | 16 |
| Bangladesh | - | - | - | 1 | - | 1 | | - | - | - |
| United Arab Emirates | | - | 194 | 1,682 | | - | | - | - | 1 |
| Turkey | | - | - | - | | - | | - | | |
| Greece | - | 2 | | - | | - | - | 1 | - | - |
| Norway | | - | | - | | - | - | 1 | - | - |
| Egypt | | - | 27 | 210 | | - | | - | | |
| Netherlands | | - | | - | - | - | - | 2 | - | 3 |
| Others | - | - | 2 | - | 2 | - | 1 | - | 1 | 1 |
| **Total** | **24,962** | **216,635** | **19,546** | **198,155** | **5,879** | **56,850** | **4,961** | **30,922** | **5,041** | **19,291** |

**Table 3.54**

**SINGAPORE: IMPORT OF GROUND PEPPER BY COUNTRY OF ORIGIN**

| Country of origin | 2014 | | 2015 | | 2016 | | 2017 | | 2018 | |
|---|---|---|---|---|---|---|---|---|---|---|
| | MT | $'000 | MT | $'000 | MT | $'000 | MT | $'000 | MT | $'000 |
| Malaysia | 364 | 1,525 | 387 | 1,866 | 385 | 1,779 | 411 | 1,521 | 435 | 1,368 |
| Viet Nam | 1,337 | 4,416 | 23 | 227 | 21 | 210 | 36 | 244 | 124 | 480 |
| Indonesia | 99 | 373 | 88 | 433 | 64 | 673 | 88 | 719 | 81 | 450 |
| United States of Ameri | 140 | 1,225 | 44 | 462 | 31 | 394 | 39 | 322 | 17 | 199 |
| Thailand | 2 | 24 | 2 | 32 | - | 2 | 1 | 8 | 16 | 148 |
| India | 16 | 176 | 29 | 102 | 8 | 66 | 6 | 53 | 14 | 101 |
| China | 15 | 61 | 18 | 90 | 20 | 111 | 16 | 109 | 14 | 99 |
| Japan | 4 | 62 | 3 | 40 | 3 | 60 | 3 | 59 | 14 | 144 |
| Korea, Republic of | 3 | 20 | 7 | 35 | 10 | 55 | 4 | 32 | 10 | 54 |
| Taipei, Chinese | 2 | 19 | 2 | 15 | 1 | 13 | 1 | 24 | 3 | 51 |
| Germany | 12 | 117 | 8 | 91 | 14 | 163 | 4 | 43 | 2 | 14 |
| United Kingdom | - | 7 | 2 | 26 | 1 | 15 | 1 | 21 | 2 | 19 |
| Spain | 3 | 14 | - | 2 | 4 | 18 | 2 | 10 | 2 | 8 |
| Netherlands | 6 | 63 | 11 | 119 | 7 | 94 | 6 | 67 | 2 | 21 |
| Hong Kong, China | 1 | 7 | 2 | 15 | 2 | 15 | 2 | 13 | 1 | 8 |
| Australia | 1 | 11 | 1 | 26 | - | 13 | - | 8 | 1 | 9 |
| Sri Lanka | 14 | 14 | - | 6 | - | 1 | - | 1 | - | 4 |
| Philippines | 19 | 176 | - | - | | - | | - | | |
| United Arab Emirates | - | 4 | - | 4 | - | 3 | - | 5 | - | 4 |
| France | - | 8 | - | 7 | - | 6 | - | 17 | - | 11 |
| South Africa | 1 | 10 | - | 3 | - | 7 | - | - | - | 1 |
| Belgium | - | 4 | - | 3 | 1 | 11 | - | 3 | - | 1 |
| Bangladesh | | - | 1 | 4 | | - | | - | | |
| Madagascar | | - | 1 | 12 | | - | | - | | |
| Italy | 1 | 12 | - | 5 | - | 7 | - | 5 | - | 4 |
| Serbia | | - | | - | | - | | - | | |
| Mexico | | - | | - | | - | | - | | |
| Cambodia | | - | 1 | 10 | | - | | - | | |
| Canada | 1 | 4 | | - | | - | | - | | |
| Brazil | | - | | - | | - | - | 5 | - | 11 |
| Israel | | - | - | 2 | - | 3 | | - | - | - |
| Fiji | | - | | - | - | - | - | - | - | - |
| Pakistan | | - | - | 2 | - | 1 | - | 3 | - | - |
| Kuwait | | - | | - | | - | - | 1 | - | - |
| Others | 2 | 8 | 1 | - | 1 | 2 | 2 | 2 | 2 | 14 |
| **Total** | **2,043** | **8,360** | **631** | **3,639** | **573** | **3,722** | **622** | **3,295** | **740** | **3,223** |

**Table 3.55**
**SINGAPORE: EXPORT OF WHOLE PEPPER BY COUNTRY OF DESTINATION**

| Country of destination | 2014 | | 2015 | | 2016 | | 2017 | | 2018 | |
|---|---|---|---|---|---|---|---|---|---|---|
| | MT | $'000 | MT | $'000 | MT | $'000 | MT | $'000 | MT | $'000 |
| India | 3,389 | 23,897 | 169 | 1,909 | 152 | 1,351 | 163 | 861 | 633 | 2,187 |
| Viet Nam | 1,667 | 21,227 | 1,041 | 12,173 | 1,044 | 5,809 | 326 | 1,741 | 410 | 1,469 |
| United States of Amer | 3,794 | 35,935 | 4,879 | 52,160 | 797 | 8,054 | 486 | 3,338 | 343 | 1,879 |
| Turkey | 841 | 6,151 | 939 | 7,676 | 97 | 223 | 15 | 21 | 294 | 682 |
| United Arab Emirates | 6,745 | 47,119 | 5,716 | 46,480 | 35 | 233 | 57 | 196 | 243 | 723 |
| Myanmar | 27 | 166 | | - | | - | 31 | 134 | 167 | 501 |
| South Africa | 359 | 3,525 | 320 | 3,730 | 256 | 2,690 | 213 | 1,504 | 162 | 664 |
| Taipei, Chinese | 171 | 1,236 | 152 | 1,516 | 178 | 2,126 | 173 | 1,646 | 144 | 708 |
| Japan | 249 | 2,965 | 254 | 3,517 | 218 | 2,758 | 155 | 1,307 | 144 | 827 |
| Bangladesh | 260 | 970 | 378 | 2,346 | 90 | 406 | 237 | 890 | 95 | 288 |
| France | 373 | 4,247 | 199 | 2,329 | 107 | 1,301 | 197 | 1,855 | 79 | 397 |
| Thailand | - | - | | - | 1 | 3 | 15 | 61 | 71 | 541 |
| Germany | 949 | 10,761 | 1,252 | 16,540 | 815 | 9,698 | 554 | 4,840 | 65 | 246 |
| Pakistan | 316 | 2,145 | 164 | 1,505 | 158 | 1,143 | 16 | 93 | 59 | 176 |
| Nigeria | 76 | 351 | 77 | 441 | 69 | 379 | 64 | 303 | 52 | 127 |
| Malaysia | 138 | 1,427 | 121 | 1,379 | 55 | 491 | 69 | 475 | 43 | 168 |
| Philippines | 61 | 489 | 139 | 1,196 | 48 | 437 | | - | 33 | 99 |
| Dominican Republic | 34 | 259 | 18 | 166 | 64 | 513 | 28 | 160 | 32 | 88 |
| Brunei Darussalam | 26 | 257 | 34 | 318 | 28 | 303 | 26 | 244 | 22 | 146 |
| Netherlands | 443 | 3,991 | 400 | 3,916 | 46 | 373 | 46 | 405 | 15 | 64 |
| Haiti | 4 | 37 | 3 | 21 | 5 | 38 | 13 | 62 | 11 | 33 |
| Mauritius | 19 | 121 | 7 | 60 | 14 | 78 | 23 | 119 | 7 | 25 |
| Hong Kong, China | 5 | 74 | 26 | 321 | 21 | 230 | 7 | 53 | 6 | 32 |
| Fiji | 6 | 57 | 9 | 101 | 3 | 34 | 4 | 30 | 6 | 30 |
| Maldives | 4 | 37 | - | 1 | | - | - | 1 | 3 | 8 |
| Timor-Leste | - | 1 | 1 | 9 | 1 | 10 | - | 7 | 1 | 10 |
| China | | - | - | 13 | | - | - | - | - | 1 |
| United Kingdom | 90 | 1,013 | 150 | 2,139 | 180 | 2,278 | 15 | 148 | - | - |
| Bolivia | 6 | 49 | | - | | - | 5 | 40 | - | - |
| Qatar | | - | | - | | - | - | 2 | - | - |
| New Zealand | - | 2 | 1 | 10 | - | 1 | - | 3 | - | 1 |
| Saudi Arabia | 356 | 2,811 | 308 | 2,830 | 96 | 828 | | - | - | - |
| Korea, Republic of | 113 | 1,252 | 38 | 472 | 1 | 2 | - | 1 | - | 2 |
| Cambodia | - | 2 | | - | - | 1 | - | 2 | - | 1 |
| Seychelles | - | 1 | | - | - | 1 | - | 1 | - | 2 |
| Ukraine | | - | | - | 49 | 392 | 50 | 282 | - | - |
| Australia | 67 | 988 | 187 | 2,384 | 247 | 2,999 | 116 | 922 | - | - |
| Colombia | | - | | - | | - | 81 | 447 | - | - |
| Indonesia | 1,030 | 8,791 | - | 2 | 49 | 257 | 25 | 129 | - | 6 |
| Italy | 91 | 473 | 30 | 346 | 79 | 795 | | - | - | - |
| Others | 2,077 | 16,074 | 1,279 | 10,999 | 33 | 325 | - | 3 | 885 | 2,752 |
| **Total** | **23,786** | **198,901** | **18,291** | **179,005** | **5,036** | **46,560** | **3,210** | **22,326** | **4,025** | **14,883** |

**Table 3.56**
**SINGAPORE: EXPORT OF GROUND PEPPER BY COUNTRY OF DESTINATION**

| Country of destination | 2014 | | 2015 | | 2016 | | 2017 | | 2018 | |
|---|---|---|---|---|---|---|---|---|---|---|
| | MT | $'000 | MT | $'000 | MT | $'000 | MT | $'000 | MT | $'000 |
| Thailand | 11 | 154 | 11 | 175 | 11 | 152 | 45 | 476 | 399 | 3,429 |
| South Africa | 21 | 164 | 1 | 7 | | - | 154 | 2,159 | 138 | 1,683 |
| Japan | 416 | 5,214 | 184 | 2,454 | 226 | 2,794 | 238 | 2,107 | 115 | 814 |
| China | 91 | 1,434 | 29 | 431 | 45 | 670 | 38 | 597 | 41 | 520 |
| Korea, Republic of | 16 | 196 | 15 | 214 | 20 | 260 | 11 | 66 | 27 | 167 |
| Philippines | 267 | 2,746 | 136 | 1,516 | 77 | 751 | 139 | 1,086 | 15 | 66 |
| India | - | 3 | - | 1 | 12 | 106 | | - | 13 | 40 |
| Malaysia | 84 | 677 | 40 | 419 | 22 | 317 | 19 | 238 | 9 | 99 |
| Taipei, Chinese | 7 | 110 | 10 | 193 | 9 | 171 | 8 | 145 | 7 | 124 |
| Brunei Darussalam | 2 | 12 | 2 | 15 | 1 | 8 | 2 | 18 | 6 | 32 |
| New Zealand | 5 | 65 | | - | 7 | 93 | 6 | 55 | 4 | 32 |
| Australia | - | 10 | 4 | 44 | 3 | 52 | 4 | 54 | 3 | 48 |
| Timor-Leste | 1 | 4 | - | 4 | 1 | 13 | 1 | 4 | 2 | 8 |
| Hong Kong, China | 1 | 22 | 1 | 98 | - | 3 | - | 5 | 1 | 5 |
| Fiji | - | 4 | 1 | 14 | 1 | 10 | 1 | 6 | 1 | 9 |
| Indonesia | 7 | 45 | 5 | 33 | 3 | 15 | 4 | 18 | - | 1 |
| Saudi Arabia | | - | | - | 6 | 25 | | - | - | - |
| Korea, Democratic Peo | - | 2 | | - | | - | | - | | |
| Macao, China | | - | | - | - | 1 | - | 2 | - | 2 |
| Bulgaria | | - | 13 | 111 | | - | | - | | |
| United Arab Emirates | 420 | 641 | - | 1 | - | - | - | - | - | - |
| Bangladesh | | - | | - | | - | | - | | |
| United States of Ameri | 186 | 2,495 | 50 | 668 | | - | - | - | - | - |
| Cambodia | - | 1 | | - | - | 1 | - | 1 | - | - |
| Maldives | 1 | 5 | - | 2 | 1 | 11 | 1 | 12 | - | 1 |
| Russian Federation | 25 | 28 | | - | | - | | - | | |
| Viet Nam | 28 | 186 | 275 | 1,269 | 1 | 8 | 1 | 10 | - | 3 |
| Seychelles | - | 2 | - | 1 | - | 1 | - | 1 | - | 3 |
| Myanmar | | - | 1 | 6 | - | 2 | - | 3 | - | 2 |
| Sri Lanka | | - | 1 | 6 | - | 1 | - | - | - | - |
| Netherlands | | - | 1 | 9 | | - | | - | | |
| Kenya | 15 | 189 | | - | | - | | - | | |
| Italy | 12 | 19 | | - | | - | | - | | |
| France | | - | 1 | 5 | | - | | - | | |
| United Kingdom | - | 30 | 13 | 41 | | - | | - | | |
| Vanuatu | | - | | - | - | 1 | | - | - | - |
| Panama | 3 | 4 | 2 | 4 | | - | | - | | |
| Papua New Guinea | | - | | - | 1 | 2 | | - | - | - |
| Mauritius | | - | - | 1 | | - | | - | | |
| Others | - | 2 | 1 | - | 2 | 2 | - | 2 | 2 | |
| **Total** | **1,619** | **14,464** | **797** | **7,742** | **449** | **5,470** | **672** | **7,065** | **783** | **7,088** |

**Table 3.57**
**SOUTH AFRICA: IMPORT OF WHOLE PEPPER BY COUNTRY OF ORIGIN**

| Country of origin | 2014 | | 2015 | | 2016 | | 2017 | | 2018 | |
|---|---|---|---|---|---|---|---|---|---|---|
| | MT | $'000 | MT | $'000 | MT | $'000 | MT | $'000 | MT | $'000 |
| Viet Nam | 1,317 | 10,475 | 1,718 | 16,599 | 1,810 | 15,705 | 1,732 | 11,218 | 1,831 | 6,939 |
| Singapore | 189 | 1,815 | 158 | 1,887 | 161 | 2,031 | 121 | 932 | 158 | 718 |
| Brazil | 72 | 703 | 56 | 568 | 58 | 445 | 150 | 769 | 113 | 456 |
| Indonesia | 16 | 169 | 271 | 3,118 | 110 | 1,027 | 137 | 843 | 64 | 277 |
| India | 156 | 1,140 | 204 | 1,372 | 119 | 751 | 80 | 528 | 46 | 299 |
| Mexico | 39 | 155 | - | - | 11 | 22 | 1 | 5 | 37 | 96 |
| Spain | 16 | 49 | 12 | 47 | 14 | 51 | 13 | 51 | 22 | 58 |
| Malaysia | 262 | 1,530 | 185 | 1,035 | 195 | 1,134 | 108 | 554 | 19 | 93 |
| Madagascar | 21 | 202 | - | - | 3 | 22 | - | - | 18 | 51 |
| Ecuador | - | - | - | - | - | - | - | - | 15 | 34 |
| Malawi | 18 | 50 | 55 | 93 | 41 | 92 | 36 | 55 | 10 | 1 |
| Netherlands | - | - | 22 | 90 | - | - | - | - | 5 | 41 |
| China | 34 | 363 | 8 | 10 | 1 | 21 | 18 | 123 | 3 | 38 |
| Japan | - | - | 25 | 34 | 5 | 36 | 1 | 7 | 3 | 17 |
| South Africa | 5 | 64 | - | - | 13 | 51 | - | - | 2 | 10 |
| Italy | 3 | 76 | 6 | 74 | 4 | 95 | 4 | 67 | 2 | 92 |
| Guatemala | 10 | 40 | - | - | - | - | - | - | 1 | 2 |
| Sri Lanka | - | 5 | - | - | - | 3 | - | 3 | 1 | 10 |
| Sweden | - | - | - | - | - | - | | | | |
| Lesotho | 1 | 1 | - | - | - | - | | | | |
| France | - | 3 | - | - | - | 4 | - | 1 | - | 2 |
| Ghana | - | - | - | - | - | - | | | | |
| Hong Kong, China | - | - | - | - | - | - | - | - | - | 3 |
| Thailand | - | 1 | - | 1 | - | - | 1 | 1 | - | - |
| Pakistan | - | - | - | 1 | - | - | | | | |
| Turkey | 1 | 1 | - | - | - | - | - | 1 | - | - |
| Australia | - | 1 | - | - | - | - | | | | |
| United Kingdom | - | 4 | 1 | 6 | - | 2 | 1 | 7 | - | - |
| Germany | - | 2 | - | - | 1 | 4 | 1 | 4 | - | - |
| Swaziland | 1 | - | - | - | - | - | | | | |
| Zimbabwe | - | - | - | - | - | - | 1,104 | 568 | - | - |
| Belgium | - | - | - | - | 1 | 13 | - | - | - | - |
| Nigeria | - | - | 5 | - | 5 | - | 2 | - | - | - |
| United Arab Emirates | - | - | - | - | 16 | 187 | 2 | 3 | - | - |
| Botswana | - | - | - | - | - | - | 4 | 20 | - | - |
| United States of Americ | - | 5 | - | - | - | - | - | - | - | - |
| Ethiopia | - | - | - | - | - | - | - | - | - | - |
| Namibia | 2 | - | - | - | - | - | - | - | - | - |
| Others | 1 | 1 | - | 2 | - | 2 | 8 | 43 | 2 | 10 |
| **Total** | **2,164** | **16,855** | **2,726** | **24,937** | **2,568** | **21,698** | **3,524** | **15,803** | **2,352** | **9,247** |

**Table 3.58**
**SOUTH AFRICA: IMPORT OF GROUND PEPPER BY COUNTRY OF ORIGIN**

| Country of origin | 2014 | | 2015 | | 2016 | | 2017 | | 2018 | |
|---|---|---|---|---|---|---|---|---|---|---|
| | MT | $'000 | MT | $'000 | MT | $'000 | MT | $'000 | MT | $'000 |
| Viet Nam | 506 | 3,587 | 415 | 3,999 | 666 | 6,033 | 787 | 5,061 | 720 | 2,901 |
| China | 534 | 835 | 6 | 65 | 28 | 75 | 138 | 287 | 172 | 322 |
| Thailand | 1 | 2 | - | 3 | 2 | 5 | 1 | 3 | 164 | 2,071 |
| Singapore | 200 | 2,330 | 410 | 6,313 | 216 | 3,371 | 186 | 2,748 | 146 | 1,885 |
| India | 87 | 553 | 114 | 911 | 76 | 596 | 86 | 499 | 78 | 464 |
| Brazil | 10 | 120 | 14 | 186 | 11 | 172 | 31 | 453 | 45 | 404 |
| Turkey | - | - | 2 | 1 | - | - | - | - | 17 | 25 |
| Nigeria | 6 | 1 | 15 | 2 | 20 | 4 | 9 | 2 | 8 | 1 |
| Malaysia | - | - | - | - | - | - | 1 | 24 | 5 | 24 |
| Indonesia | 1 | 18 | 8 | 36 | 23 | 226 | 7 | 62 | 2 | 12 |
| Malawi | 167 | 349 | 24 | 1 | 19 | 3 | 70 | 108 | 2 | - |
| Germany | 18 | 82 | 15 | 130 | 16 | 248 | 4 | 55 | 1 | 21 |
| Netherlands | 12 | 54 | - | - | 1 | 12 | 24 | 157 | 1 | 10 |
| United States of Americ | - | - | - | - | - | 2 | 1 | 6 | - | - |
| Swaziland | - | - | - | - | - | - | | | | |
| Hungary | - | - | - | - | - | - | | | | |
| Pakistan | - | - | - | 2 | - | - | - | 1 | - | 3 |
| Italy | - | 1 | - | 1 | - | 1 | - | - | - | - |
| Taipei, Chinese | 1 | 1 | - | - | - | - | | | | |
| Korea, Republic of | - | - | - | - | - | - | - | 1 | - | - |
| United Arab Emirates | 1 | 1 | - | - | - | - | | | | |
| Botswana | 1 | 4 | - | - | - | 1 | - | - | - | - |
| Ethiopia | 115 | 195 | 3 | 3 | 2 | 2 | 7 | 5 | - | - |
| Madagascar | 9 | 8 | - | - | - | - | | | | |
| Spain | 74 | 196 | 109 | 247 | 121 | 320 | 96 | 226 | - | - |
| Hong Kong, China | - | - | - | - | - | - | | | | |
| Sri Lanka | - | - | 6 | 68 | - | - | - | - | - | 1 |
| Austria | 2 | 14 | - | - | - | - | 1 | 6 | - | - |
| Switzerland | - | - | - | - | - | - | - | - | - | 4 |
| Namibia | 13 | 1 | - | - | 12 | 18 | - | - | - | - |
| United Kingdom | 1 | 8 | - | - | - | - | - | 4 | - | - |
| Ghana | - | - | - | - | - | - | - | - | - | - |
| Zimbabwe | 3 | 2 | 197 | 400 | - | - | | | | |
| Greece | - | - | - | - | - | - | - | 2 | - | - |
| Others | 2 | - | - | 2 | - | - | 23 | 64 | 17 | 39 |
| **Total** | **1,764** | **8,362** | **1,338** | **12,370** | **1,213** | **11,089** | **1,472** | **9,774** | **1,378** | **8,187** |

**Table 3.59**
**SOUTH AFRICA: EXPORT OF WHOLE PEPPER BY COUNTRY OF DESTINATION**

| Country of destination | 2014 | | 2015 | | 2016 | | 2017 | | 2018 | |
|---|---|---|---|---|---|---|---|---|---|---|
| | MT | $'000 | MT | $'000 | MT | $'000 | MT | $'000 | MT | $'000 |
| Australia | 301 | 1,826 | 353 | 1,844 | 601 | 2,859 | 870 | 4,447 | 727 | 3,475 |
| United States of Americ | 437 | 2,798 | 463 | 3,258 | 506 | 3,907 | 749 | 5,075 | 500 | 5,986 |
| Japan | 205 | 1,276 | 223 | 1,349 | 169 | 1,226 | 396 | 2,846 | 355 | 2,339 |
| Lesotho | 35 | 28 | 67 | 41 | 58 | 50 | 112 | 121 | 175 | 132 |
| United Kingdom | 476 | 2,476 | 497 | 2,097 | 563 | 2,620 | 136 | 824 | 163 | 1,148 |
| Namibia | 1,173 | 359 | 307 | 336 | 228 | 224 | 210 | 303 | 143 | 225 |
| Eswatini | 93 | 29 | 75 | 31 | 104 | 38 | 149 | 38 | 95 | 37 |
| Canada | 21 | 204 | 35 | 345 | 77 | 628 | 121 | 971 | 93 | 847 |
| Botswana | 46 | 78 | 43 | 64 | 35 | 67 | 93 | 129 | 87 | 119 |
| Mozambique | 24 | 43 | 22 | 29 | 32 | 45 | 31 | 50 | 33 | 59 |
| Netherlands | 32 | 289 | 58 | 378 | 48 | 435 | 37 | 552 | 25 | 422 |
| Ireland | 8 | 82 | 15 | 84 | 14 | 116 | 21 | 179 | 20 | 248 |
| Area Nes | | - | | - | 3 | 14 | | - | 15 | 7 |
| New Zealand | 122 | 875 | 69 | 438 | 35 | 244 | 35 | 199 | 14 | 125 |
| Zambia | 5 | 28 | 9 | 35 | 10 | 37 | 11 | 65 | 12 | 59 |
| Brazil | 58 | 321 | 25 | 196 | 13 | 301 | 26 | 390 | 11 | 94 |
| Israel | 3 | 30 | 5 | 43 | 7 | 60 | 11 | 67 | 10 | 79 |
| France | 12 | 96 | 5 | 37 | 4 | 28 | 6 | 44 | 9 | 54 |
| Belgium | 10 | 116 | 7 | 88 | 7 | 88 | 5 | 68 | 8 | 124 |
| Singapore | 3 | 24 | 3 | 29 | 2 | 27 | 9 | 73 | 7 | 64 |
| Saudi Arabia | | - | | - | | - | 5 | 40 | 6 | 52 |
| Zimbabwe | 74 | 145 | 87 | 90 | 44 | 97 | 12 | 23 | 6 | 32 |
| Congo | 8 | 18 | 5 | 11 | 7 | 10 | 2 | 9 | 6 | 38 |
| Hong Kong, China | 3 | 30 | 2 | 21 | 4 | 37 | 25 | 117 | 5 | 30 |
| United Arab Emirates | - | 2 | | - | 2 | 10 | 6 | 44 | 5 | 33 |
| Angola | 1 | 11 | 4 | 9 | 4 | 19 | 7 | 30 | 4 | 28 |
| Mauritius | 1 | 4 | 41 | 45 | 6 | 24 | 3 | 20 | 4 | 35 |
| Switzerland | 9 | 173 | 7 | 136 | 7 | 150 | 6 | 89 | 3 | 68 |
| Qatar | | - | | - | | - | 2 | 24 | 3 | 26 |
| Uruguay | | - | | - | 1 | 10 | 3 | 12 | 1 | 6 |
| Germany | 5 | 46 | 2 | 27 | 3 | 32 | 2 | 24 | 1 | 26 |
| Madagascar | - | - | | - | - | 1 | 2 | 48 | - | - |
| Russian Federation | 10 | 128 | - | 8 | 5 | 42 | 2 | 30 | | - |
| Sweden | - | 5 | - | 3 | - | 4 | - | 4 | - | 2 |
| Bahrain | - | 4 | - | 1 | 3 | 23 | | - | | - |
| Italy | | - | | - | 1 | 8 | 1 | 4 | | - |
| Malawi | - | 4 | 1 | 6 | 1 | 7 | 1 | 8 | - | 3 |
| Ethiopia | | - | 5 | 17 | 1 | 42 | | - | | - |
| China | | - | 2 | 11 | 4 | 23 | 9 | 58 | - | 1 |
| Spain | 4 | 46 | 6 | 58 | 7 | 81 | 11 | 108 | - | 6 |
| Others | 7 | 49 | 3 | 19 | 9 | 91 | 15 | 48 | 15 | 81 |
| **Total** | **3,186** | **11,643** | **2,446** | **11,184** | **2,625** | **13,725** | **3,142** | **17,181** | **2,561** | **16,110** |

**Table 3.60**
**SOUTH AFRICA: EXPORT OF GROUND PEPPER BY COUNTRY OF DESTINATION**

| Country of destination | 2014 | | 2015 | | 2016 | | 2017 | | 2018 | |
|---|---|---|---|---|---|---|---|---|---|---|
| | MT | $'000 | MT | $'000 | MT | $'000 | MT | $'000 | MT | $'000 |
| Botswana | 597 | 631 | 1,056 | 730 | 1,197 | 767 | 1,598 | 951 | 1,517 | 1,067 |
| Namibia | 198 | 388 | 224 | 434 | 139 | 377 | 197 | 414 | 162 | 387 |
| Mozambique | 39 | 86 | 40 | 93 | 11 | 42 | 30 | 67 | 98 | 83 |
| Netherlands | 7 | 41 | - | - | 16 | 14 | 27 | 55 | 56 | 105 |
| Lesotho | 8 | 13 | 27 | 42 | 49 | 43 | 59 | 55 | 54 | 60 |
| Eswatini | 27 | 28 | 45 | 24 | 30 | 29 | 39 | 49 | 46 | 33 |
| Zambia | 27 | 188 | 22 | 142 | 26 | 179 | 37 | 265 | 32 | 255 |
| Kenya | 25 | 74 | 22 | 113 | 7 | 89 | 11 | 138 | 20 | 125 |
| United States of Americ | 8 | 81 | 91 | 554 | 220 | 1,222 | 196 | 825 | 16 | 124 |
| Zimbabwe | 44 | 178 | 20 | 189 | 60 | 253 | 10 | 41 | 14 | 118 |
| United Kingdom | - | 1 | 7 | 80 | - | 2 | 4 | 31 | 10 | 107 |
| Mauritius | 5 | 16 | 2 | 12 | 4 | 21 | 5 | 31 | 9 | 40 |
| Angola | 11 | 65 | 8 | 30 | 12 | 92 | 6 | 64 | 6 | 49 |
| Area Nes | | - | | - | 13 | 25 | | - | 5 | 2 |
| Hong Kong, China | 4 | 20 | 3 | 13 | 9 | 44 | 8 | 39 | 4 | 21 |
| Malawi | 2 | 15 | 3 | 13 | 2 | 14 | 3 | 25 | 3 | 22 |
| Ghana | 2 | 20 | 2 | 14 | 1 | 5 | 1 | 13 | 2 | 13 |
| Congo | 2 | 4 | 2 | 13 | 3 | 6 | 2 | 10 | 2 | 7 |
| Chad | | - | | - | | - | | - | 1 | 11 |
| Seychelles | 1 | 4 | 5 | 17 | - | 2 | 1 | 4 | 1 | 9 |
| France | | - | 1 | 1 | - | 1 | - | 4 | 1 | 8 |
| Japan | 3 | 33 | 1 | 14 | 1 | 6 | 3 | 24 | 1 | 13 |
| Canada | 50 | 477 | 31 | 295 | 25 | 273 | 35 | 379 | | - |
| Ethiopia | | - | 8 | 52 | 1 | 11 | - | 1 | | - |
| Others | 71 | 204 | 9 | 50 | 9 | 91 | 10 | 82 | 6 | 40 |
| **Total** | **1,131** | **2,567** | **1,629** | **2,925** | **1,835** | **3,608** | **2,282** | **3,567** | **2,066** | **2,699** |

**Table 3.61**
**SPAIN: IMPORT OF WHOLE PEPPER BY COUNTRY OF ORIGIN**

| Country of origin | 2014 | | 2015 | | 2016 | | 2017 | | 2018 | |
|---|---|---|---|---|---|---|---|---|---|---|
| | MT | $'000 | MT | $'000 | MT | $'000 | MT | $'000 | MT | $'000 |
| Viet Nam | 4,166 | 31,255 | 3,566 | 33,683 | 4,393 | 36,675 | 2,936 | 16,832 | 2,083 | 7,439 |
| Brazil | 1,473 | 12,503 | 2,776 | 24,345 | 2,387 | 20,062 | 4,398 | 23,180 | 1,017 | 3,145 |
| Netherlands | 526 | 4,118 | 506 | 5,192 | 539 | 4,880 | 466 | 3,243 | 377 | 1,764 |
| Germany | 137 | 1,346 | 243 | 2,325 | 191 | 2,043 | 246 | 1,757 | 284 | 1,263 |
| Malaysia | 226 | 2,109 | 274 | 3,000 | 371 | 3,496 | 452 | 3,403 | 276 | 1,207 |
| Indonesia | 24 | 331 | 82 | 967 | 191 | 1,929 | 90 | 578 | 203 | 881 |
| India | 529 | 2,173 | 550 | 2,764 | 208 | 2,016 | 202 | 1,594 | 131 | 836 |
| China | - | 2 | | - | 1 | 18 | 2 | 28 | 86 | 185 |
| Ecuador | 41 | 403 | 95 | 901 | 36 | 307 | 30 | 114 | 82 | 335 |
| Sri Lanka | 111 | 884 | 155 | 1,502 | 89 | 844 | 6 | 69 | 50 | 318 |
| France | 59 | 522 | 36 | 379 | 12 | 135 | 5 | 57 | 40 | 411 |
| Madagascar | 16 | 78 | | - | 33 | 115 | 37 | 101 | 28 | 82 |
| Mexico | 94 | 377 | 65 | 259 | 165 | 644 | 145 | 327 | 23 | 54 |
| United Kingdom | 8 | 114 | 3 | 71 | 2 | 47 | 6 | 107 | 23 | 78 |
| Singapore | | - | 16 | 240 | 5 | 66 | | - | 16 | 78 |
| Belgium | 1 | 11 | 3 | 31 | 5 | 57 | 6 | 50 | 16 | 111 |
| Guatemala | 8 | 36 | 5 | 20 | 5 | 18 | 9 | 32 | 7 | 22 |
| Romania | 2 | 10 | 1 | 2 | 2 | 21 | 7 | 70 | 3 | 9 |
| Lithuania | | - | | - | | - | 3 | 26 | 2 | 10 |
| Czech Republic | | - | | - | | - | 2 | 135 | 2 | 36 |
| Dominican Republic | - | 2 | - | - | - | 1 | - | 1 | - | 1 |
| Canada | | - | | - | 15 | 130 | | - | | |
| Poland | 10 | 87 | 21 | 83 | 16 | 32 | 20 | 38 | - | - |
| South Africa | 2 | 37 | 4 | 62 | 4 | 72 | 1 | 43 | - | 1 |
| Finland | 33 | 305 | 40 | 269 | | - | | - | | |
| Peru | - | 1 | - | 3 | - | 3 | - | 3 | - | 2 |
| Italy | 21 | 267 | - | 4 | 6 | 73 | 1 | 6 | - | 3 |
| Portugal | - | - | 3 | 10 | 1 | 5 | - | - | - | 21 |
| Hong Kong, China | | - | | - | | - | - | 1 | - | - |
| Sweden | | - | 2 | 30 | | - | 1 | 4 | - | - |
| Austria | - | 6 | - | 5 | - | 5 | - | 4 | - | 5 |
| Thailand | - | 3 | | - | | - | 5 | 28 | | |
| Tanzania, United Republic of | | - | | - | | - | - | 2 | | |
| Morocco | 7 | 26 | | - | 1 | 3 | | - | - | - |
| United Arab Emirates | | - | | - | 24 | 298 | | - | | |
| Denmark | - | - | 2 | 46 | - | 1 | | - | - | - |
| United States of Americ | 1 | 9 | | - | - | - | | - | - | - |
| Japan | | - | | - | | - | - | - | - | - |
| Kenya | | - | | - | - | 1 | | - | - | - |
| Others | 2 | 1 | 1 | 14 | 2 | 2 | 2 | 1 | 4 | 29 |
| **Total** | **7,497** | **57,016** | **8,449** | **76,207** | **8,704** | **73,999** | **9,078** | **51,834** | **4,753** | **18,326** |

**Table 3.62**
**SPAIN: IMPORT OF GROUND PEPPER BY COUNTRY OF ORIGIN**

| Country of origin | 2014 | | 2015 | | 2016 | | 2017 | | 2018 | |
|---|---|---|---|---|---|---|---|---|---|---|
| | MT | $'000 | MT | $'000 | MT | $'000 | MT | $'000 | MT | $'000 |
| Germany | 236 | 2,632 | 234 | 2,556 | 175 | 2,082 | 156 | 1,718 | 156 | 1,307 |
| Belgium | 56 | 144 | 70 | 144 | 55 | 113 | 66 | 133 | 151 | 317 |
| France | 133 | 1,584 | 219 | 1,086 | 227 | 1,342 | 118 | 623 | 65 | 473 |
| Viet Nam | 132 | 995 | 199 | 843 | 239 | 1,633 | 207 | 1,278 | 56 | 343 |
| India | 1,362 | 2,452 | 1,234 | 2,204 | 664 | 1,749 | 54 | 509 | 22 | 126 |
| Algeria | | - | | - | 10 | 35 | - | - | 20 | 37 |
| Lithuania | | - | | - | | - | 3 | 17 | 16 | 45 |
| Netherlands | 10 | 94 | 46 | 250 | 73 | 356 | 27 | 189 | 11 | 94 |
| Italy | 1 | 15 | - | 3 | 73 | 20 | 36 | 181 | 8 | 29 |
| China | 7 | 69 | 73 | 176 | 19 | 66 | 18 | 44 | 5 | 24 |
| United Kingdom | 4 | 53 | 4 | 52 | 5 | 69 | 4 | 58 | 3 | 49 |
| Czech Republic | | - | | - | | - | 1 | 24 | 2 | 17 |
| Indonesia | 8 | 120 | 12 | 165 | 26 | 321 | 16 | 179 | 2 | 12 |
| Brazil | 6 | 76 | 567 | 78 | 1 | 10 | 2 | 22 | 1 | 4 |
| Portugal | - | 2 | - | 4 | - | 3 | 2 | 13 | 1 | 11 |
| Romania | - | 1 | - | - | - | 4 | - | 1 | 1 | 11 |
| Taipei, Chinese | - | 1 | | - | | - | - | 1 | 1 | 2 |
| Slovenia | | - | | - | | - | - | 2 | - | - |
| Peru | | - | | - | | - | - | 1 | - | - |
| Norway | | - | - | - | - | 1 | | - | - | - |
| Denmark | - | 3 | - | 1 | 1 | 7 | - | - | - | - |
| Armenia | | - | | - | | - | | - | | |
| Colombia | | - | | - | | - | - | - | - | - |
| Sweden | - | - | - | - | - | 1 | - | - | - | - |
| Dominican Republic | | - | - | 2 | | - | | - | | |
| Korea, Republic of | - | 1 | | - | - | - | | - | - | 2 |
| Poland | 8 | 21 | 2 | 7 | - | - | - | - | - | 19 |
| Switzerland | | - | | - | | - | - | - | - | - |
| Austria | | - | | - | - | 5 | | - | - | - |
| Thailand | 2 | 31 | 3 | 32 | 3 | 33 | 3 | 36 | - | - |
| Sri Lanka | 162 | 188 | 44 | 55 | 41 | 95 | 1 | 35 | - | - |
| Europe Othr. Nes | 27 | 107 | 1 | 4 | 71 | 265 | 49 | 145 | | |
| Argentina | | - | | - | | - | - | - | - | - |
| Lebanon | - | 2 | | - | - | - | - | 1 | - | - |
| United Arab Emirates | | - | - | - | | - | | - | | |
| United States of Ameri | 65 | 110 | 56 | 86 | - | - | - | - | - | 6 |
| Morocco | | - | | - | - | - | 6 | 27 | - | 3 |
| Bulgaria | | - | - | - | | - | | - | | |
| Japan | - | 5 | - | 3 | | - | - | 17 | - | 7 |
| Others | 1 | - | 1 | 2 | - | 5 | 1 | 1 | 2 | 6 |
| **Total** | **2,220** | **8,706** | **2,765** | **7,753** | **1,683** | **8,215** | **770** | **5,255** | **523** | **2,944** |

**Table 3.63**
**SPAIN: EXPORT OF WHOLE PEPPER BY COUNTRY OF DESTINATION**

| Country of destination | 2014 | | 2015 | | 2016 | | 2017 | | 2018 | |
|---|---|---|---|---|---|---|---|---|---|---|
| | MT | $'000 | MT | $'000 | MT | $'000 | MT | $'000 | MT | $'000 |
| Portugal | 135 | 730 | 178 | 817 | 214 | 952 | 232 | 1,032 | 241 | 1,031 |
| Morocco | 27 | 189 | 34 | 246 | 6 | 50 | 318 | 1,276 | 175 | 572 |
| France | 40 | 350 | 45 | 365 | 69 | 546 | 58 | 512 | 85 | 419 |
| Bosnia and Herzegovir | 48 | 225 | 35 | 182 | 45 | 266 | 93 | 397 | 68 | 243 |
| United States of Ameri | 40 | 179 | 37 | 137 | 22 | 194 | 7 | 94 | 51 | 374 |
| United Kingdom | 19 | 191 | 70 | 754 | 35 | 417 | 41 | 542 | 38 | 396 |
| Italy | 6 | 6 | - | 3 | 33 | 157 | 17 | 174 | 32 | 135 |
| United Arab Emirates | 1 | 8 | - | 3 | 2 | 14 | 1 | 5 | 21 | 91 |
| Malta | - | 3 | - | 5 | 2 | 19 | 4 | 46 | 15 | 44 |
| Belgium | 5 | 57 | 6 | 80 | 5 | 58 | 11 | 90 | 13 | 76 |
| Germany | 31 | 221 | 53 | 386 | 15 | 173 | 7 | 42 | 12 | 51 |
| Netherlands | 17 | 84 | 7 | 40 | 11 | 32 | 20 | 85 | 11 | 31 |
| Sweden | 12 | 125 | 16 | 139 | 13 | 150 | 15 | 133 | 11 | 69 |
| Colombia | - | 5 | 2 | 23 | 2 | 18 | 4 | 32 | 6 | 51 |
| Croatia | - | 2 | - | 4 | 1 | 5 | 1 | 14 | 5 | 26 |
| Cuba | 9 | 75 | 12 | 88 | 7 | 20 | 10 | 95 | 4 | 35 |
| Philippines | 4 | 27 | 4 | 21 | 5 | 45 | 5 | 26 | 4 | 17 |
| Ireland | - | 1 | - | 1 | | - | 3 | 46 | 3 | 35 |
| Saudi Arabia | 1 | 2 | 2 | 8 | 2 | 11 | 1 | 4 | 3 | 16 |
| Brazil | 4 | 157 | 2 | 100 | 1 | 35 | 1 | 29 | 3 | 100 |
| Denmark | 1 | 5 | 7 | 53 | 4 | 18 | 6 | 24 | 3 | 14 |
| Korea, Republic of | | - | 1 | 25 | 1 | 17 | 1 | 45 | 3 | 93 |
| Angola | | - | - | 3 | 4 | 43 | 1 | 14 | 2 | 13 |
| Costa Rica | 2 | 17 | 4 | 47 | 2 | 28 | 4 | 44 | 2 | 12 |
| Guatemala | - | - | - | - | 6 | 64 | 2 | 27 | 2 | 27 |
| Dominican Republic | 1 | 10 | 2 | 16 | 1 | 6 | 1 | 5 | 2 | 10 |
| India | - | 2 | 2 | 13 | - | 2 | 2 | 14 | 2 | 13 |
| Australia | 5 | 59 | 2 | 19 | 2 | 19 | 2 | 21 | 2 | 20 |
| El Salvador | - | 3 | 1 | 12 | 1 | 11 | - | 3 | 1 | 6 |
| Venezuela, Bolivarian Republic of | | - | | - | 6 | 71 | 1 | 7 | 1 | 8 |
| Poland | 2 | 14 | 3 | 33 | 2 | 28 | - | 1 | 1 | 9 |
| Ukraine | | - | | - | | - | 2 | 26 | 1 | 8 |
| Andorra | - | 4 | - | 3 | - | 4 | 1 | 4 | - | 2 |
| Mauritania | | - | | - | - | 1 | 11 | 58 | - | - |
| Austria | 1 | 2 | - | - | 12 | 111 | - | 1 | - | 1 |
| Mexico | 20 | 106 | 31 | 185 | 48 | 282 | 35 | 150 | - | 3 |
| Serbia | 3 | 28 | 2 | 22 | - | 1 | 2 | 11 | - | - |
| South Africa | 2 | 6 | | - | 4 | 19 | - | - | - | - |
| Chile | - | 8 | - | 7 | 1 | 31 | 1 | 22 | - | 14 |
| Panama | 1 | 4 | 2 | 32 | - | 4 | 1 | 8 | - | 2 |
| Others | 152 | 669 | 172 | 725 | 205 | 769 | 6 | 76 | 289 | 816 |
| **Total** | **589** | **3,574** | **732** | **4,597** | **789** | **4,691** | **928** | **5,235** | **1,112** | **4,883** |

**Table 3.64**
**SPAIN: EXPORT OF GROUND PEPPER BY COUNTRY OF DESTINATION**

| Country of destination | 2014 | | 2015 | | 2016 | | 2017 | | 2018 | |
|---|---|---|---|---|---|---|---|---|---|---|
| | MT | $'000 | MT | $'000 | MT | $'000 | MT | $'000 | MT | $'000 |
| France | 284 | 1,957 | 288 | 1,700 | 329 | 1,728 | 229 | 1,505 | 263 | 1,571 |
| Algeria | 949 | 3,021 | 809 | 2,633 | 1,153 | 4,025 | 597 | 1,828 | 179 | 243 |
| Italy | 49 | 113 | 92 | 270 | 168 | 447 | 207 | 458 | 151 | 291 |
| Cuba | 48 | 580 | 85 | 577 | 70 | 459 | 41 | 347 | 126 | 643 |
| Portugal | 82 | 630 | 81 | 618 | 118 | 933 | 136 | 969 | 123 | 833 |
| Romania | | - | 65 | 282 | 68 | 250 | 134 | 348 | 120 | 236 |
| Croatia | 16 | 89 | 73 | 393 | 74 | 361 | 92 | 323 | 112 | 290 |
| Latvia | | - | 16 | 75 | 100 | 401 | 117 | 327 | 107 | 203 |
| Tunisia | 36 | 30 | 162 | 256 | 296 | 559 | 101 | 171 | 99 | 88 |
| United Kingdom | 41 | 318 | 12 | 63 | 84 | 818 | 102 | 912 | 92 | 694 |
| Guatemala | 77 | 626 | 77 | 798 | 70 | 704 | 96 | 938 | 78 | 530 |
| Bulgaria | 86 | 314 | 91 | 329 | 98 | 352 | 103 | 275 | 69 | 135 |
| Serbia | - | 2 | 1 | 3 | - | 1 | 20 | 204 | 57 | 394 |
| Colombia | 49 | 424 | 47 | 472 | 42 | 424 | 40 | 363 | 55 | 423 |
| Mexico | 11 | 287 | 12 | 194 | 12 | 334 | 23 | 478 | 46 | 611 |
| Lithuania | | - | 36 | 165 | 53 | 221 | 68 | 225 | 43 | 100 |
| Poland | 15 | 126 | 35 | 214 | 37 | 234 | 29 | 111 | 40 | 104 |
| Bosnia and Herzegovin | 12 | 68 | 40 | 206 | 65 | 324 | 25 | 108 | 29 | 105 |
| Germany | 78 | 527 | 7 | 35 | 33 | 267 | 41 | 286 | 27 | 166 |
| Belgium | 28 | 243 | 23 | 166 | 30 | 176 | 49 | 254 | 26 | 149 |
| Costa Rica | 34 | 291 | 56 | 650 | 54 | 625 | 48 | 524 | 26 | 265 |
| Morocco | 9 | 37 | 9 | 28 | 22 | 146 | 16 | 105 | 25 | 91 |
| Switzerland | - | 6 | 1 | 5 | - | 3 | 13 | 115 | 25 | 273 |
| United States of Americ | 104 | 571 | 9 | 92 | 19 | 169 | 18 | 243 | 25 | 183 |
| Norway | | - | - | 2 | 15 | 59 | 20 | 94 | 25 | 130 |
| Netherlands | 66 | 548 | 96 | 441 | 81 | 326 | 58 | 172 | 20 | 51 |
| Greece | 2 | 9 | 12 | 58 | 18 | 77 | 22 | 104 | 15 | 68 |
| Slovakia | 49 | 186 | 42 | 185 | 42 | 165 | 37 | 127 | 15 | 41 |
| Ukraine | 11 | 122 | 10 | 102 | 12 | 134 | 13 | 169 | 12 | 110 |
| Czech Republic | 5 | 30 | 7 | 35 | 3 | 16 | 9 | 36 | 11 | 28 |
| Sweden | 3 | 16 | - | 4 | 7 | 48 | 7 | 45 | 10 | 60 |
| Australia | 3 | 31 | 3 | 19 | 3 | 18 | 5 | 41 | 4 | 31 |
| Canada | 1 | 13 | 2 | 19 | 2 | 36 | 4 | 81 | 1 | 15 |
| Brazil | | - | 11 | 134 | 4 | 11 | 5 | 45 | 1 | 12 |
| Russian Federation | 26 | 159 | 29 | 174 | 29 | 155 | 4 | 22 | - | 2 |
| South Africa | 3 | 36 | 4 | 57 | 3 | 51 | 3 | 46 | - | - |
| Cabo Verde | 2 | 4 | | - | - | 1 | 4 | 17 | - | 2 |
| Egypt | - | 3 | | - | | - | 125 | 252 | - | - |
| United Arab Emirates | 3 | 28 | - | 2 | - | 3 | 4 | 22 | - | 1 |
| India | | - | | - | 35 | 99 | 3 | 8 | - | - |
| Others | 94 | 524 | 91 | 501 | 62 | 399 | 15 | 192 | 85 | 533 |
| **Total** | **2,276** | **11,969** | **2,434** | **11,957** | **3,311** | **15,559** | **2,683** | **12,890** | **2,142** | **9,705** |

**Table 3.65**
**UNITED ARAB EMIRATES: IMPORT OF WHOLE PEPPER BY COUNTRY OF ORIGIN**

| Country of origin | 2013 | | 2014 | | 2015 | | 2016 | | 2017 | |
|---|---|---|---|---|---|---|---|---|---|---|
| | MT | $'000 | MT | $'000 | MT | $'000 | MT | $'000 | MT | $'000 |
| Viet Nam | 15,831 | 82,308 | 17,994 | 110,771 | 16,025 | 108,614 | 13,076 | 76,057 | 15,643 | 56,912 |
| Brazil | 131 | 691 | 98 | 654 | 102 | 939 | 205 | 1,606 | 1,041 | 4,351 |
| India | 710 | 1,516 | 552 | 1,260 | 669 | 2,246 | 549 | 2,582 | 393 | 1,025 |
| Indonesia | 84 | 466 | 49 | 68 | 98 | 273 | 172 | 705 | 218 | 810 |
| Madagascar | 131 | 573 | 177 | 1,100 | 61 | 374 | 37 | 185 | 91 | 271 |
| Egypt | 3 | 6 | 22 | 55 | 1 | 1 | 1 | 2 | 42 | 14 |
| Iran, Islamic Republic of | | - | 2 | - | | - | - | 1 | 20 | 3 |
| Thailand | 1 | 6 | - | 3 | 1 | 5 | 2 | 9 | 17 | 82 |
| Pakistan | 75 | 69 | | - | 114 | 166 | 21 | 23 | 15 | 18 |
| South Africa | 1 | 8 | 2 | 13 | 4 | 20 | 3 | 20 | 10 | 82 |
| Lebanon | 1 | 2 | 15 | 18 | 2 | 4 | 3 | 3 | 10 | 7 |
| United States of Amer | 3 | 9 | 11 | 35 | 12 | 42 | 11 | 30 | 7 | 31 |
| Turkey | - | 2 | 23 | 23 | 1 | 4 | 11 | 9 | 5 | 19 |
| Sri Lanka | 481 | 2,215 | 62 | 488 | 273 | 2,551 | 1 | 12 | 4 | 8 |
| Spain | 4 | 32 | 5 | 50 | 2 | 40 | 3 | 57 | 3 | 49 |
| Japan | - | 4 | 1 | 15 | 1 | 11 | 1 | 12 | 2 | 26 |
| United Kingdom | 2 | 14 | 3 | 31 | 3 | 37 | 2 | 23 | 2 | 27 |
| Australia | | - | | - | | - | 1 | 12 | 1 | 5 |
| Italy | 1 | 13 | 10 | 62 | 2 | 22 | 1 | 3 | 1 | 26 |
| France | 1 | 13 | 3 | 20 | - | 5 | - | 7 | 1 | 19 |
| Syrian Arab Republic | | - | | - | 3 | 16 | | - | - | 1 |
| Germany | | - | | - | - | 5 | - | 2 | - | 3 |
| Peru | | - | | - | 1 | 2 | | - | - | - |
| China | 161 | 906 | 40 | 303 | 16 | 112 | 5 | 2 | - | 3 |
| Ecuador | | - | 25 | 227 | | - | | - | - | - |
| Malaysia | 16 | 33 | 10 | 73 | | - | | - | - | 1 |
| Belgium | 1 | 8 | 1 | 1 | 1 | 1 | | - | - | - |
| Mauritius | - | 3 | | - | | - | | - | - | - |
| Philippines | | - | 1 | 1 | - | 1 | | - | - | - |
| Guinea | | - | | - | 1 | 1 | | - | - | - |
| Ethiopia | 17 | 57 | | - | | - | - | - | - | - |
| Tanzania, United Republic of | | - | | - | 6 | 31 | | - | - | - |
| Netherlands | 1 | 6 | 1 | 8 | 1 | 4 | - | 1 | - | 1 |
| Bangladesh | | - | 84 | 45 | | - | | - | - | - |
| Mexico | 160 | 356 | 36 | 123 | 145 | 511 | 73 | 209 | - | - |
| Kenya | 5 | 31 | | - | | - | - | - | - | - |
| Algeria | | - | | - | | - | 2 | 1 | - | - |
| Korea, Republic of | 4 | 42 | 17 | 62 | 1 | 14 | - | 3 | - | - |
| Others | 2 | 5 | - | 1 | 2 | 1 | 4 | 1 | 1,023 | 165 |
| **Total** | **17,827** | **89,394** | **19,244** | **115,510** | **17,548** | **116,053** | **14,184** | **81,577** | **18,549** | **63,959** |

*Note: Detailed import figures for 2018 is not available*

**Table 3.66**
**UNITED ARAB EMIRATES: IMPORT OF GROUND PEPPER BY COUNTRY OF ORIGIN**

| Country of origin | 2013 | | 2014 | | 2015 | | 2016 | | 2017 | |
|---|---|---|---|---|---|---|---|---|---|---|
| | MT | $'000 | MT | $'000 | MT | $'000 | MT | $'000 | MT | $'000 |
| India | 321 | 513 | 290 | 657 | 247 | 793 | 200 | 701 | 445 | 922 |
| Egypt | | - | 2 | 2 | 23 | 15 | 84 | 105 | 67 | 106 |
| Viet Nam | 134 | 581 | 212 | 595 | 243 | 1,535 | 265 | 1,136 | 43 | 197 |
| Turkey | 18 | 29 | 7 | 17 | 26 | 29 | 10 | 85 | 42 | 105 |
| Germany | - | 2 | 3 | 16 | 14 | 104 | 16 | 88 | 33 | 168 |
| Brazil | - | 4 | 9 | 74 | 15 | 162 | 3 | 29 | 28 | 187 |
| United Kingdom | 12 | 102 | 9 | 93 | 14 | 151 | 12 | 124 | 23 | 187 |
| China | 17 | 76 | 32 | 89 | 15 | 25 | 5 | 13 | 18 | 40 |
| Syrian Arab Republic | 25 | 13 | 54 | 40 | 50 | 35 | 28 | 19 | 15 | 5 |
| Romania | | - | | - | 2 | 12 | 12 | 55 | 13 | 54 |
| United States of Ameri | 11 | 84 | 23 | 136 | 16 | 126 | 10 | 63 | 9 | 102 |
| Korea, Republic of | 20 | 51 | 9 | 26 | 5 | 33 | 3 | 17 | 7 | 26 |
| Indonesia | 9 | 83 | 44 | 27 | 45 | 215 | 55 | 31 | 7 | 13 |
| Philippines | | - | | - | 72 | 77 | 7 | 14 | 6 | 22 |
| Spain | 12 | 46 | 2 | 23 | 1 | 10 | 1 | 9 | 4 | 31 |
| South Africa | | - | | - | 2 | 16 | 8 | 41 | 3 | 29 |
| Malaysia | 3 | 20 | 3 | 25 | 4 | 32 | 4 | 32 | 3 | 28 |
| Netherlands | | - | - | - | 2 | 7 | 10 | 12 | 3 | 21 |
| Lebanon | 1 | 11 | 2 | 6 | 2 | 6 | 4 | 9 | 2 | 3 |
| Pakistan | 6 | 3 | | - | | - | - | 1 | 1 | 1 |
| Bahrain | 2 | 17 | 4 | 63 | 9 | 89 | 5 | 54 | 1 | 7 |
| Thailand | | - | | - | | - | 1 | 5 | 1 | 5 |
| Sri Lanka | - | 1 | - | 4 | 2 | 10 | 2 | 5 | 1 | 9 |
| Jordan | 3 | 3 | 1 | 3 | | - | | - | 1 | - |
| Mexico | | - | | - | | - | 25 | 82 | 1 | 2 |
| Japan | 1 | 12 | 7 | 31 | 1 | 8 | - | 3 | - | 2 |
| Oman | 1 | 2 | 3 | 5 | 1 | 1 | - | 2 | - | - |
| Ethiopia | | - | | - | 1 | 3 | | - | - | - |
| Australia | | - | | - | | - | 2 | 17 | - | - |
| Yemen | 4 | 2 | | - | - | - | | - | - | - |
| Bangladesh | | - | 1 | 3 | | - | | - | - | - |
| Armenia | | - | | - | | - | 1 | 1 | - | - |
| France | 1 | 11 | - | 4 | 1 | 8 | 12 | 56 | - | 5 |
| Poland | 2 | 29 | | - | | - | | - | - | - |
| Belgium | 1 | 15 | 4 | 6 | | - | - | 10 | - | 1 |
| Algeria | | - | | - | | - | 1 | - | - | - |
| Saudi Arabia | | - | | - | | - | 1 | 3 | - | - |
| Nigeria | | - | 2 | 1 | | - | | - | - | - |
| Italy | 1 | 7 | 1 | 7 | 2 | 12 | - | 1 | - | - |
| Others | 2 | 4 | 2 | - | 1 | 2 | - | - | 35 | 11 |
| **Total** | **607** | **1,721** | **726** | **1,953** | **816** | **3,516** | **787** | **2,823** | **812** | **2,289** |

*Note: Detailed import figures for 2018 is not available*

**Table 3.67**

**UNITED ARAB EMIRATES: EXPORT OF WHOLE PEPPER BY COUNTRY OF DESTINATION**

| Country of destination | 2013 | | 2014 | | 2015 | | 2016 | | 2017 | |
|---|---|---|---|---|---|---|---|---|---|---|
| | MT | $'000 | MT | $'000 | MT | $'000 | MT | $'000 | MT | $'000 |
| Iran, Islamic Republi | 4,610 | 22,840 | 6,004 | 30,558 | 5,022 | 29,216 | 3,388 | 21,461 | 4,282 | 19,887 |
| Senegal | 2,955 | 16,212 | 2,746 | 16,521 | 2,499 | 17,455 | 2,326 | 12,596 | 2,973 | 11,869 |
| Pakistan | 386 | 2,275 | 1,100 | 6,951 | 423 | 3,506 | 753 | 4,718 | 858 | 4,286 |
| Iraq | 26 | 153 | 275 | 1,527 | 1,006 | 5,365 | 652 | 3,204 | 652 | 3,007 |
| Yemen | 44 | 123 | 265 | 1,430 | 235 | 1,639 | 685 | 3,548 | 540 | 1,693 |
| Uzbekistan | 289 | 1,652 | 358 | 2,237 | 214 | 1,314 | 227 | 1,213 | 343 | 1,350 |
| Jordan | 273 | 1,191 | 355 | 1,793 | 446 | 2,671 | 329 | 1,540 | 313 | 1,396 |
| Azerbaijan | 44 | 166 | 204 | 1,008 | 115 | 536 | 166 | 537 | 223 | 774 |
| Oman | 235 | 484 | 183 | 365 | 366 | 1,123 | 207 | 849 | 221 | 563 |
| Saudi Arabia | 161 | 985 | 466 | 2,336 | 651 | 3,751 | 159 | 938 | 180 | 974 |
| India | 18 | 64 | 492 | 3,720 | 44 | 201 | 70 | 326 | 168 | 744 |
| Afghanistan | 59 | 209 | 75 | 450 | 132 | 802 | 109 | 656 | 163 | 578 |
| Mauritania | 103 | 591 | 148 | 889 | 151 | 821 | 92 | 462 | 159 | 531 |
| Ethiopia | 59 | 339 | 45 | 282 | 116 | 238 | 48 | 344 | 156 | 716 |
| Somalia | 2 | 15 | 34 | 151 | 112 | 608 | 62 | 148 | 133 | 468 |
| Armenia | 66 | 227 | 135 | 364 | 28 | 128 | 61 | 189 | 132 | 442 |
| Congo | | - | 17 | 38 | 33 | 40 | 106 | 527 | 118 | 460 |
| Guinea | 44 | 258 | 83 | 574 | 129 | 913 | 61 | 374 | 108 | 423 |
| Turkmenistan | 128 | 613 | 122 | 661 | 111 | 678 | 133 | 774 | 90 | 395 |
| Bahrain | 37 | 115 | 54 | 320 | 28 | 107 | 96 | 292 | 75 | 191 |
| Kuwait | 17 | 97 | 164 | 451 | 13 | 32 | 114 | 469 | 69 | 273 |
| Algeria | 177 | 822 | 674 | 3,990 | 731 | 4,556 | 207 | 1,394 | 66 | 224 |
| Egypt | 320 | 1,529 | 1,088 | 7,104 | 558 | 4,420 | 140 | 1,059 | 54 | 269 |
| Sudan | 298 | 1,590 | 326 | 1,482 | 393 | 2,713 | 210 | 1,213 | 46 | 185 |
| Ghana | 19 | 78 | 41 | 304 | 45 | 325 | 49 | 306 | 37 | 152 |
| Lebanon | 32 | 109 | 49 | 291 | 90 | 1,061 | 88 | 825 | 35 | 295 |
| Russian Federation | 26 | 167 | 41 | 300 | 131 | 834 | 18 | 79 | 30 | 148 |
| Viet Nam | | - | 61 | 447 | 438 | 4,165 | 186 | 1,039 | 26 | 92 |
| Free Zones | 24 | 160 | 52 | 376 | 34 | 188 | 36 | 258 | - | - |
| Sri Lanka | 4 | 23 | | - | 7 | 58 | 43 | 292 | - | 2 |
| Syrian Arab Republic | 190 | 830 | 249 | 1,062 | 224 | 1,550 | 60 | 344 | - | - |
| Others | 378 | 1,840 | 1,805 | 13,495 | 2,119 | 17,427 | 181 | 1,067 | 922 | 3,227 |
| **Total** | **11,024** | **55,757** | **17,711** | **101,477** | **16,644** | **108,441** | **11,062** | **63,041** | **13,172** | **55,614** |

*Note: Detailed export figures for 2018 is not available*

**Table 3.68**

**UNITED ARAB EMIRATES: EXPORT OF GROUND PEPPER BY COUNTRY OF DESTINATION**

| Country of destination | 2013 | | 2014 | | 2015 | | 2016 | | 2017 | |
|---|---|---|---|---|---|---|---|---|---|---|
| | MT | $'000 | MT | $'000 | MT | $'000 | MT | $'000 | MT | $'000 |
| Iran, Islamic Republic | 642 | 1,138 | 1,024 | 1,342 | 1,049 | 2,522 | 491 | 1,310 | 1,092 | 1,848 |
| Bahrain | 87 | 101 | 56 | 130 | 82 | 99 | 92 | 98 | 126 | 197 |
| Oman | 93 | 194 | 193 | 472 | 122 | 511 | 91 | 183 | 120 | 244 |
| Libya, State of | 20 | 48 | 38 | 81 | 146 | 199 | 69 | 195 | 71 | 131 |
| Azerbaijan | | - | 30 | 123 | 16 | 20 | 57 | 85 | 54 | 99 |
| Kuwait | 4 | 20 | 6 | 12 | 48 | 77 | 12 | 9 | 23 | 41 |
| Qatar | 7 | 49 | 27 | 151 | 20 | 158 | 14 | 173 | 22 | 66 |
| Armenia | 7 | 13 | 21 | 31 | | - | 12 | 16 | 20 | 23 |
| Italy | | - | | - | | - | 20 | 215 | 20 | 28 |
| Kenya | | - | 5 | 41 | 2 | 15 | 16 | 74 | 20 | 70 |
| Senegal | 16 | 6 | 7 | 50 | 10 | 38 | 58 | 76 | 19 | 59 |
| Benin | 2 | 2 | | - | | - | 19 | 11 | 19 | 12 |
| Somalia | 11 | 27 | | - | 77 | 99 | 15 | 153 | 11 | 41 |
| Egypt | 15 | 116 | 53 | 55 | 90 | 112 | 4 | 19 | 10 | 40 |
| Yemen | 17 | 15 | | - | 1 | 3 | 21 | 51 | 6 | 28 |
| Malaysia | | - | | - | | - | 3 | 16 | 5 | 6 |
| Lebanon | | - | | - | | - | 7 | 12 | 4 | 4 |
| Jordan | 11 | 21 | | - | 26 | 182 | 10 | 70 | 2 | 7 |
| Congo | | - | | - | | - | 30 | 12 | 2 | 1 |
| Ethiopia | 1 | 3 | | - | 2 | 13 | 5 | 76 | 1 | 12 |
| Greece | 1 | 3 | - | 3 | 5 | 15 | 7 | 18 | - | - |
| Algeria | 11 | 73 | 15 | 42 | | - | 6 | 49 | - | - |
| Gabon | | - | | - | 4 | 8 | 3 | 8 | - | - |
| Djibouti | | - | | - | | - | 9 | 20 | - | - |
| India | | - | 6 | 8 | 6 | 17 | 25 | 34 | - | - |
| Tunisia | | - | | - | | - | 13 | 50 | - | - |
| Others | 44 | 157 | 53 | 188 | 222 | 788 | 13 | 94 | 149 | 485 |
| **Total** | **989** | **1,986** | **1,534** | **2,729** | **1,928** | **4,876** | **1,122** | **3,127** | **1,796** | **3,442** |

*Note: Detailed export figures for 2018 is not available*

**Table 3.69**
**UNITED KINGDOM: IMPORT OF WHOLE PEPPER BY COUNTRY OF ORIGIN**

| Country of origin | 2014 | | 2015 | | 2016 | | 2017 | | 2018 | |
|---|---|---|---|---|---|---|---|---|---|---|
| | MT | $'000 | MT | $'000 | MT | $'000 | MT | $'000 | MT | $'000 |
| Viet Nam | 939 | 8,751 | 1,098 | 11,381 | 1,236 | 10,802 | 1,530 | 9,992 | 1,641 | 6,252 |
| India | 567 | 5,768 | 689 | 7,473 | 550 | 5,511 | 636 | 5,442 | 571 | 4,357 |
| Netherlands | 517 | 4,530 | 351 | 3,309 | 4,091 | 10,141 | 1,348 | 4,418 | 372 | 1,897 |
| China | 130 | 1,263 | 44 | 487 | 190 | 1,577 | 289 | 1,561 | 284 | 1,404 |
| Germany | 328 | 3,179 | 612 | 6,514 | 526 | 5,596 | 331 | 2,809 | 236 | 2,129 |
| Poland | 19 | 111 | 47 | 212 | 45 | 156 | 52 | 175 | 167 | 445 |
| Indonesia | 68 | 755 | 153 | 2,109 | 43 | 555 | 129 | 1,323 | 162 | 1,132 |
| South Africa | 164 | 1,677 | 315 | 2,264 | 304 | 2,499 | 113 | 792 | 136 | 1,159 |
| Turkey | 34 | 285 | 7 | 83 | 5 | 97 | 28 | 440 | 115 | 1,510 |
| France | 227 | 3,086 | 187 | 2,573 | 109 | 1,544 | 77 | 950 | 74 | 721 |
| Spain | 14 | 102 | 170 | 593 | 91 | 332 | 84 | 392 | 70 | 347 |
| Sri Lanka | 91 | 979 | 349 | 3,719 | 95 | 1,262 | 111 | 1,362 | 46 | 564 |
| Italy | 38 | 214 | 30 | 298 | 16 | 187 | 30 | 213 | 43 | 257 |
| United States of Ameri | 54 | 653 | 35 | 667 | 39 | 753 | 36 | 762 | 39 | 766 |
| Sweden | 32 | 121 | 34 | 137 | 15 | 206 | 14 | 288 | 20 | 355 |
| Pakistan | | - | 1 | 11 | | - | 2 | 38 | 13 | 25 |
| Singapore | 45 | 603 | 120 | 1,650 | 150 | 1,808 | 15 | 163 | 13 | 59 |
| Tanzania, United Republic of | | - | | - | 19 | 170 | 26 | 239 | 10 | 56 |
| Greece | - | 1 | 2 | 6 | | - | - | 1 | 10 | 23 |
| Japan | 4 | 33 | 7 | 53 | 9 | 44 | 7 | 71 | 9 | 91 |
| Madagascar | | - | | - | 14 | 90 | 13 | 95 | 7 | 80 |
| Uganda | | - | 6 | 57 | 20 | 180 | | - | 6 | 17 |
| Ireland | 4 | 66 | 8 | 101 | 2 | 33 | 3 | 24 | 3 | 28 |
| Czech Republic | | - | | - | - | - | 3 | 54 | 3 | 42 |
| Brazil | 7 | 82 | 2 | 19 | 9 | 127 | 41 | 169 | 2 | 11 |
| Thailand | 14 | 85 | - | 4 | - | 6 | 3 | 17 | 2 | 13 |
| Cambodia | | - | | - | | - | 2 | 57 | 1 | 23 |
| Bangladesh | 4 | 17 | | - | - | 1 | 4 | 12 | 1 | 4 |
| Switzerland | | - | 18 | 301 | | - | 5 | 77 | - | - |
| Malawi | | - | | - | | - | 8 | 30 | - | - |
| Israel | | - | | - | - | 1 | 2 | 12 | - | 2 |
| Malaysia | | - | | - | 18 | 219 | | - | - | - |
| Taipei, Chinese | | - | | - | 4 | 9 | | - | - | - |
| Belgium | 37 | 94 | 3 | 4 | | - | - | 3 | - | - |
| Finland | 14 | 386 | 11 | 271 | | - | | - | | |
| Denmark | 1 | 15 | 1 | 12 | 1 | 7 | - | 7 | - | - |
| Peru | 1 | 6 | 1 | 7 | 19 | 25 | 1 | 7 | - | 2 |
| Hong Kong, China | 6 | 40 | 6 | 39 | 167 | 1,475 | 8 | 57 | - | 4 |
| Portugal | 16 | 200 | 7 | 103 | 1 | 7 | 1 | 2 | - | - |
| Lebanon | 55 | 159 | 17 | 47 | | - | | - | | |
| Others | 4 | 7 | - | 5 | 1 | 15 | - | 5 | 29 | 157 |
| **Total** | **3,434** | **33,268** | **4,331** | **44,509** | **7,789** | **45,435** | **4,952** | **32,059** | **4,085** | **23,932** |

**Table 3.70**
**UNITED KINGDOM: IMPORT OF GROUND PEPPER BY COUNTRY OF ORIGIN**

| Country of origin | 2014 | | 2015 | | 2016 | | 2017 | | 2018 | |
|---|---|---|---|---|---|---|---|---|---|---|
| | MT | $'000 | MT | $'000 | MT | $'000 | MT | $'000 | MT | $'000 |
| Viet Nam | 2,883 | 21,682 | 2,873 | 28,268 | 1,946 | 20,245 | 2,675 | 20,777 | 2,774 | 13,105 |
| Netherlands | 2,261 | 18,622 | 2,451 | 20,193 | 1,814 | 14,842 | 2,549 | 16,620 | 2,383 | 11,830 |
| India | 1,574 | 12,039 | 1,497 | 14,998 | 1,517 | 14,269 | 1,109 | 8,345 | 871 | 5,456 |
| France | 802 | 9,686 | 665 | 8,812 | 758 | 11,035 | 778 | 10,015 | 572 | 4,981 |
| Spain | 217 | 992 | 464 | 1,593 | 382 | 1,516 | 503 | 1,873 | 405 | 1,937 |
| Germany | 232 | 2,509 | 137 | 1,472 | 128 | 1,603 | 165 | 1,627 | 207 | 2,057 |
| Turkey | 17 | 113 | 75 | 378 | 58 | 401 | 70 | 385 | 146 | 487 |
| Italy | 25 | 212 | 83 | 909 | 68 | 822 | 110 | 966 | 100 | 643 |
| Poland | 29 | 235 | 59 | 362 | 53 | 286 | 55 | 292 | 89 | 720 |
| Indonesia | 65 | 600 | 73 | 885 | 44 | 586 | 131 | 999 | 86 | 598 |
| Jamaica | | - | 60 | 77 | 131 | 173 | 310 | 406 | 80 | 106 |
| Ireland | 72 | 871 | 29 | 463 | 36 | 413 | 37 | 471 | 54 | 570 |
| China | 108 | 440 | 198 | 726 | 193 | 650 | 143 | 571 | 48 | 240 |
| United States of Ameri | 35 | 357 | 30 | 420 | 37 | 565 | 26 | 441 | 46 | 650 |
| Ethiopia | - | 2 | 11 | 35 | 23 | 95 | 12 | 79 | 43 | 281 |
| Korea, Republic of | 7 | 35 | 20 | 91 | 17 | 76 | 28 | 122 | 32 | 142 |
| Romania | 2 | 13 | 4 | 14 | 7 | 21 | 7 | 44 | 14 | 81 |
| Mexico | 2 | 16 | | - | 1 | 8 | 7 | 86 | 11 | 137 |
| Belgium | 26 | 257 | 13 | 136 | 6 | 78 | 4 | 68 | 10 | 123 |
| South Africa | | - | | - | 2 | 20 | 7 | 44 | 10 | 97 |
| Sri Lanka | 57 | 349 | 29 | 251 | 34 | 361 | 13 | 183 | 8 | 109 |
| Sweden | 4 | 45 | 3 | 38 | 4 | 62 | 7 | 97 | 4 | 39 |
| Nigeria | | - | | - | 10 | 5 | | - | 3 | 6 |
| Thailand | 1 | 12 | 2 | 37 | 2 | 40 | 1 | 9 | 2 | 16 |
| Czech Republic | - | - | - | - | - | - | 2 | 20 | 2 | 21 |
| Malaysia | 5 | 88 | 5 | 115 | 4 | 102 | 3 | 71 | 2 | 46 |
| Lithuania | 5 | 23 | 2 | 30 | 2 | 30 | 2 | 36 | 2 | 25 |
| Denmark | 13 | 176 | 7 | 50 | 4 | 29 | 1 | 19 | 1 | 13 |
| Ghana | | - | | - | | - | 2 | 2 | 1 | 6 |
| Hong Kong, China | 3 | 33 | 4 | 39 | 9 | 76 | 11 | 48 | 1 | 11 |
| Israel | 6 | 14 | 2 | 18 | 1 | 11 | 2 | 18 | 1 | 18 |
| Taipei, Chinese | | - | - | 10 | | - | 1 | 3 | - | - |
| Peru | 11 | 14 | 14 | 31 | | - | | - | | |
| Saudi Arabia | | - | | - | - | 2 | | - | - | - |
| Lebanon | - | 4 | - | 3 | 4 | 25 | | - | - | 2 |
| Portugal | | - | - | 1 | - | 1 | | - | - | - |
| Greece | - | 1 | - | 1 | | - | - | 1 | - | - |
| Japan | 6 | 1 | - | 2 | 2 | 19 | 2 | 23 | - | 5 |
| Austria | - | 1 | - | - | - | - | - | - | - | - |
| Latvia | - | 1 | - | 2 | - | 1 | | - | - | - |
| Others | - | 7 | 5 | 20 | 1 | 1 | 2 | 1 | 7 | 24 |
| **Total** | **8,468** | **69,450** | **8,815** | **80,480** | **7,298** | **68,469** | **8,775** | **64,762** | **8,015** | **44,582** |

**Table 3.71**
**UNITED KINGDOM: EXPORT OF WHOLE PEPPER BY COUNTRY OF DESTINATION**

| Country of destination | 2014 | | 2015 | | 2016 | | 2017 | | 2018 | |
|---|---|---|---|---|---|---|---|---|---|---|
| | MT | $'000 | MT | $'000 | MT | $'000 | MT | $'000 | MT | $'000 |
| Netherlands | 19 | 186 | 14 | 185 | 30 | 452 | 72 | 454 | 86 | 340 |
| Ireland | 91 | 1,012 | 105 | 1,085 | 79 | 1,048 | 101 | 1,133 | 78 | 1,132 |
| Germany | 95 | 1,221 | 118 | 1,580 | 52 | 760 | 128 | 1,469 | 68 | 1,009 |
| France | 17 | 187 | 20 | 263 | 31 | 369 | 26 | 342 | 24 | 191 |
| United States of Ameri | 13 | 54 | 29 | 213 | 23 | 345 | 24 | 306 | 21 | 306 |
| Italy | 9 | 108 | 14 | 159 | 16 | 171 | 22 | 214 | 17 | 128 |
| Poland | 4 | 46 | 2 | 38 | 5 | 75 | 4 | 56 | 9 | 98 |
| Spain | 8 | 79 | 5 | 62 | 7 | 70 | 9 | 118 | 8 | 137 |
| Austria | 8 | 110 | 13 | 153 | 19 | 252 | 9 | 136 | 6 | 94 |
| Iceland | | - | | - | | - | 3 | 64 | 4 | 38 |
| Sweden | 4 | 37 | 3 | 31 | 6 | 43 | 10 | 71 | 3 | 21 |
| Saudi Arabia | - | 5 | | - | - | 1 | | - | 2 | 3 |
| Malta | 2 | 32 | 4 | 43 | 4 | 66 | 2 | 43 | 2 | 50 |
| Kuwait | - | 2 | - | 1 | - | 5 | | - | 2 | 14 |
| Denmark | 1 | 6 | 3 | 33 | 1 | 15 | 1 | 20 | 1 | 7 |
| Belgium | 6 | 85 | 9 | 113 | 14 | 223 | 7 | 122 | 1 | 18 |
| Russian Federation | 1 | 10 | - | 5 | - | 6 | - | 5 | 1 | 5 |
| Hong Kong, China | - | 7 | 1 | 13 | - | 13 | | - | 1 | 1 |
| Australia | | - | | - | - | 1 | - | 2 | 1 | 7 |
| India | 10 | 146 | 10 | 75 | | - | 5 | 44 | 1 | 4 |
| Portugal | 1 | 17 | - | 8 | 1 | 10 | 1 | 13 | 1 | 9 |
| Cyprus | 1 | 5 | 2 | 24 | 5 | 63 | 1 | 15 | 1 | 4 |
| Czech Republic | 1 | 21 | 2 | 42 | 2 | 36 | 2 | 33 | 1 | 11 |
| Greece | 1 | 10 | 1 | 8 | 2 | 17 | 1 | 9 | 1 | 4 |
| Switzerland | 1 | 11 | 1 | 20 | 2 | 21 | 1 | 11 | - | - |
| South Africa | - | 4 | | - | 15 | 84 | - | 5 | - | - |
| Estonia | | - | | - | - | 1 | | - | - | - |
| Croatia | | - | | - | | - | - | 1 | - | - |
| Sri Lanka | | - | | - | | - | - | 4 | - | - |
| Algeria | | - | | - | - | 7 | | - | - | - |
| Bulgaria | | - | - | 2 | - | 1 | - | 1 | - | 6 |
| Hungary | - | 9 | 1 | 14 | - | 8 | 1 | 11 | - | 3 |
| Finland | 1 | 10 | 3 | 28 | 2 | 14 | 3 | 8 | - | 4 |
| Japan | | - | | - | - | 1 | | - | - | - |
| Antigua and Barbuda | | - | | - | | - | 1 | 12 | - | - |
| China | | - | | - | | - | 1 | 6 | - | - |
| Morocco | | - | | - | | - | - | 12 | - | - |
| Romania | - | 3 | | - | - | 4 | - | 2 | - | 1 |
| Norway | 3 | 11 | 1 | 11 | | - | - | 1 | - | 14 |
| Malaysia | - | 3 | | - | - | 4 | | - | - | 1 |
| Others | 4 | 83 | - | 10 | 7 | - | 2 | - | 12 | 98 |
| **Total** | **301** | **3,520** | **361** | **4,219** | **323** | **4,186** | **437** | **4,743** | **352** | **3,758** |

**Table 3.72**
**UNITED KINGDOM: EXPORT OF GROUND PEPPER BY COUNTRY OF DESTINATION**

| Country of destination | 2014 | | 2015 | | 2016 | | 2017 | | 2018 | |
|---|---|---|---|---|---|---|---|---|---|---|
| | MT | $'000 | MT | $'000 | MT | $'000 | MT | $'000 | MT | $'000 |
| Ireland | 258 | 3,317 | 264 | 2,814 | 315 | 2,605 | 232 | 2,303 | 174 | 2,206 |
| India | 24 | 149 | | - | 29 | 153 | 37 | 80 | 65 | 444 |
| Netherlands | 37 | 309 | 24 | 292 | 34 | 486 | 44 | 589 | 42 | 497 |
| Belgium | 19 | 276 | 45 | 497 | 18 | 259 | 21 | 253 | 36 | 191 |
| Italy | 35 | 372 | 31 | 410 | 44 | 474 | 40 | 405 | 31 | 274 |
| Germany | 22 | 289 | 23 | 317 | 49 | 608 | 57 | 623 | 30 | 404 |
| France | 15 | 192 | 26 | 278 | 86 | 1,087 | 83 | 939 | 27 | 317 |
| Poland | 22 | 179 | 26 | 299 | 74 | 304 | 26 | 223 | 23 | 143 |
| Norway | 25 | 115 | 6 | 31 | 15 | 63 | 15 | 62 | 20 | 70 |
| Sweden | 20 | 343 | 15 | 233 | 21 | 207 | 27 | 249 | 16 | 260 |
| Spain | 23 | 172 | 16 | 185 | 18 | 179 | 16 | 99 | 9 | 104 |
| United Arab Emirates | | - | | - | | - | - | 3 | 8 | 57 |
| Turkey | | - | 5 | 58 | 6 | 72 | 8 | 88 | 8 | 64 |
| Austria | 1 | 10 | 3 | 59 | 10 | 118 | 16 | 389 | 7 | 91 |
| Finland | 9 | 183 | 4 | 72 | 10 | 109 | 6 | 81 | 6 | 137 |
| Denmark | 4 | 96 | 7 | 101 | 6 | 105 | 10 | 132 | 5 | 82 |
| Cyprus | 1 | 14 | 1 | 12 | 2 | 15 | 2 | 20 | 3 | 20 |
| Greece | 1 | 13 | 2 | 25 | 4 | 35 | 5 | 50 | 3 | 32 |
| Malta | 2 | 24 | 1 | 20 | 2 | 26 | 2 | 20 | 3 | 30 |
| Portugal | 1 | 18 | 1 | 11 | 1 | 14 | 2 | 16 | 2 | 22 |
| Czech Republic | 1 | 9 | - | 12 | 1 | 10 | 17 | 120 | 2 | 19 |
| Russian Federation | 1 | 9 | | - | - | 6 | 1 | 6 | 1 | 5 |
| Australia | | - | | - | - | 7 | 1 | 13 | 1 | 9 |
| Slovenia | | - | | - | | - | - | 8 | 1 | 31 |
| Bulgaria | | - | | - | - | 1 | - | 3 | 1 | 4 |
| South Africa | 3 | 52 | 4 | 48 | 2 | 27 | 4 | 40 | 1 | 9 |
| Romania | - | - | - | - | - | - | - | 1 | - | 1 |
| Falkland Islands (Malvi | 1 | 15 | 1 | 6 | - | 4 | | - | - | - |
| Hong Kong, China | | - | - | 12 | | - | 1 | 17 | - | - |
| Cayman Islands | | - | | - | | - | 3 | 13 | - | - |
| Estonia | | - | - | 1 | - | 1 | - | 1 | - | - |
| Singapore | | - | | - | | - | 1 | 7 | - | - |
| Philippines | | - | - | 1 | - | 3 | 2 | 9 | - | 2 |
| Switzerland | - | 5 | - | 6 | - | 7 | - | 1 | - | - |
| Hungary | - | 3 | - | 2 | - | 2 | - | 2 | - | 3 |
| Iceland | | - | | - | | - | 5 | 37 | - | 6 |
| Mauritius | 1 | 5 | - | 2 | - | 5 | 1 | 5 | - | 2 |
| United States of America | | - | 6 | 42 | 1 | 11 | | - | - | - |
| Lithuania | 1 | 6 | - | 7 | - | 5 | 1 | 9 | - | - |
| Others | - | 14 | 6 | 81 | 4 | - | - | 2 | 7 | 47 |
| **Total** | **527** | **6,189** | **517** | **5,934** | **752** | **7,008** | **686** | **6,918** | **532** | **5,583** |

**Table 3.73**
**UNITED STATES OF AMERICA: IMPORT OF WHOLE PEPPER BY COUNTRY OF ORIGIN**

| Country of origin | 2014 | | 2015 | | 2016 | | 2017 | | 2018 | |
|---|---|---|---|---|---|---|---|---|---|---|
| | MT | $'000 | MT | $'000 | MT | $'000 | MT | $'000 | MT | $'000 |
| Viet Nam | 28,528 | 236,122 | 24,009 | 241,406 | 32,956 | 289,486 | 33,050 | 200,965 | 35,883 | 133,115 |
| Brazil | 11,575 | 97,303 | 13,131 | 125,077 | 8,250 | 71,521 | 11,667 | 61,501 | 11,458 | 37,662 |
| Indonesia | 9,910 | 90,794 | 14,629 | 159,079 | 7,835 | 82,099 | 10,863 | 82,754 | 5,094 | 24,403 |
| Ecuador | 215 | 1,989 | 582 | 5,328 | 533 | 4,260 | 1,680 | 7,260 | 1,968 | 5,471 |
| India | 2,668 | 22,752 | 4,766 | 46,906 | 2,363 | 24,051 | 1,955 | 17,922 | 1,215 | 8,477 |
| Sri Lanka | 279 | 2,423 | 523 | 6,286 | 427 | 5,217 | 450 | 4,333 | 517 | 3,705 |
| China | 94 | 869 | 231 | 2,650 | 529 | 4,104 | 459 | 3,576 | 438 | 2,968 |
| South Africa | 39 | 363 | 118 | 1,049 | 209 | 1,821 | 324 | 2,439 | 358 | 2,752 |
| Malaysia | 205 | 1,880 | 606 | 6,295 | 73 | 748 | 19 | 271 | 60 | 635 |
| Germany | 174 | 1,823 | 2 | 15 | 19 | 156 | 1 | 17 | 57 | 301 |
| Turkey | | - | 5 | 16 | 4 | 33 | 25 | 247 | 45 | 611 |
| Netherlands | 9 | 102 | | - | 18 | 245 | 3 | 36 | 37 | 275 |
| Italy | 36 | 799 | 65 | 824 | 34 | 218 | 31 | 180 | 37 | 252 |
| United Kingdom | 6 | 85 | 41 | 566 | 56 | 781 | 15 | 236 | 31 | 361 |
| Nepal | | - | | - | 1 | 21 | - | 3 | 9 | 72 |
| France | 6 | 73 | 6 | 78 | 4 | 60 | 11 | 174 | 8 | 97 |
| Cambodia | 1 | 9 | 2 | 36 | 13 | 111 | 1 | 11 | 7 | 51 |
| Madagascar | 21 | 170 | 15 | 151 | | - | 15 | 111 | 7 | 19 |
| Taipei, Chinese | 18 | 58 | 8 | 39 | 7 | 36 | 5 | 53 | 6 | 72 |
| Singapore | | - | 2 | 23 | | - | | - | 3 | 12 |
| Spain | 1 | 3 | - | 11 | | - | 1 | 7 | 3 | 23 |
| Mexico | 44 | 158 | 4 | 14 | 76 | 256 | 41 | 133 | 3 | 8 |
| Rwanda | | - | | - | | - | 3 | 7 | 2 | 4 |
| Pakistan | | - | 3 | 10 | - | 3 | 1 | 18 | 1 | 5 |
| Israel | | - | | - | 5 | 21 | - | 12 | 1 | 5 |
| Hong Kong, China | 4 | 13 | 1 | 11 | - | 3 | 2 | 11 | 1 | 15 |
| Canada | | - | | - | - | 3 | 2 | 25 | 1 | 22 |
| United Arab Emirat | 84 | 946 | | - | 18 | 223 | 7 | 80 | - | - |
| Cabo Verde | | - | | - | | - | 18 | 87 | - | - |
| Nigeria | | - | - | 7 | | - | 11 | 6 | - | - |
| Thailand | 1 | 8 | | - | 4 | 25 | 2 | 31 | - | - |
| Peru | 2 | 5 | 3 | 8 | | - | | - | | |
| Poland | 1 | 3 | | - | 1 | 18 | 1 | 10 | - | 5 |
| Belgium | 4 | 58 | 5 | 58 | - | 17 | | - | - | 4 |
| Myanmar | | - | | - | | - | 2 | 3 | - | - |
| Korea, Republic of | | - | | - | 1 | 9 | 3 | 25 | - | 3 |
| Greece | | - | | - | 7 | 5 | 3 | 74 | - | - |
| Costa Rica | 20 | 203 | | - | | - | 85 | 524 | - | - |
| Australia | - | 7 | | - | | - | 1 | 10 | - | - |
| Others | - | 24 | 1 | 9 | - | 10 | 1 | 4 | 5 | 28 |
| **Total** | **53,945** | **459,042** | **58,758** | **595,952** | **53,443** | **485,561** | **60,758** | **383,156** | **57,255** | **221,433** |

**Table 3.74**
**UNITED STATES OF AMERICA: IMPORT OF GROUND PEPPER BY COUNTRY OF ORIGIN**

| Country of origin | 2014 | | 2015 | | 2016 | | 2017 | | 2018 | |
|---|---|---|---|---|---|---|---|---|---|---|
| | MT | $'000 | MT | $'000 | MT | $'000 | MT | $'000 | MT | $'000 |
| Viet Nam | 5,499 | 42,407 | 6,516 | 50,782 | 8,722 | 61,503 | 7,093 | 45,452 | 10,422 | 44,953 |
| India | 6,342 | 42,862 | 9,823 | 70,012 | 8,400 | 59,518 | 6,600 | 39,211 | 3,526 | 19,557 |
| Brazil | 350 | 2,968 | 1,759 | 15,933 | 1,970 | 15,996 | 1,164 | 7,186 | 1,031 | 4,619 |
| China | 784 | 4,812 | 975 | 4,872 | 916 | 4,588 | 852 | 3,876 | 918 | 4,620 |
| Germany | 614 | 5,455 | 26 | 211 | 34 | 305 | 101 | 648 | 879 | 3,905 |
| Spain | 137 | 434 | 189 | 689 | 174 | 718 | 176 | 744 | 272 | 1,142 |
| Sri Lanka | 101 | 580 | 207 | 1,060 | 306 | 1,210 | 691 | 1,791 | 174 | 1,975 |
| Mexico | 27 | 63 | 30 | 58 | 52 | 152 | 193 | 472 | 113 | 499 |
| Taipei, Chinese | 22 | 268 | 62 | 449 | 39 | 247 | 115 | 694 | 73 | 701 |
| Indonesia | 175 | 1,616 | 574 | 5,738 | 723 | 3,009 | 285 | 1,446 | 63 | 403 |
| Turkey | 20 | 96 | 19 | 75 | 15 | 80 | 12 | 47 | 47 | 165 |
| Italy | 1 | 13 | - | 5 | 17 | 49 | 10 | 64 | 32 | 194 |
| Hong Kong, China | 72 | 263 | 121 | 480 | 76 | 379 | 71 | 297 | 30 | 156 |
| Jamaica | 14 | 50 | 33 | 96 | 15 | 78 | 17 | 123 | 21 | 134 |
| Ethiopia | 29 | 133 | 15 | 85 | 27 | 139 | 10 | 69 | 16 | 100 |
| Thailand | 5 | 27 | 2 | 12 | 14 | 47 | 23 | 119 | 10 | 60 |
| Korea, Republic of | 15 | 71 | 11 | 73 | 23 | 107 | 11 | 81 | 7 | 86 |
| South Africa | 2 | 24 | | - | - | 3 | 3 | 4 | 6 | 82 |
| Costa Rica | 1 | 2 | | - | | - | 1 | 2 | 3 | 8 |
| Peru | 6 | 36 | 3 | 8 | 7 | 30 | 25 | 110 | 2 | 16 |
| Canada | 11 | 51 | 6 | 38 | - | 6 | 2 | 35 | 1 | 14 |
| Saint Lucia | 18 | 51 | 9 | 18 | | - | | - | 1 | 13 |
| Poland | 2 | 25 | 1 | 17 | 1 | 9 | 1 | 15 | 1 | 16 |
| France | - | 29 | 519 | 2,940 | 2 | 31 | - | 22 | 1 | 39 |
| Israel | 4 | 28 | 2 | 21 | 1 | 9 | 6 | 41 | 1 | 11 |
| United Arab Emirate | 21 | 54 | 12 | 149 | 7 | 84 | 2 | 21 | 1 | 22 |
| Lebanon | 1 | 9 | 1 | 11 | 1 | 15 | - | 3 | - | 5 |
| Argentina | 1 | 8 | 1 | 4 | | - | - | 3 | - | - |
| Singapore | 726 | 2,418 | 623 | 1,604 | | - | 25 | 245 | - | - |
| Netherlands | - | 3 | | - | 1 | 3 | 8 | 71 | - | - |
| Malaysia | | - | | - | 16 | 100 | 1 | 8 | - | - |
| Pakistan | 4 | 19 | | - | 1 | 2 | - | 6 | - | 4 |
| Bangladesh | | - | | - | 1 | 3 | - | 4 | - | - |
| Ghana | | - | 4 | 11 | | - | - | 2 | - | 4 |
| Yemen | | - | | - | 1 | 6 | 2 | 5 | - | - |
| Portugal | 1 | 6 | 1 | 2 | 4 | 4 | 1 | 4 | - | - |
| El Salvador | | - | | - | | - | 6 | 17 | - | 9 |
| Japan | 9 | 49 | 10 | 40 | 3 | 39 | 2 | 31 | - | 3 |
| Albania | | - | | - | | - | 1 | 6 | - | - |
| Jordan | - | 4 | 2 | 5 | | - | 2 | 6 | - | - |
| Others | 29 | 159 | 45 | 196 | - | 10 | 2 | 6 | 24 | 91 |
| **Total** | **15,043** | **105,093** | **21,601** | **155,694** | **21,569** | **148,479** | **17,514** | **102,987** | **17,675** | **83,606** |

**Table 3.75**
**UNITED STATES OF AMERICA: EXPORT OF WHOLE PEPPER BY COUNTRY OF DESTINATION**

| Country of destination | 2014 | | 2015 | | 2016 | | 2017 | | 2018 | |
|---|---|---|---|---|---|---|---|---|---|---|
| | MT | $'000 | MT | $'000 | MT | $'000 | MT | $'000 | MT | $'000 |
| Canada | 2,889 | 10,428 | 3,829 | 11,407 | 3,245 | 10,038 | 2,912 | 9,937 | 1,968 | 7,198 |
| Korea, Republic of | 146 | 415 | 261 | 734 | 252 | 698 | 286 | 734 | 493 | 1,157 |
| United Kingdom | 242 | 1,433 | 221 | 581 | 322 | 831 | 229 | 620 | 230 | 624 |
| Japan | 35 | 400 | 66 | 350 | 146 | 733 | 172 | 649 | 212 | 771 |
| Mexico | 455 | 1,281 | 419 | 1,399 | 61 | 329 | 249 | 855 | 210 | 781 |
| Taipei, Chinese | 25 | 170 | 144 | 383 | 116 | 397 | 234 | 639 | 198 | 514 |
| Kuwait | 48 | 65 | 84 | 125 | 73 | 106 | 96 | 144 | 184 | 292 |
| Nigeria | 51 | 151 | 116 | 367 | 145 | 220 | 106 | 160 | 158 | 240 |
| Thailand | 41 | 152 | 60 | 171 | 200 | 524 | 134 | 359 | 130 | 332 |
| Colombia | 11 | 111 | 9 | 100 | 37 | 137 | 73 | 276 | 83 | 278 |
| Viet Nam | 1 | 3 | | - | 148 | 456 | 8 | 66 | 83 | 383 |
| Benin | 603 | 1,480 | 33 | 84 | 66 | 100 | 81 | 124 | 66 | 100 |
| China | 2 | 5 | 13 | 44 | | - | 7 | 17 | 63 | 162 |
| United Arab Emirates | 211 | 530 | 44 | 90 | 62 | 122 | 96 | 158 | 63 | 98 |
| Hong Kong, China | 102 | 326 | 34 | 116 | 47 | 141 | 64 | 189 | 55 | 237 |
| Egypt | 47 | 68 | 47 | 67 | 42 | 56 | 64 | 86 | 52 | 80 |
| Malaysia | 7 | 27 | 30 | 70 | 29 | 89 | 24 | 67 | 46 | 117 |
| Singapore | 119 | 321 | 22 | 62 | 23 | 71 | 34 | 88 | 42 | 112 |
| Saudi Arabia | 18 | 51 | 13 | 49 | 71 | 203 | 147 | 382 | 39 | 110 |
| Indonesia | 16 | 40 | 15 | 42 | 21 | 54 | 25 | 65 | 25 | 112 |
| Panama | 27 | 138 | 89 | 272 | 28 | 87 | 4 | 36 | 24 | 93 |
| Jamaica | 47 | 200 | 52 | 198 | 33 | 89 | 38 | 143 | 24 | 116 |
| Pakistan | 13 | 17 | 9 | 14 | 17 | 24 | 37 | 54 | 23 | 39 |
| Qatar | 6 | 9 | 2 | 4 | 3 | 5 | 25 | 43 | 22 | 33 |
| Italy | | - | | - | | - | 15 | 38 | 22 | 56 |
| Jordan | 8 | 19 | 12 | 26 | 2 | 9 | 18 | 35 | 19 | 32 |
| Germany | 482 | 1,244 | 80 | 210 | 73 | 188 | 76 | 277 | 16 | 98 |
| Bahrain | 3 | 15 | - | 4 | 6 | 22 | 13 | 38 | 16 | 29 |
| India | 202 | 517 | 34 | 88 | 258 | 674 | 93 | 239 | 10 | 34 |
| Turkey | | - | 2 | 4 | 3 | 4 | 3 | 5 | 7 | 11 |
| New Zealand | 3 | 5 | | - | 1 | 9 | 5 | 10 | 7 | 17 |
| El Salvador | 104 | 276 | 156 | 410 | 37 | 147 | 39 | 138 | 5 | 34 |
| Barbados | 4 | 18 | 1 | 9 | 3 | 27 | 3 | 16 | 4 | 24 |
| Oman | | - | 5 | 7 | 4 | 6 | 3 | 4 | 4 | 11 |
| Uruguay | 1 | 34 | 8 | 27 | 12 | 39 | 8 | 29 | 3 | 22 |
| Philippines | 13 | 47 | - | 6 | 12 | 31 | 3 | 7 | 2 | 7 |
| Trinidad and Tobago | 1 | 7 | 3 | 18 | 11 | 32 | 2 | 5 | 1 | 9 |
| Costa Rica | 27 | 81 | 11 | 48 | 4 | 18 | 33 | 169 | 1 | 5 |
| Brazil | 92 | 241 | 12 | 20 | | - | 25 | 148 | - | - |
| Netherlands | 205 | 682 | 1 | 9 | | - | 19 | 49 | - | - |
| Others | 61 | 218 | 96 | 347 | 199 | 631 | 14 | 104 | 33 | 127 |
| **Total** | **6,368** | **21,225** | **6,033** | **17,962** | **5,812** | **17,347** | **5,517** | **17,202** | **4,643** | **14,495** |

**Table 3.76**
**UNITED STATES OF AMERICA: EXPORT OF GROUND PEPPER BY COUNTRY OF DESTINATION**

| Country of destination | 2014 | | 2015 | | 2016 | | 2017 | | 2018 | |
|---|---|---|---|---|---|---|---|---|---|---|
| | MT | $'000 | MT | $'000 | MT | $'000 | MT | $'000 | MT | $'000 |
| Canada | 3,689 | 22,749 | 6,944 | 28,331 | 5,047 | 24,649 | 4,147 | 23,260 | 2,722 | 17,785 |
| Mexico | 370 | 2,276 | 896 | 4,035 | 1,095 | 4,849 | 929 | 4,946 | 606 | 4,271 |
| United Kingdom | 109 | 430 | 207 | 717 | 235 | 860 | 197 | 657 | 174 | 731 |
| Japan | 58 | 344 | 90 | 542 | 44 | 356 | 260 | 1,787 | 133 | 827 |
| Malaysia | 22 | 222 | 37 | 289 | 75 | 301 | 73 | 309 | 82 | 400 |
| Uruguay | 85 | 285 | 155 | 509 | 90 | 292 | 156 | 531 | 78 | 356 |
| France | 9 | 77 | 16 | 113 | 76 | 300 | 111 | 406 | 77 | 282 |
| Switzerland | 1 | 3 | 11 | 84 | 55 | 418 | 100 | 766 | 76 | 584 |
| Dominican Republic | 53 | 445 | 74 | 296 | 72 | 311 | 20 | 182 | 74 | 557 |
| Hong Kong, China | 80 | 274 | 75 | 353 | 70 | 265 | 94 | 336 | 58 | 464 |
| United Arab Emirates | 33 | 135 | 72 | 252 | 63 | 205 | 65 | 232 | 56 | 289 |
| Bahamas | 46 | 264 | 74 | 343 | 62 | 289 | 70 | 308 | 50 | 239 |
| Thailand | 111 | 391 | 265 | 918 | 84 | 288 | 29 | 134 | 37 | 243 |
| Saudi Arabia | 19 | 71 | 4 | 13 | 7 | 24 | 13 | 49 | 37 | 202 |
| Viet Nam | | - | 85 | 1,084 | 40 | 392 | 111 | 688 | 36 | 170 |
| Panama | 20 | 139 | 39 | 180 | 48 | 288 | 46 | 316 | 35 | 232 |
| Costa Rica | 11 | 56 | 36 | 140 | 101 | 437 | 89 | 660 | 32 | 219 |
| India | 28 | 112 | 74 | 245 | 57 | 295 | 61 | 449 | 32 | 314 |
| Spain | 30 | 108 | 63 | 170 | 51 | 152 | 19 | 72 | 26 | 111 |
| Korea, Republic of | 167 | 954 | 268 | 1,071 | 523 | 1,753 | 285 | 1,290 | 19 | 69 |
| El Salvador | 10 | 31 | 40 | 180 | 65 | 392 | 19 | 126 | 18 | 120 |
| Singapore | 109 | 967 | 30 | 205 | 36 | 200 | 20 | 211 | 14 | 184 |
| Australia | 3 | 21 | 1 | 6 | | - | 15 | 79 | 14 | 99 |
| Netherlands | 27 | 87 | 26 | 130 | 60 | 207 | 8 | 40 | 14 | 56 |
| Kuwait | 2 | 7 | 7 | 14 | 8 | 39 | 17 | 58 | 13 | 48 |
| New Caledonia | 2 | 29 | 1 | 25 | 44 | 148 | 29 | 95 | 12 | 112 |
| Taipei, Chinese | 27 | 187 | 89 | 419 | 17 | 112 | 22 | 183 | 11 | 145 |
| Philippines | 4 | 32 | 4 | 29 | 1 | 9 | 37 | 130 | 11 | 50 |
| Belize | 72 | 204 | 34 | 150 | 7 | 70 | 15 | 56 | 5 | 28 |
| Colombia | 8 | 98 | 12 | 92 | 25 | 115 | 12 | 100 | 5 | 77 |
| Barbados | 1 | 6 | 4 | 31 | 12 | 48 | 8 | 82 | 5 | 37 |
| Liberia | | - | 30 | 121 | - | 5 | 5 | 15 | 4 | 19 |
| Sweden | 63 | 240 | 33 | 128 | 10 | 43 | 10 | 42 | 3 | 13 |
| Ecuador | 3 | 12 | 11 | 67 | 7 | 44 | 8 | 55 | 3 | 20 |
| Nicaragua | 2 | 23 | 6 | 56 | 1 | 13 | 8 | 52 | 2 | 13 |
| Honduras | | - | 2 | 11 | 3 | 25 | 5 | 49 | 2 | 19 |
| China | 1 | 9 | | - | 11 | 30 | 25 | 68 | 1 | 5 |
| Turkey | | - | 2 | 6 | - | 5 | 88 | 229 | - | - |
| Indonesia | 3 | 87 | 5 | 21 | 3 | 22 | 6 | 24 | - | - |
| Chile | 128 | 418 | 6 | 69 | 69 | 226 | 164 | 536 | - | 4 |
| Others | 94 | 493 | 72 | 445 | 44 | 328 | 25 | 243 | 73 | 531 |
| **Total** | **5,500** | **32,286** | **9,900** | **41,890** | **8,318** | **38,805** | **7,421** | **39,851** | **4,650** | **29,925** |

**Table 3.77**

**UNITED STATES OF AMERICA: IMPORT OF PEPPER OLEORESIN BY COUNTRY OF ORIGIN**

| Country of origin | 2014 | | 2015 | | 2016 | | 2017 | | 2018 | |
|---|---|---|---|---|---|---|---|---|---|---|
| | MT | $'000 | MT | $'000 | MT | $'000 | MT | $'000 | MT | $'000 |
| India | 305 | 11,271 | 494 | 22,808 | 283 | 15,153 | 361 | 18,082 | 331 | 12,916 |
| Sri Lanka | 41 | 1,956 | 87 | 4,216 | 82 | 4,558 | 87 | 4,189 | 60 | 2,306 |
| Canada | 7 | 336 | 7 | 433 | 10 | 620 | 9 | 581 | 11 | 645 |
| Germany | 1 | 135 | 2 | 208 | 8 | 309 | 4 | 140 | 0 | 32 |
| France | 7 | 274 | 2 | 78 | 0 | 44 | 0 | 49 | 0 | 57 |
| Mexico | | | | | | | - | - | 0 | 20 |
| Italy | - | - | - | - | - | - | 0 | 4 | 0 | 7 |
| United Kingdom | | | | | | | 0 | 4 | - | - |
| Taipei, Chinese | - | - | - | - | 0 | 3 | - | - | - | - |
| Switzerland | - | - | - | - | 2 | 49 | - | - | - | - |
| Madagascar | - | - | - | - | - | - | | | | |
| China | 0 | 3 | 0 | 7 | - | - | 1 | 15 | - | - |
| Ireland | - | - | - | - | - | - | | | | |
| Israel | 0 | 16 | - | - | - | - | - | - | - | - |
| **Total** | **361** | **13,991** | **593** | **27,750** | **385** | **20,736** | **461** | **23,064** | **403** | **15,983** |

**Tabel 3.78**

**SPOT PRICE OF BLACK PEPPER In NEW YORK, 2007 - 2018**

| Months | Spot Price in US$/Mt | | | | | | | | | | | |
|---|---|---|---|---|---|---|---|---|---|---|---|---|
| | 2007 | 2008 | 2009 | 2010 | 2011 | 2012 | 2013 | 2014 | 2015 | 2016 | 2017 | 2018 |
| January | 2,910 | 3,869 | 2,854 | 3,354 | 5,418 | 7,110 | 7,165 | 8,653 | 10,943 | 9,756 | 7,745 | 4,520 |
| February | 2,933 | 4,039 | 2,673 | 3,286 | 5,503 | 7,248 | 7,330 | 8,325 | 11,014 | 9,343 | 7,416 | 4,355 |
| March | 2,981 | 4,273 | 2,568 | 3,385 | 5,515 | 7,830 | 7,330 | 8,243 | 11,025 | 8,765 | 6,725 | 4,300 |
| April | 3,527 | 4,190 | 2,601 | 3,762 | 6,386 | 7,564 | 7,143 | 8,556 | 10,497 | 8,490 | 6,329 | 3,948 |
| May | 4,273 | 4,135 | 2,621 | 3,914 | 6,796 | 7,495 | 7,000 | 9,013 | 10,305 | 8,985 | 6,093 | 3,888 |
| June | 4,239 | 3,940 | 2,677 | 3,920 | 6,698 | 7,275 | 6,863 | 9,150 | 10,860 | 9,535 | 5,374 | 3,640 |
| July | 4,242 | 3,877 | 2,597 | 4,454 | 6,747 | 7,253 | 6,835 | 10,186 | 11,333 | 9,392 | 5,048 | 3,530 |
| August | 4,199 | 3,789 | 3,098 | 4,493 | 7,138 | 6,863 | 7,003 | 10,888 | 10,860 | 9,040 | 5,428 | 3,257 |
| September | 3,989 | 3,695 | 3,350 | 4,520 | 7,939 | 7,138 | 7,414 | 11,190 | 10,805 | 8,600 | 5,345 | 3,045 |
| October | 3,898 | 3,560 | 3,333 | 4,630 | 8,556 | 7,253 | 7,918 | 11,223 | 10,497 | 8,248 | 5,070 | 3,270 |
| November | 3,893 | 3,174 | 3,440 | 5,458 | 8,188 | 7,248 | 8,105 | 10,943 | 10,310 | 7,775 | 4,768 | 3,418 |
| December | 3,812 | 2,887 | 3,475 | 5,423 | 7,852 | 7,238 | 8,842 | 11,025 | 10,189 | 7,852 | 4,784 | 3,391 |
| **Average** | **3,741** | **3,786** | **2,940** | **4,216** | **6,894** | **7,293** | **7,412** | **9,783** | **10,720** | **8,815** | **5,844** | **3,713** |

**Tabel 3.79**

**SPOT PRICE OF WHITE PEPPER In NEW YORK, 2007 - 2018**

| Months | Spot Price in US$/Mt | | | | | | | | | | | |
|---|---|---|---|---|---|---|---|---|---|---|---|---|
| | 2007 | 2008 | 2009 | 2010 | 2011 | 2012 | 2013 | 2014 | 2015 | 2016 | 2017 | 2018 |
| January | 4,190 | 5,345 | 4,548 | 5,400 | 7,748 | 10,393 | 9,810 | 12,405 | 14,885 | 14,885 | 11,690 | 7,390 |
| February | 4,217 | 5,383 | 4,520 | 5,400 | 8,121 | 10,530 | 10,253 | 12,543 | 15,023 | 14,885 | 11,690 | 6,838 |
| March | 4,300 | 6,285 | 4,025 | 5,400 | 8,440 | 10,695 | 10,475 | 12,680 | 15,435 | 14,608 | 10,585 | 6,368 |
| April | 4,696 | 6,329 | 4,168 | 5,535 | 8,710 | 10,607 | 10,385 | 13,032 | 15,435 | 14,330 | 10,585 | 6,285 |
| May | 5,345 | 6,148 | 4,393 | 5,625 | 9,288 | 10,283 | 10,145 | 13,120 | 15,435 | 14,330 | 9,903 | 6,285 |
| June | 5,400 | 5,955 | 4,668 | 5,625 | 9,260 | 9,896 | 9,923 | 13,120 | 15,988 | 14,110 | 9,015 | 6,065 |
| July | 5,400 | 5,801 | 4,674 | 6,214 | 9,260 | 9,582 | 9,810 | 14,266 | 16,496 | 14,110 | 8,292 | 6,065 |
| August | 5,400 | 5,690 | 4,850 | 6,373 | 9,645 | 9,425 | 9,975 | 14,830 | 16,100 | 13,230 | 8,573 | 6,065 |
| September | 5,290 | 5,458 | 5,373 | 6,368 | 10,749 | 9,675 | 10,050 | 15,325 | 16,100 | 12,130 | 8,655 | 6,065 |
| October | 5,290 | 5,334 | 5,400 | 6,478 | 12,922 | 9,810 | 10,431 | 15,435 | 15,392 | 12,130 | 8,578 | 6,065 |
| November | 5,373 | 4,795 | 5,400 | 7,608 | 12,350 | 9,810 | 10,126 | 15,435 | 15,215 | 11,910 | 8,160 | 5,678 |
| December | 5,290 | 4,410 | 5,400 | 7,720 | 11,510 | 9,810 | 11,598 | 15,435 | 15,017 | 11,690 | 7,500 | 5,295 |
| **Average** | **5,016** | **5,578** | **4,785** | **6,145** | **9,834** | **10,043** | **10,248** | **13,969** | **15,543** | **13,529** | **9,435** | **6,205** |

# SPOT PRICE BLACK AND WHITE PEPPER IN NEW YORK

Chart 3.01

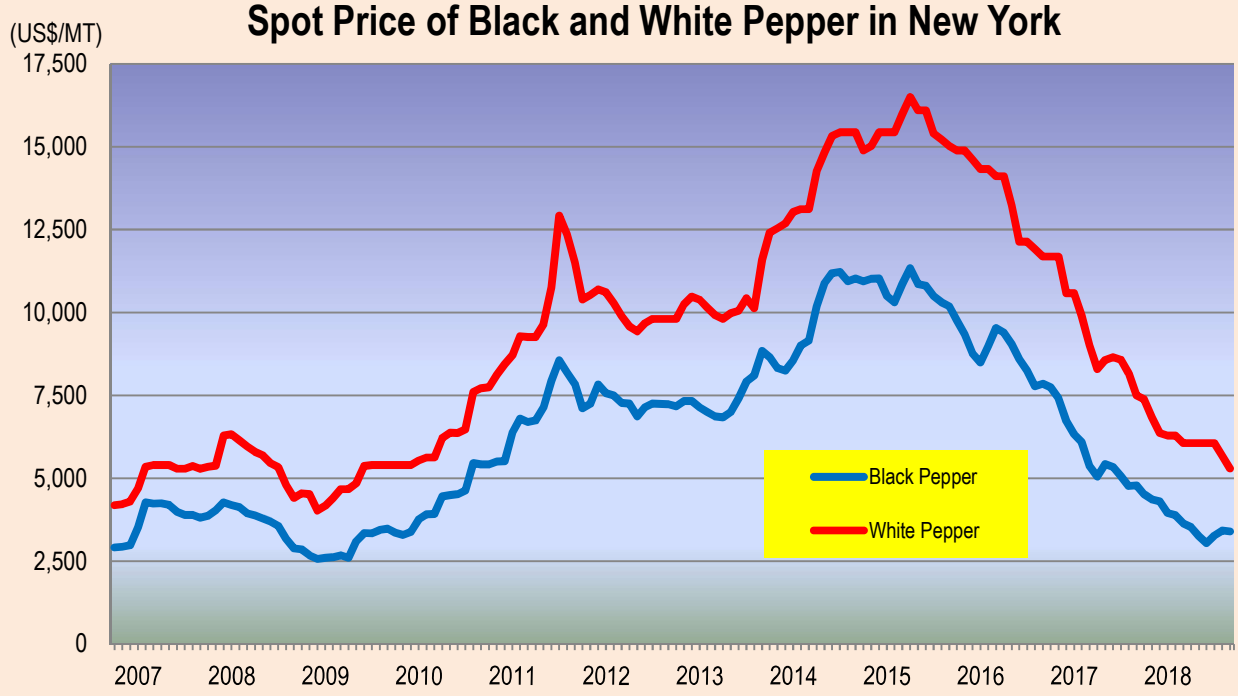
Spot Price of Black and White Pepper in New York
(US$/MT)
17,500
15,000
12,500
10,000
7,500
5,000
2,500
0
2007
2008
2009
2010
2011
2012
2013
2014
2015
2016
2017
2018
Black Pepper
White Pepper